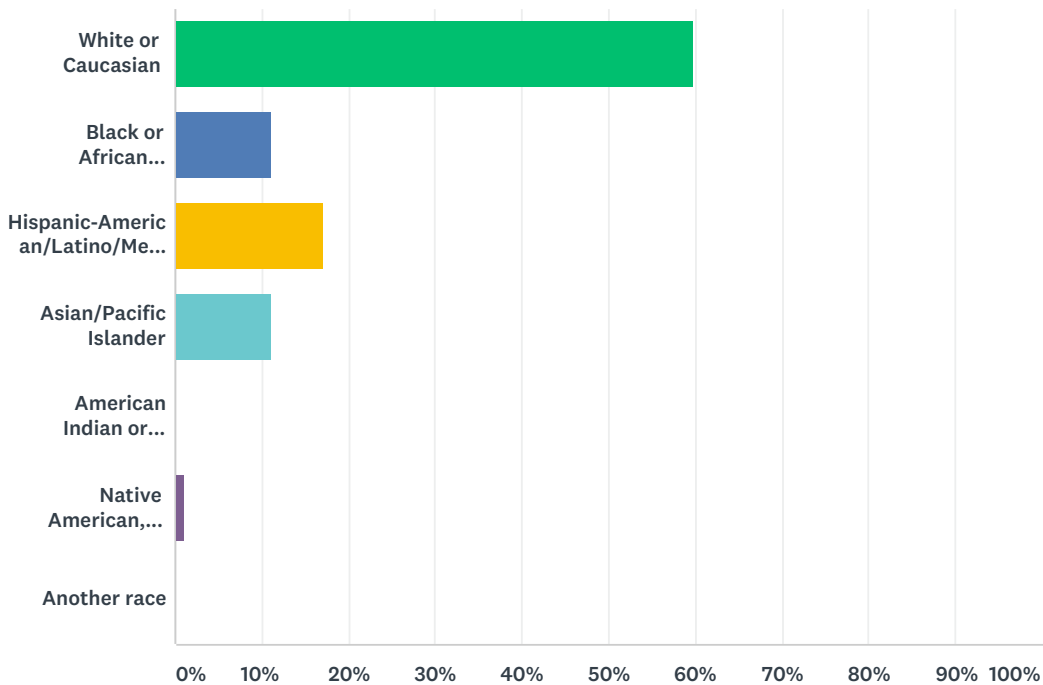


Q1 To get started, please indicate which of the following categories best describes your primary racial or ethnic group?

Answered: 309 Skipped: 0

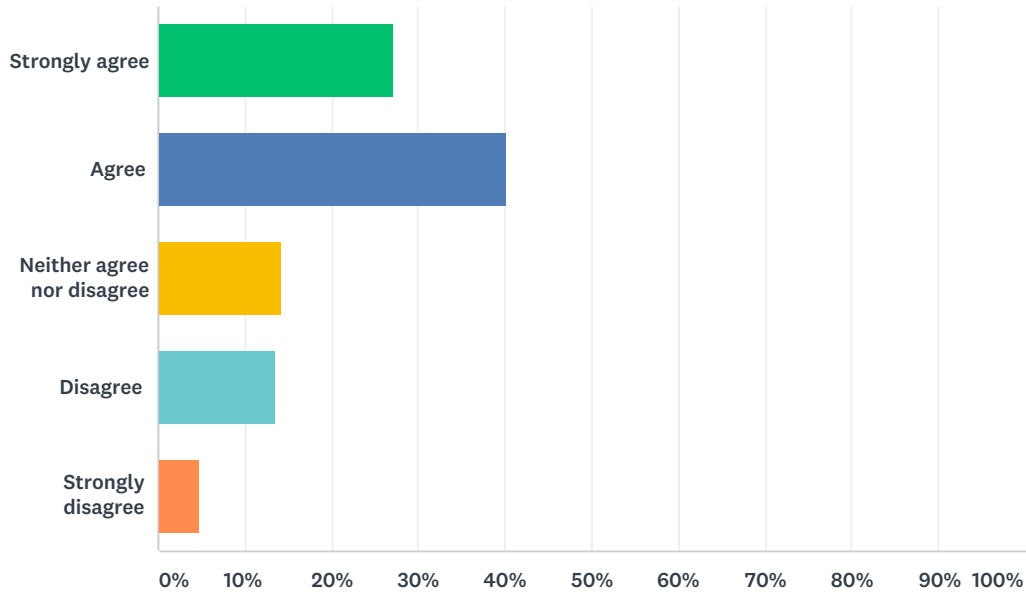


ANSWER CHOICES	RESPONSES
White or Caucasian	59.87% 185
Black or African American	11.00% 34
Hispanic-American/Latino/Mexican-American/Spanish	17.15% 53
Asian/Pacific Islander	11.00% 34
American Indian or Alaska Native	0.00% 0
Native American, Native Alaskan, Native Hawaiian, Other Pacific Islander	0.97% 3
Another race	0.00% 0
<b>TOTAL</b>	<b>309</b>

Q2 Please indicate how much you agree with the following statement: I understand how my data is being collected, used and shared when I visit sites like Google, Apple, Amazon and Facebook Inc. (e.g. Facebook, Instagram, WhatsApp). (Note: For the rest of this survey, these companies will be referred to as just “Google and Facebook Inc.)

Answered: 309 Skipped: 0

## Technology and the Individual

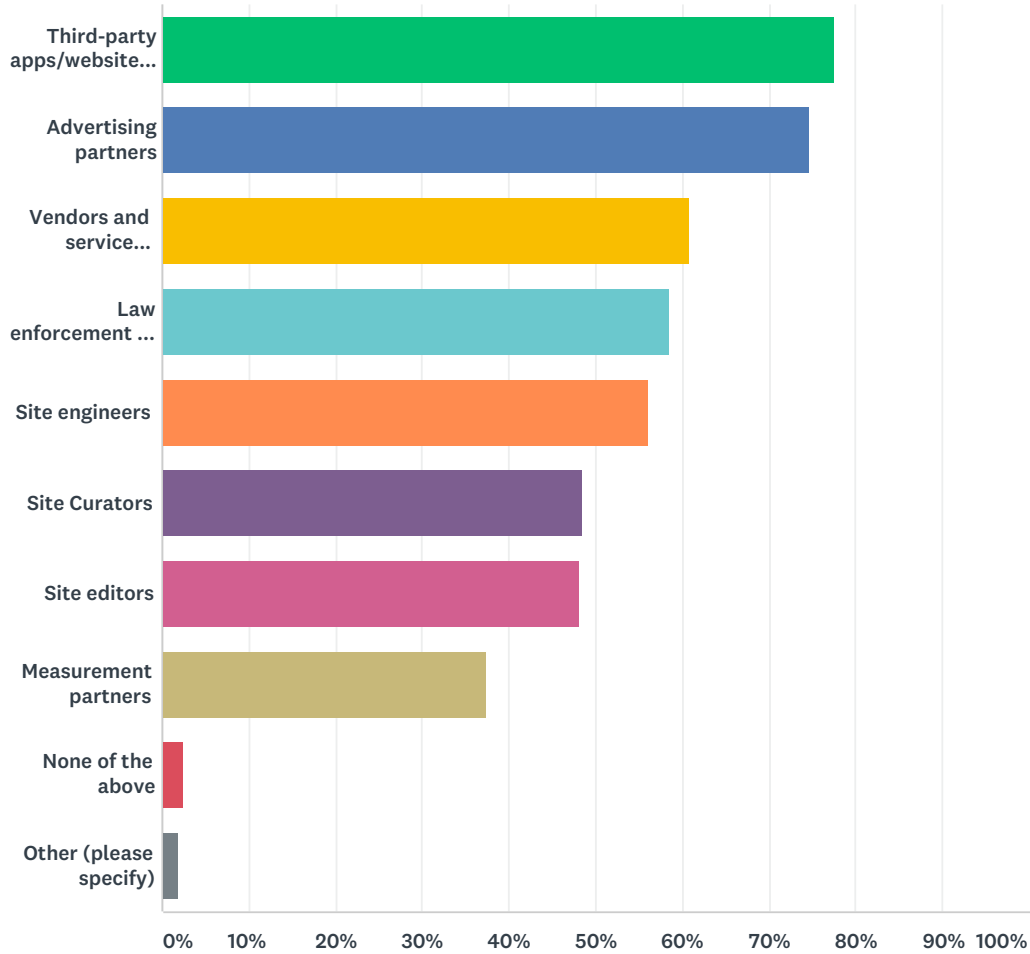


ANSWER CHOICES	RESPONSES	
Strongly agree	27.18%	84
Agree	40.13%	124
Neither agree nor disagree	14.24%	44
Disagree	13.59%	42
Strongly disagree	4.85%	15
<b>TOTAL</b>		<b>309</b>

**Q3 Thinking about your internet behavior, who do you believe has access to your data when you visit websites such as Google or Facebook Inc.? Please check all that apply.**

Answered: 309 Skipped: 0

## Technology and the Individual



ANSWER CHOICES	RESPONSES	
Third-party apps/websites, or services that are integrated with website	77.67%	240
Advertising partners	74.76%	231
Vendors and service providers	60.84%	188
Law enforcement or legal requests	58.58%	181
Site engineers	55.99%	173
Site Curators	48.54%	150
Site editors	48.22%	149
Measurement partners	37.54%	116
None of the above	2.59%	8
Other (please specify)	1.94%	6
Total Respondents: 309		

Q4 What, if anything, does it mean to you to “opt-out” of sharing your data on the internet sites you visit? Please give examples.

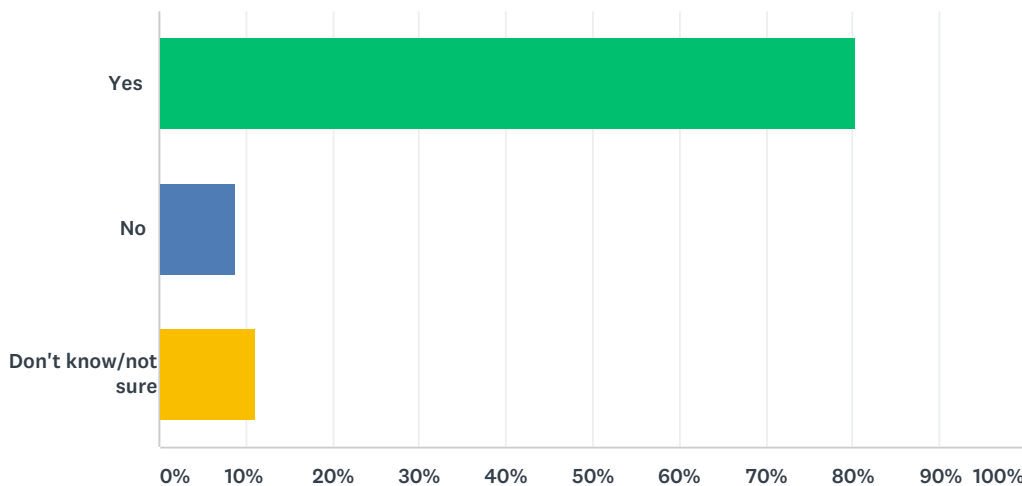
Answered: 309 Skipped: 0

**Q5** According to a leaked internal Facebook report, the company can identify when teens feel ‘insecure,’ ‘worthless,’ and ‘need a confidence boost.’ Assuming this information is true, how does this statement make you feel? How, if at all, would it change how you use the platform?

Answered: 309 Skipped: 0

**Q6** Do you think that the information or content served on sites such as Google or Facebook Inc. varies depending on the individual who is viewing it?

Answered: 309 Skipped: 0

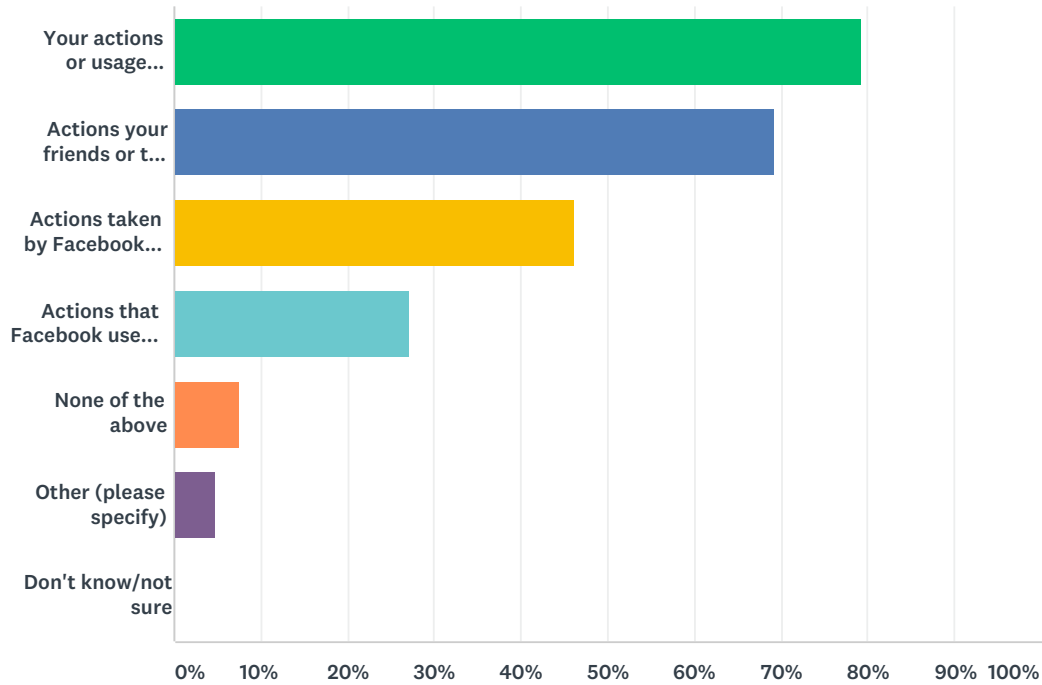


ANSWER CHOICES	RESPONSES	
Yes	80.26%	248
No	8.74%	27
Don't know/not sure	11.00%	34
TOTAL		309

**Q7** Which of the following actions influence the type of news that appears in your Facebook News Feed. Please check all that apply.

Answered: 309 Skipped: 0

## Technology and the Individual

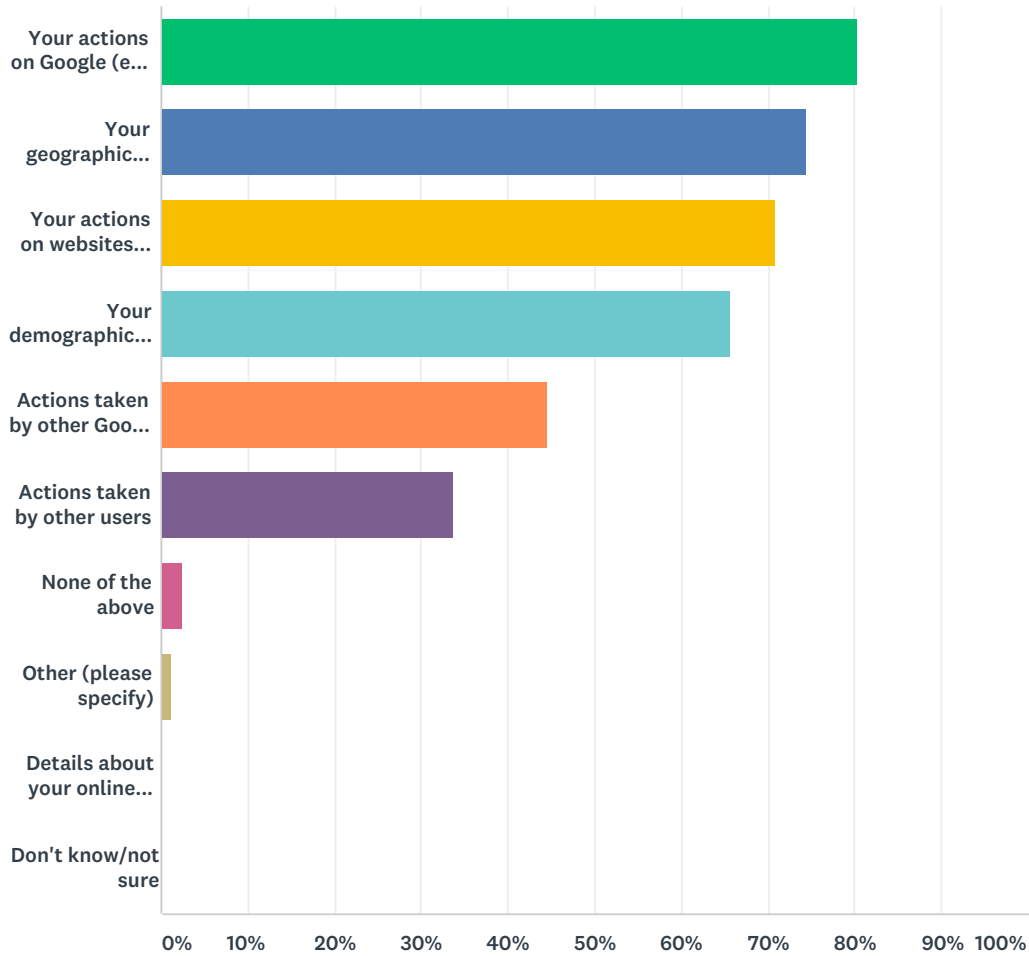


ANSWER CHOICES	RESPONSES	
Your actions or usage history on Facebook	79.29%	245
Actions your friends or the organizations you follow take on Facebook	69.26%	214
Actions taken by Facebook engineers/editors/curators	46.28%	143
Actions that Facebook users you do not follow take on Facebook	27.18%	84
None of the above	7.44%	23
Other (please specify)	4.85%	15
Don't know/not sure	0.00%	0
Total Respondents: 309		

**Q8 Which of the following affect the type of results you are shown when you conduct a Google search? Please check all that apply.**

Answered: 309 Skipped: 0

## Technology and the Individual

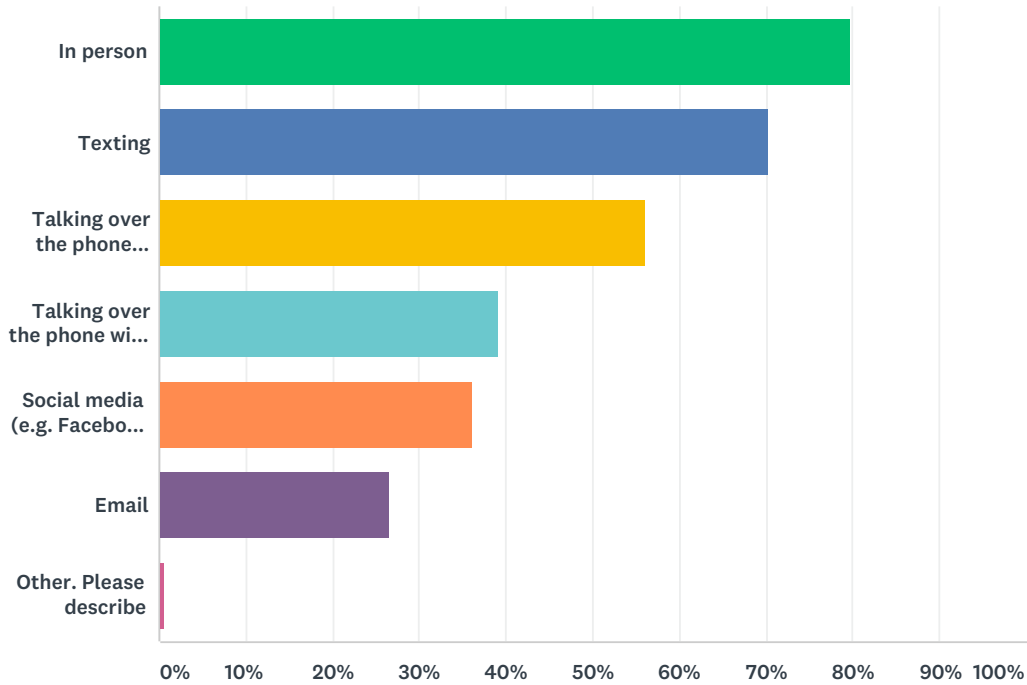


ANSWER CHOICES	RESPONSES	
Your actions on Google (e.g. search history, click history, social endorsements, etc.)	80.26%	248
Your geographic location	74.43%	230
Your actions on websites other than Google (e.g. page views, social sharing, etc.)	70.87%	219
Your demographic information (e.g. gender, age, race/ethnicity, etc.)	65.70%	203
Actions taken by other Google engineers/editors/curators	44.66%	138
Actions taken by other users	33.66%	104
None of the above	2.59%	8
Other (please specify)	1.29%	4
Details about your online session	0.00%	0
Don't know/not sure	0.00%	0
Total Respondents: 309		

**Q9 How do you feel most comfortable communicating with your friends and family? Please check all that apply.**

Answered: 309 Skipped: 0

## Technology and the Individual

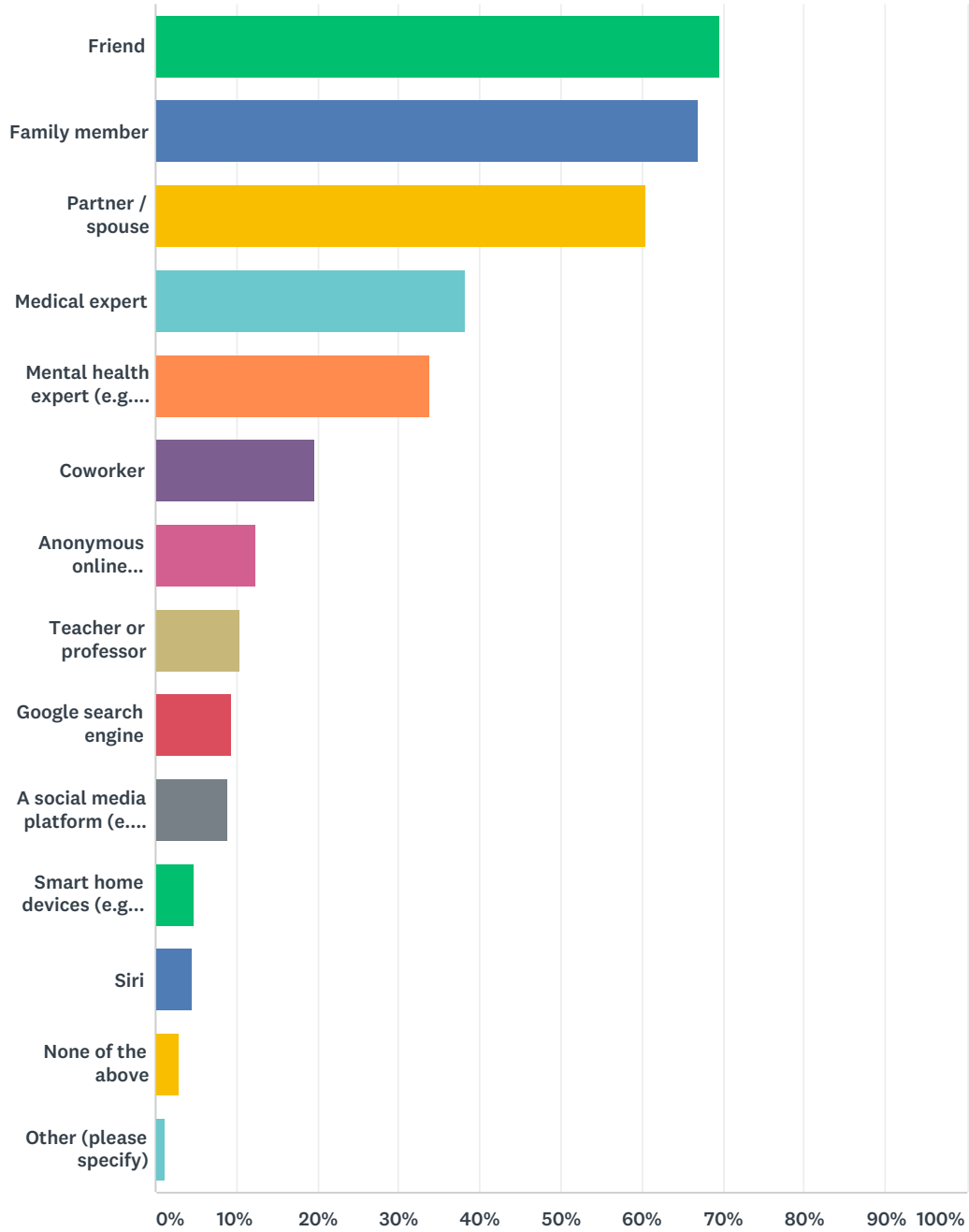


ANSWER CHOICES	RESPONSES	
In person	79.61%	246
Texting	70.23%	217
Talking over the phone without video / facetime	55.99%	173
Talking over the phone with Video/facetime	39.16%	121
Social media (e.g. Facebook, Instagram, Twitter, YouTube etc.)	36.25%	112
Email	26.54%	82
Other. Please describe	0.65%	2
Total Respondents: 309		

**Q10 With whom/what are you most comfortable sharing a personal detail or aspect of your life? Please check all that apply.**

Answered: 309 Skipped: 0

## Technology and the Individual



ANSWER CHOICES	RESPONSES	
Friend	69.58%	215
Family member	66.99%	207
Partner / spouse	60.52%	187
Medical expert	38.19%	118
Mental health expert (e.g. Psychologist, counselor, therapist)	33.98%	105
Coworker	19.74%	61
Anonymous online community or forum	12.30%	38
Teacher or professor	10.36%	32



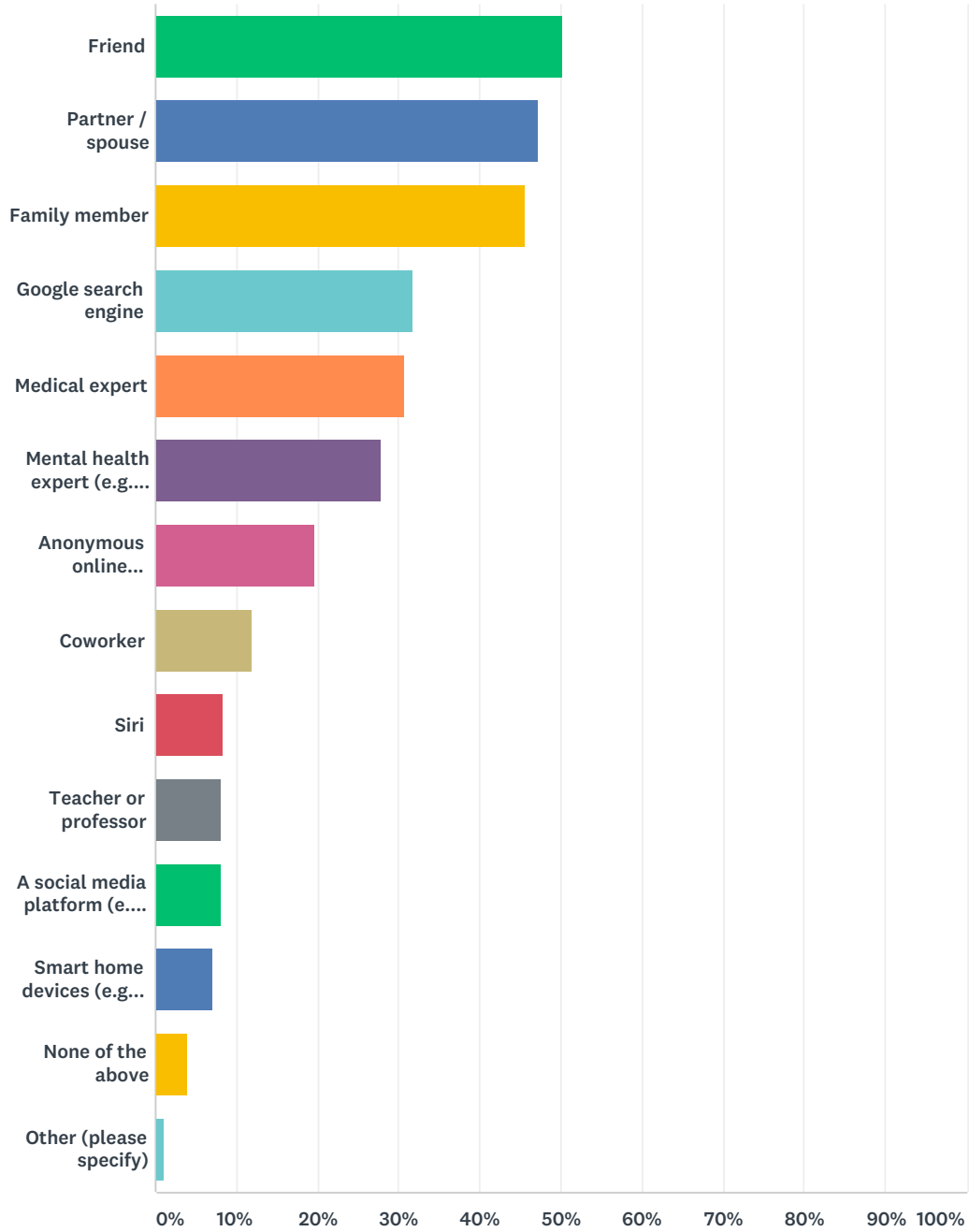
## Technology and the Individual

Google search engine	9.39%	29
A social media platform (e.g. Instagram, Facebook, Twitter, YouTube, etc)	9.06%	28
Smart home devices (e.g. Alexa, Echo, etc.)	4.85%	15
Siri	4.53%	14
None of the above	2.91%	9
Other (please specify)	1.29%	4
Total Respondents: 309		

**Q11 With whom/what are you most comfortable sharing an embarrassing question? Please check all that apply.**

Answered: 309 Skipped: 0

## Technology and the Individual



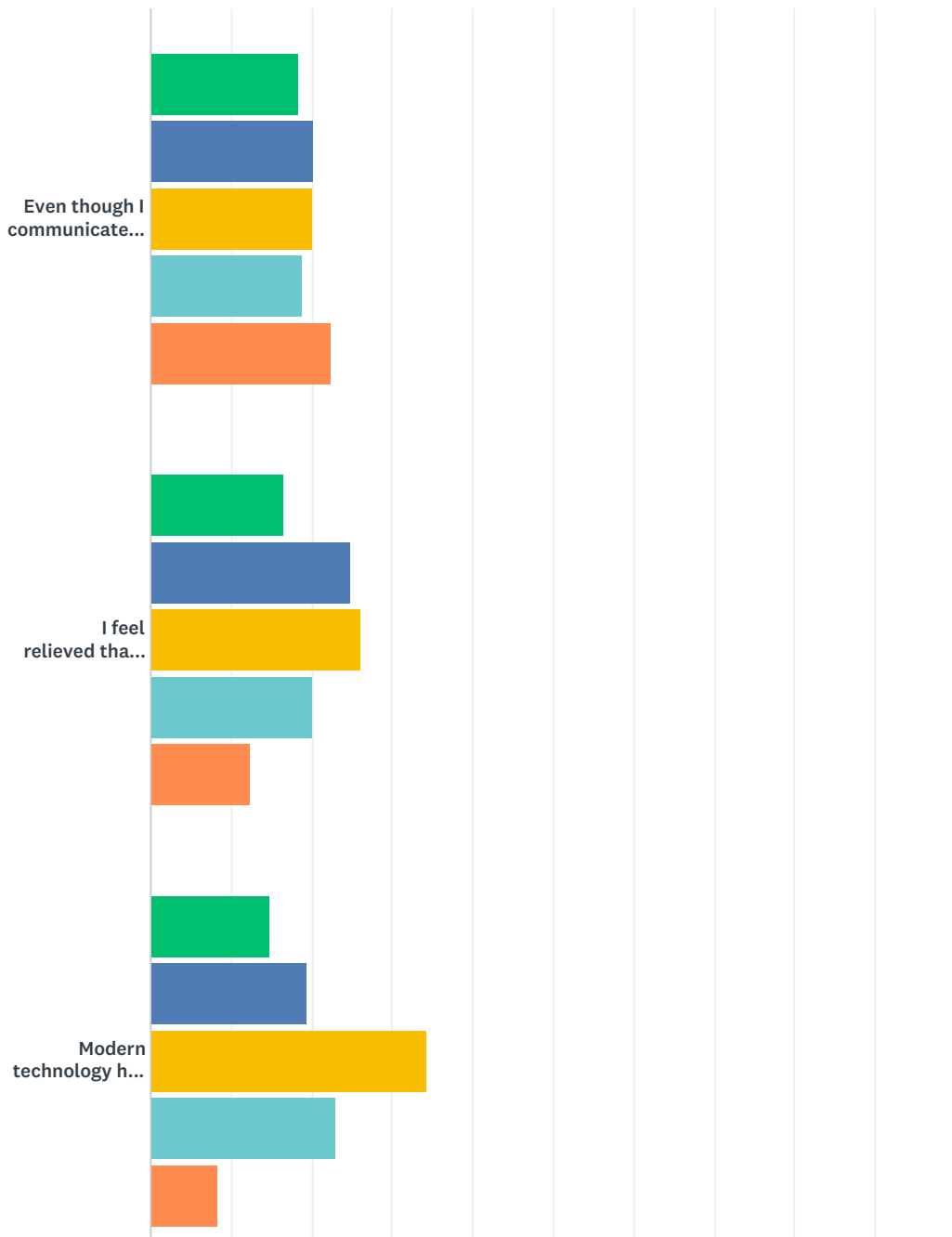
ANSWER CHOICES	RESPONSES	
Friend	50.16%	155
Partner / spouse	47.25%	146
Family member	45.63%	141
Google search engine	31.72%	98
Medical expert	30.74%	95
Mental health expert (e.g. Psychologist, counselor, therapist)	27.83%	86
Anonymous online community or forum	19.74%	61
Coworker	11.97%	37

## Technology and the Individual

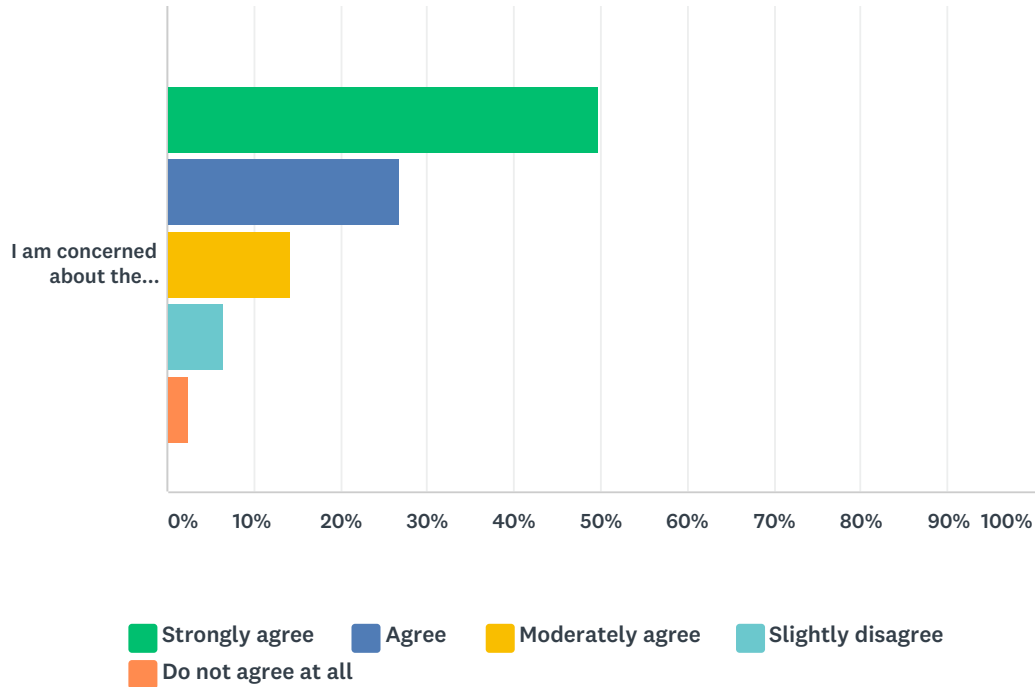
Siri	8.41%	26
Teacher or professor	8.09%	25
A social media platform (e.g. Instagram, Facebook, Twitter, YouTube, etc)	8.09%	25
Smart home devices (e.g. Alexa, Echo, etc.)	7.12%	22
None of the above	3.88%	12
Other (please specify)	0.97%	3
Total Respondents: 309		

### Q12 Please indicate how much you agree with the following statements:

Answered: 309   Skipped: 0



## Technology and the Individual

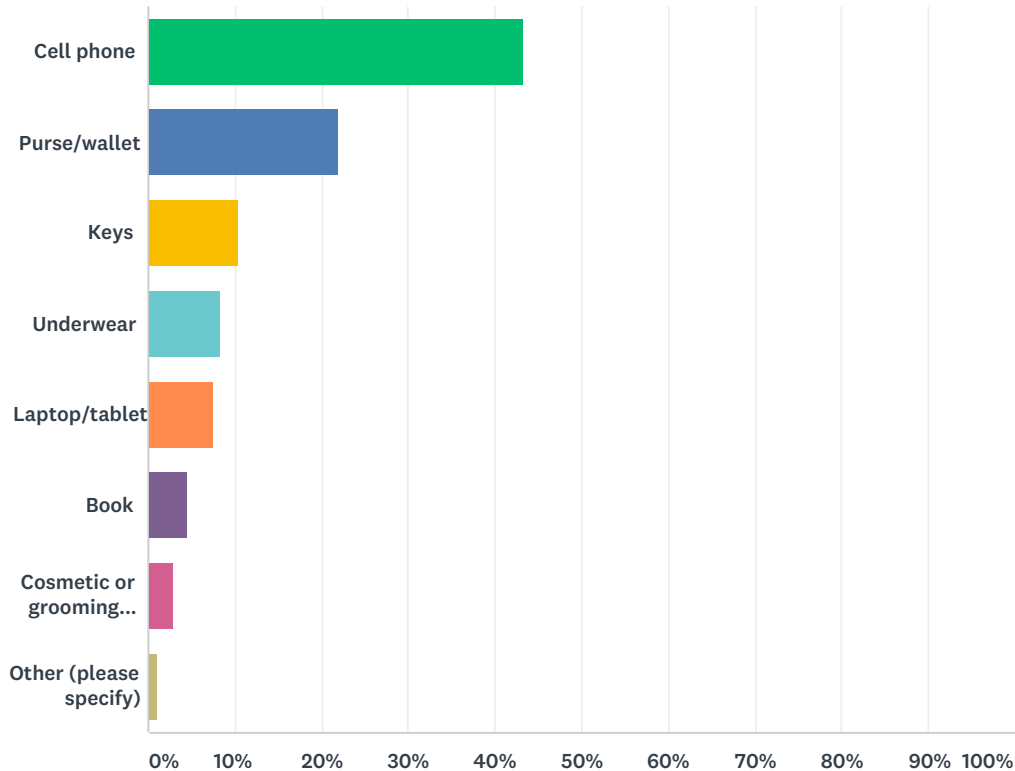


	STRONGLY AGREE	AGREE	MODERATELY AGREE	SLIGHTLY DISAGREE	DO NOT AGREE AT ALL	TOTAL
Even though I communicate with people all the time, I often feel lonely.	18.45% 57	20.39% 63	20.06% 62	18.77% 58	22.33% 69	309
I feel relieved that modern technology spares me the inconvenience of many face-to-face interactions.	16.50% 51	24.92% 77	26.21% 81	20.06% 62	12.30% 38	309
Modern technology has positively impacted the quality of relationships people have with one another.	14.89% 46	19.42% 60	34.30% 106	22.98% 71	8.41% 26	309
I am concerned about the impact modern technology will have on future generations.	49.84% 154	26.86% 83	14.24% 44	6.47% 20	2.59% 8	309

**Q13** If you could only take one item with you for the entire day from the list below, which one would it be? Please choose one answer.

Answered: 309 Skipped: 0

## Technology and the Individual

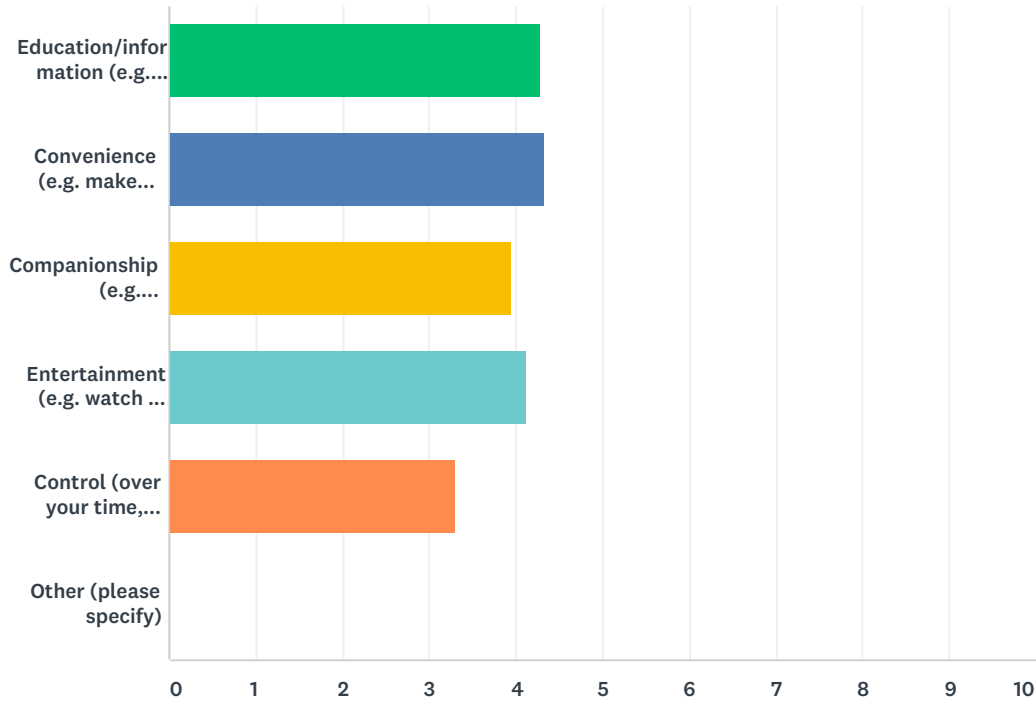


ANSWER CHOICES	RESPONSES	
Cell phone	43.37%	134
Purse/wallet	22.01%	68
Keys	10.36%	32
Underwear	8.41%	26
Laptop/tablet	7.44%	23
Book	4.53%	14
Cosmetic or grooming products	2.91%	9
Other (please specify)	0.97%	3
<b>TOTAL</b>		<b>309</b>

**Q14 Think about all the ways in which technology is a part of your life today, from when you wake up until when you go to bed. What are the main benefits of modern technology for you personally? Please rank in order of importance, with 1 being the most important benefit to 6 being the least important benefit.**

Answered: 309 Skipped: 0

## Technology and the Individual

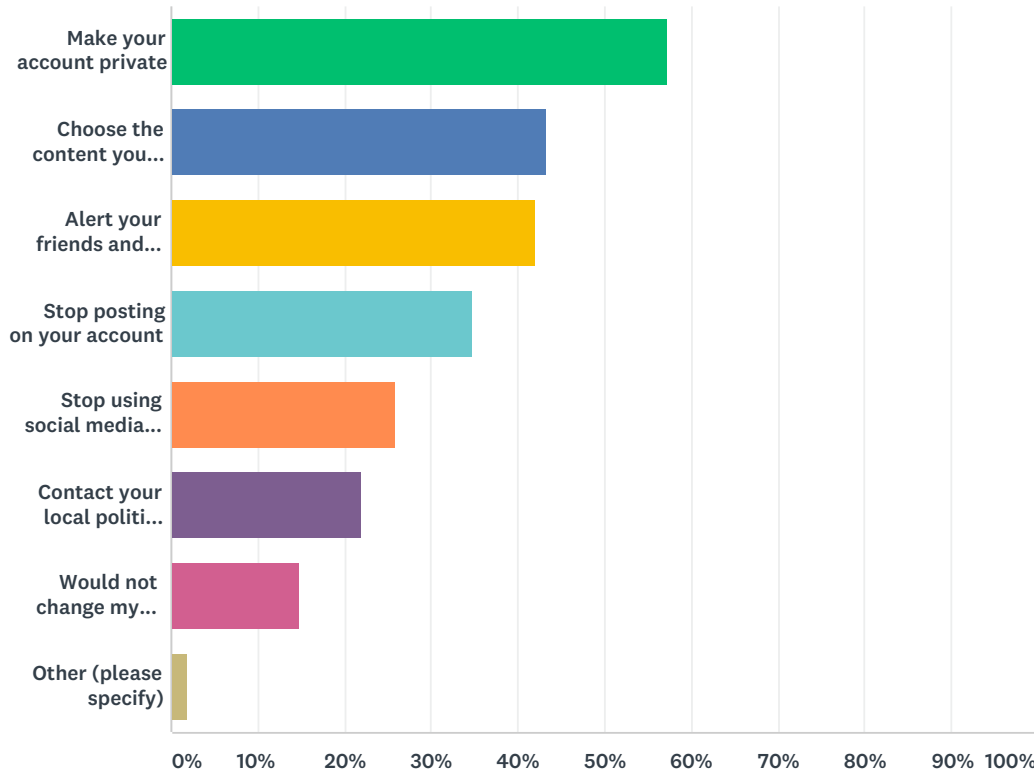


	1	2	3	4	5	6	TOTAL	SCORE
Education/information (e.g. research products or topics of interest, read or listen to news, follow current events, etc.)	25.89% 80	21.68% 67	21.04% 65	16.83% 52	14.56% 45	0.00% 0	309	4.28
Convenience (e.g. make purchases or payments, manage scheduling, organize your life, have products/services/food come to you, wherever you are etc.)	24.92% 77	23.95% 74	21.04% 65	19.74% 61	10.36% 32	0.00% 0	309	4.33
Companionship (e.g. texting/calling people, using social media to communicate with others, etc.)	19.42% 60	17.15% 53	22.98% 71	20.39% 63	20.06% 62	0.00% 0	309	3.95
Entertainment (e.g. watch TV shows, listen to music, follow pop or celebrity culture, read a book, etc.)	19.42% 60	23.62% 73	20.39% 63	22.98% 71	13.59% 42	0.00% 0	309	4.12
Control (over your time, communication, how you represent yourself to others)	10.36% 32	13.59% 42	14.56% 45	20.06% 62	41.42% 128	0.00% 0	309	3.31
Other (please specify)	0.00% 0	0.00% 0	0.00% 0	0.00% 0	0.00% 0	0.00% 0	0	0.00

**Q15 If you knew insurance companies were utilizing information from your social media posts to determine your premium, how might you respond? Check all that apply.**

Answered: 309 Skipped: 0

## Technology and the Individual

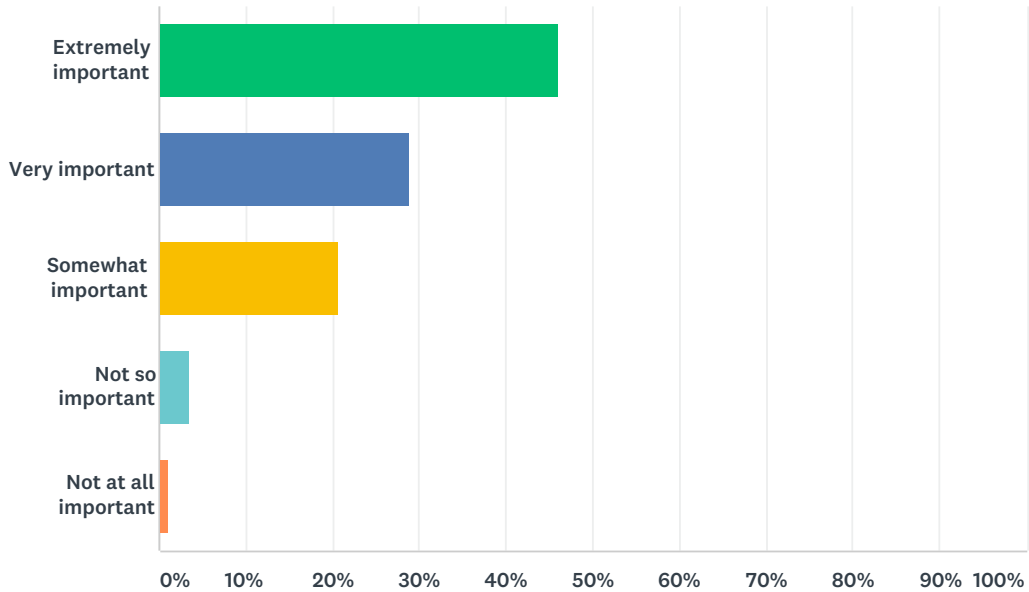


ANSWER CHOICES	RESPONSES	
Make your account private	57.28%	177
Choose the content you post more carefully than before	43.37%	134
Alert your friends and family	42.07%	130
Stop posting on your account	34.63%	107
Stop using social media all together	25.89%	80
Contact your local political representative	22.01%	68
Would not change my behavior	14.89%	46
Other (please specify)	1.94%	6
Total Respondents: 309		

**Q16 How important is it to you to understand how your data is collected, used and shared with companies such as Google and Facebook inc.?**

Answered: 309 Skipped: 0

## Technology and the Individual



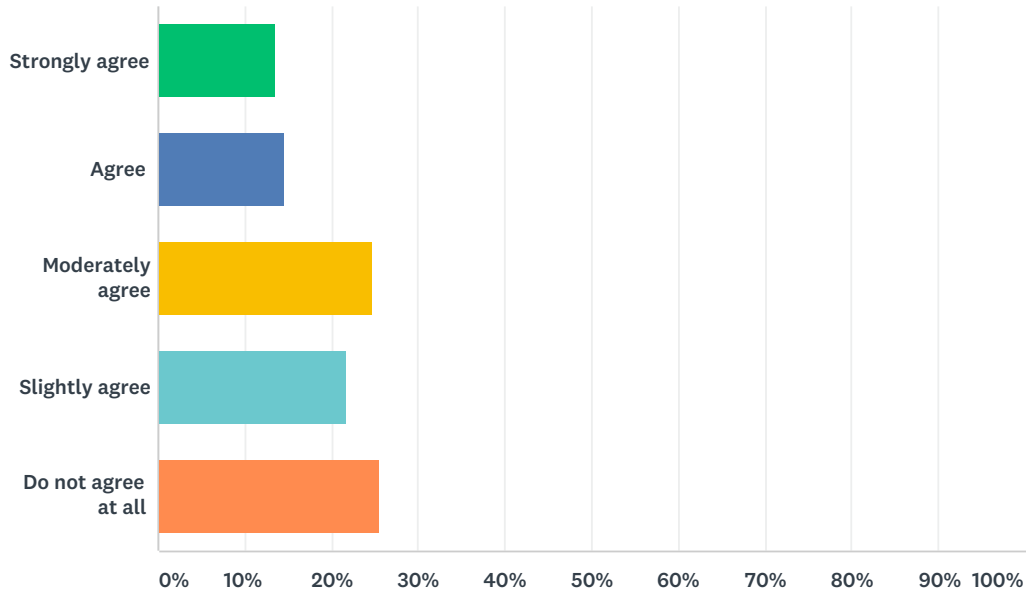
ANSWER CHOICES	RESPONSES	
Extremely important	45.95%	142
Very important	28.80%	89
Somewhat important	20.71%	64
Not so important	3.56%	11
Not at all important	0.97%	3
<b>TOTAL</b>		<b>309</b>

**Q17 Please indicate how much you agree with the following statement: I can control how my data is collected, used and shared with companies such as Google and Facebook Inc.**

Answered: 309 Skipped: 0



## Technology and the Individual

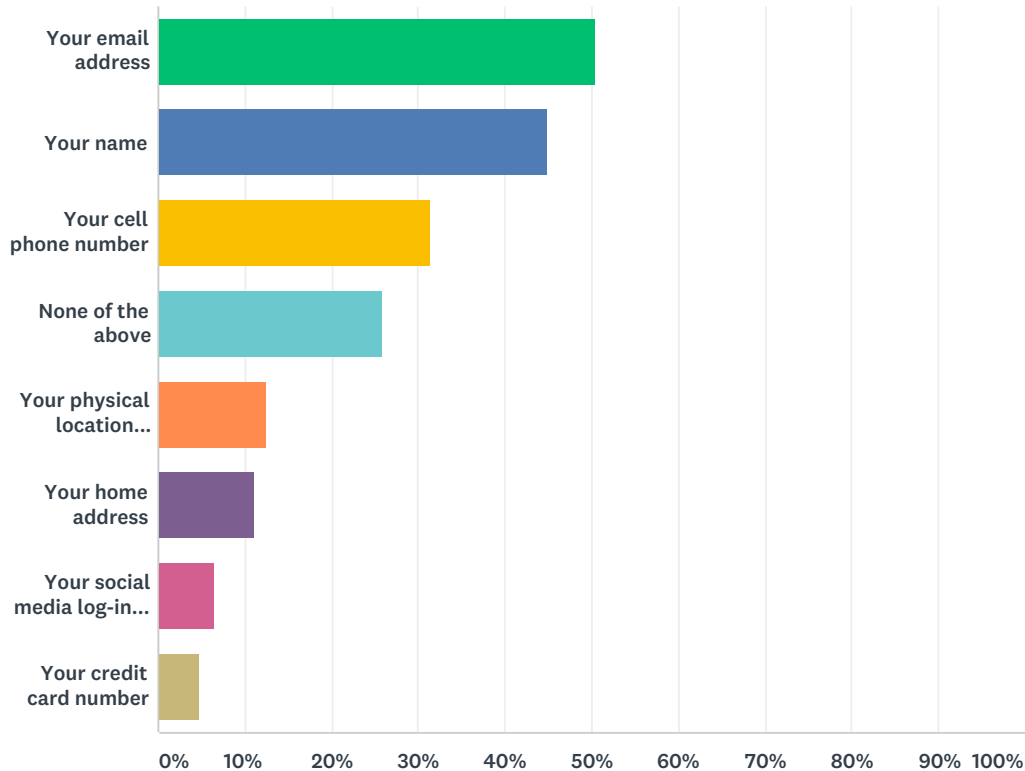


ANSWER CHOICES	RESPONSES
Strongly agree	13.59% 42
Agree	14.56% 45
Moderately agree	24.60% 76
Slightly agree	21.68% 67
Do not agree at all	25.57% 79
<b>TOTAL</b>	<b>309</b>

Q18 Which of the following types of information would you be willing to give to someone you did not know if it made your life easier? Check all that apply.

Answered: 309 Skipped: 0

## Technology and the Individual

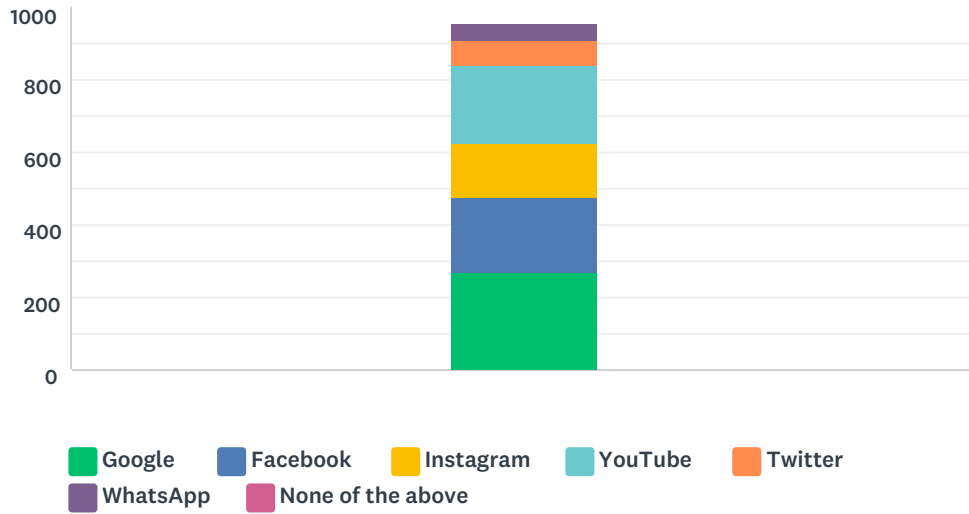


ANSWER CHOICES	RESPONSES	
Your email address	50.49%	156
Your name	44.98%	139
Your cell phone number	31.39%	97
None of the above	25.89%	80
Your physical location throughout the day (e.g. geolocation)	12.62%	39
Your home address	11.00%	34
Your social media log-in information	6.47%	20
Your credit card number	4.85%	15
Total Respondents: 309		

**Q19 Almost there! One last question about yourself...Which of the following websites or online platforms do you visit regularly (at least 3x a week or more). Check all that apply.**

Answered: 309 Skipped: 0

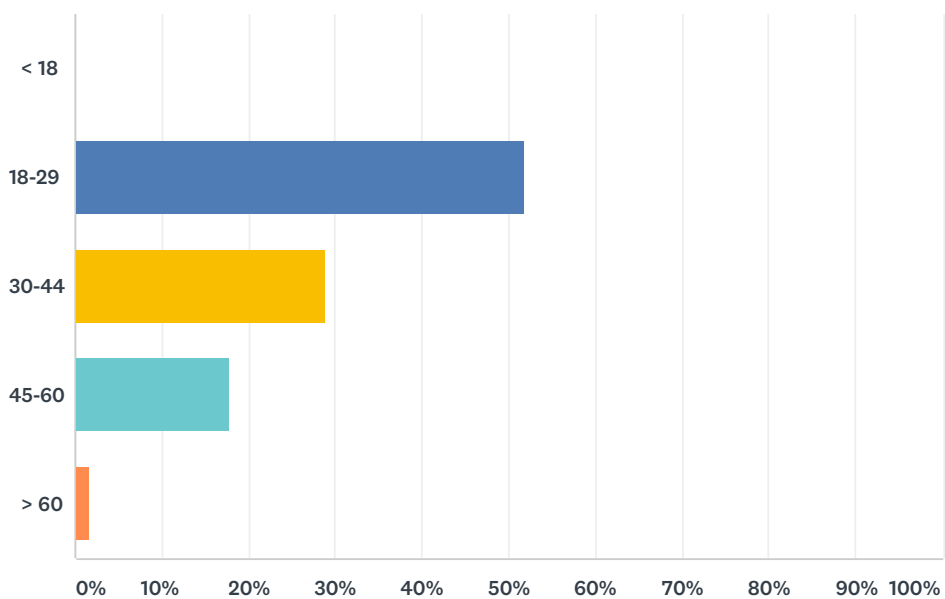
## Technology and the Individual



ANSWER CHOICES	RESPONSES	Percentage	Count
Google	87.06%	269	
Facebook	66.02%	204	
Instagram	49.84%	154	
YouTube	68.28%	211	
Twitter	23.30%	72	
WhatsApp	13.92%	43	
None of the above	0.00%	0	
Total Respondents: 309			

## Q20 Age

Answered: 309 Skipped: 0



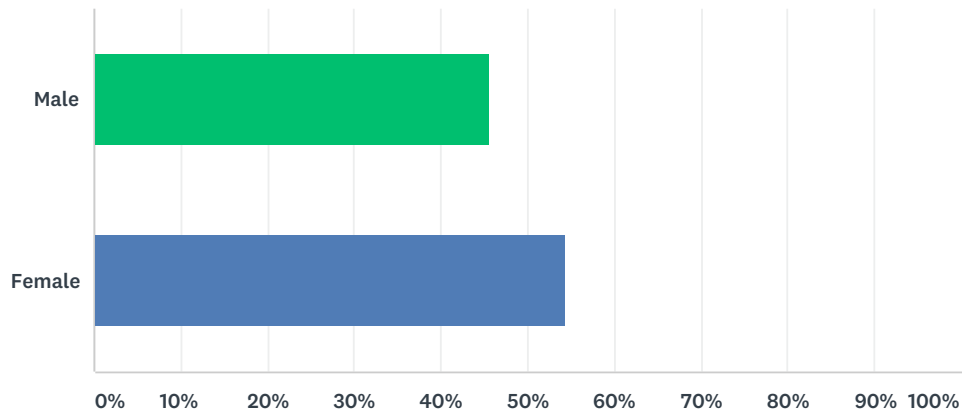
ANSWER CHOICES	RESPONSES
----------------	-----------

## Technology and the Individual

< 18	0.00%	0
18-29	51.78%	160
30-44	28.80%	89
45-60	17.80%	55
> 60	1.62%	5
<b>TOTAL</b>		<b>309</b>

## Q21 Gender

Answered: 309 Skipped: 0

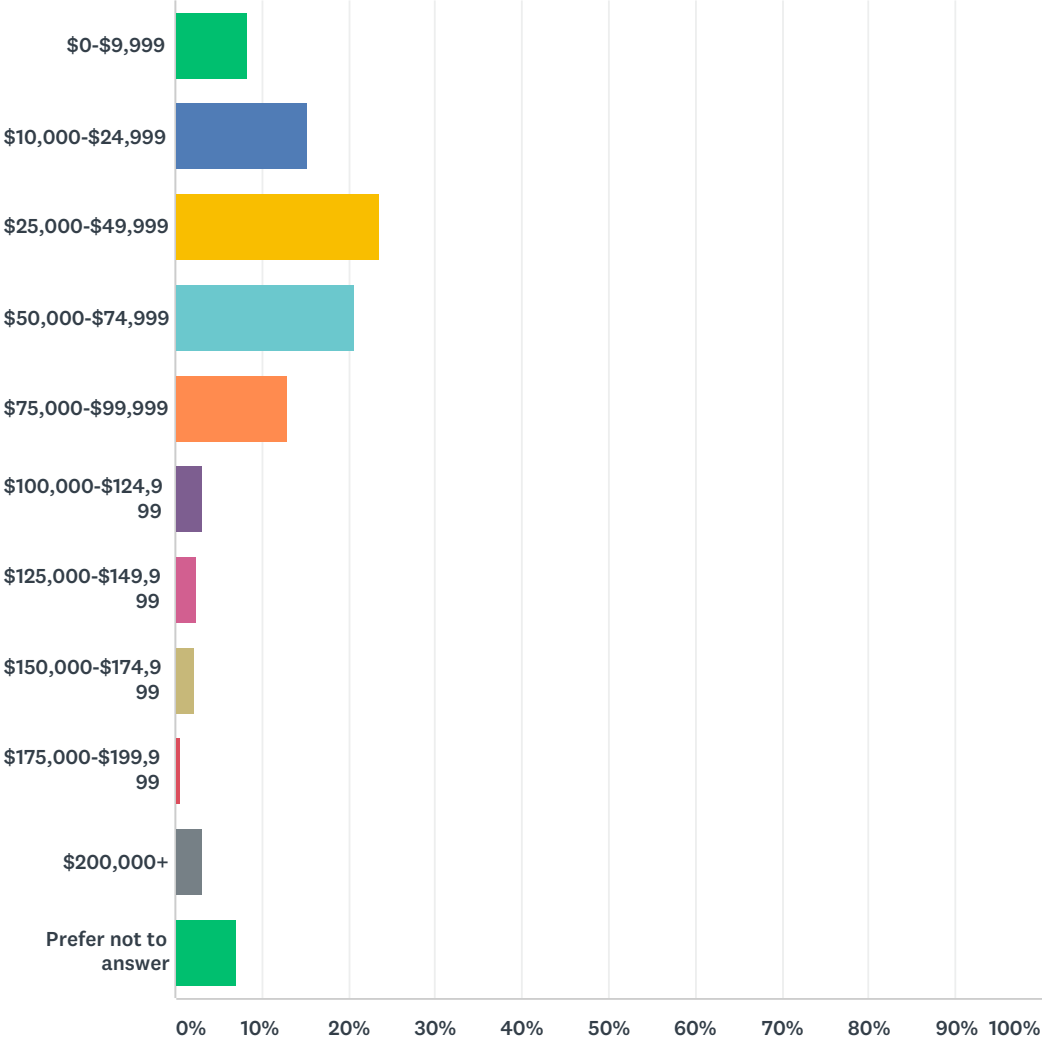


ANSWER CHOICES	RESPONSES	
Male	45.63%	141
Female	54.37%	168
<b>TOTAL</b>		<b>309</b>

## Q22 Household Income

Answered: 309 Skipped: 0

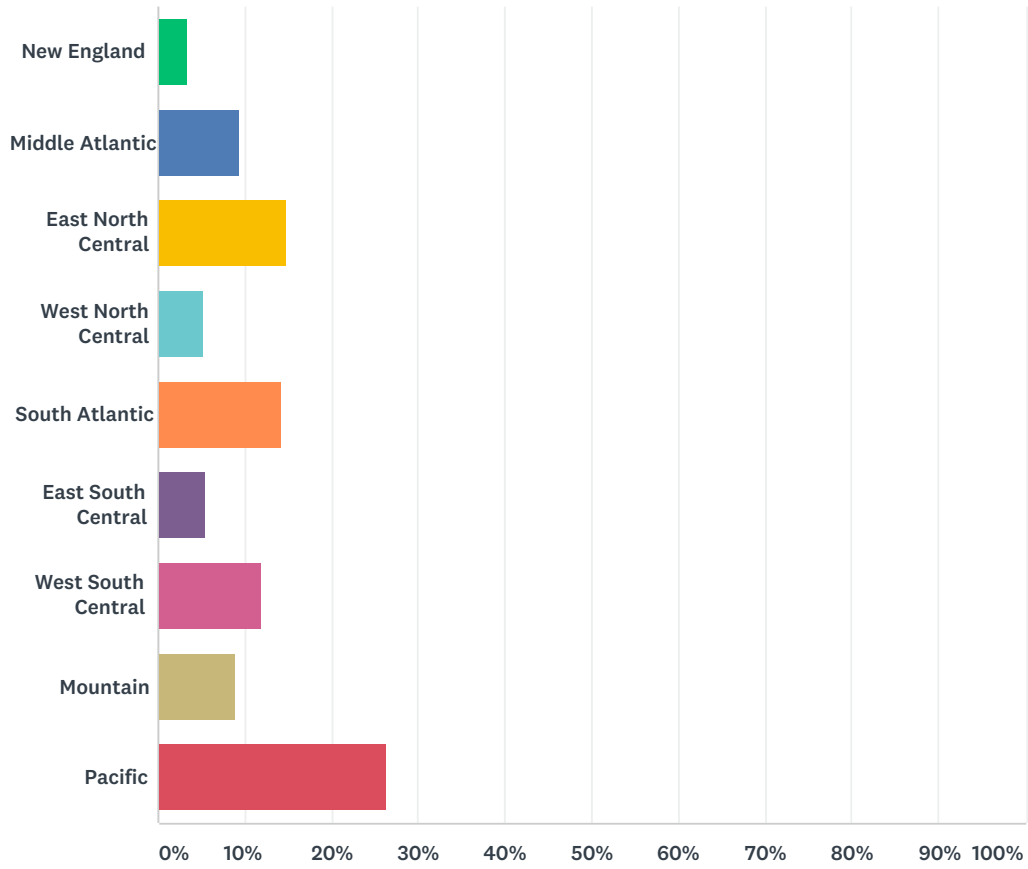
### Technology and the Individual



ANSWER CHOICES	RESPONSES	
\$0-\$9,999	8.41%	26
\$10,000-\$24,999	15.21%	47
\$25,000-\$49,999	23.62%	73
\$50,000-\$74,999	20.71%	64
\$75,000-\$99,999	12.94%	40
\$100,000-\$124,999	3.24%	10
\$125,000-\$149,999	2.59%	8
\$150,000-\$174,999	2.27%	7
\$175,000-\$199,999	0.65%	2
\$200,000+	3.24%	10
Prefer not to answer	7.12%	22
<b>TOTAL</b>		<b>309</b>

## Technology and the Individual

Answered: 308 Skipped: 1

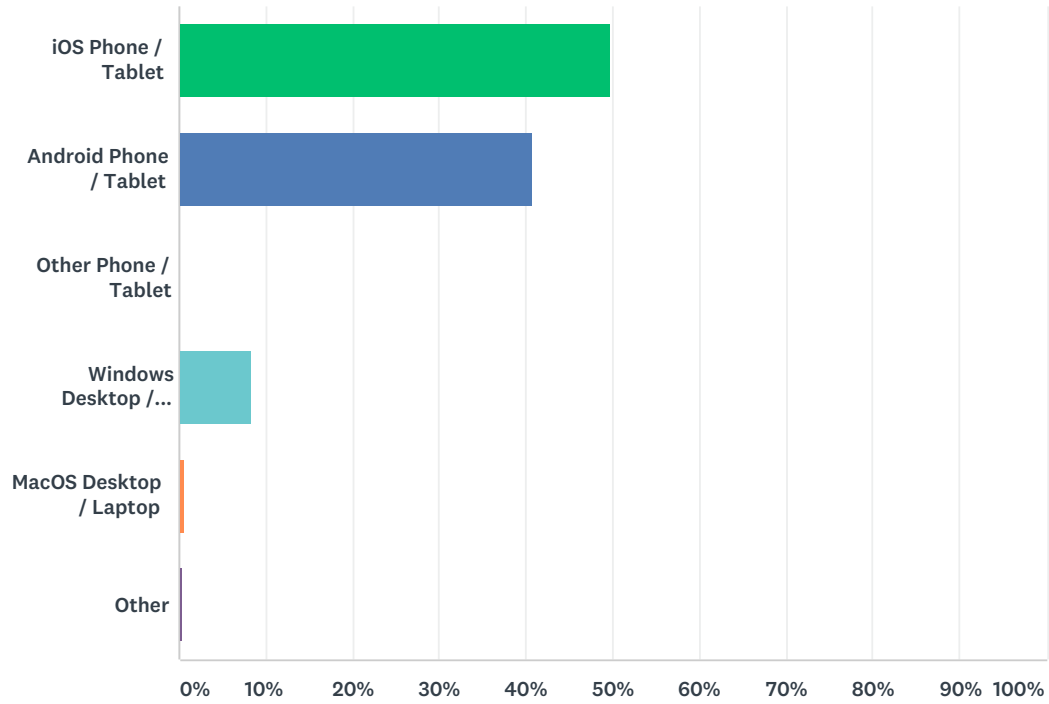


ANSWER CHOICES	RESPONSES	
New England	3.25%	10
Middle Atlantic	9.42%	29
East North Central	14.94%	46
West North Central	5.19%	16
South Atlantic	14.29%	44
East South Central	5.52%	17
West South Central	12.01%	37
Mountain	9.09%	28
Pacific	26.30%	81
<b>TOTAL</b>		<b>308</b>

## Q24 Device Type

Answered: 309 Skipped: 0

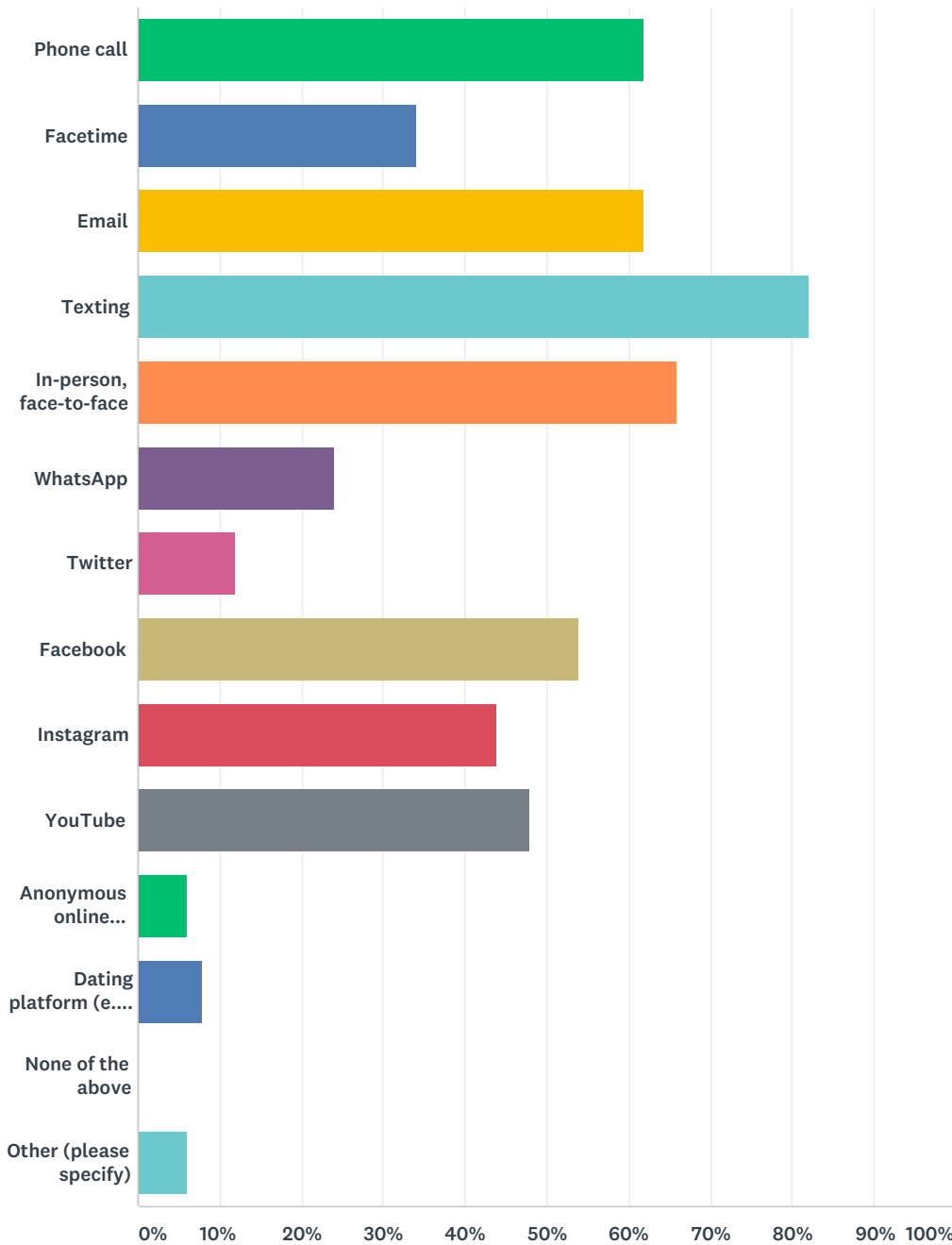
## Technology and the Individual



ANSWER CHOICES	RESPONSES	
iOS Phone / Tablet	49.84%	154
Android Phone / Tablet	40.78%	126
Other Phone / Tablet	0.00%	0
Windows Desktop / Laptop	8.41%	26
MacOS Desktop / Laptop	0.65%	2
Other	0.32%	1
<b>TOTAL</b>		<b>309</b>

Q1 Please indicate which of the following approaches you rely on most for daily communication, connection or companionship. Please select as many or as few as apply.

Answered: 50 Skipped: 0



ANSWER CHOICES	RESPONSES	
Phone call	62.00%	31
Facetime	34.00%	17
Email	62.00%	31



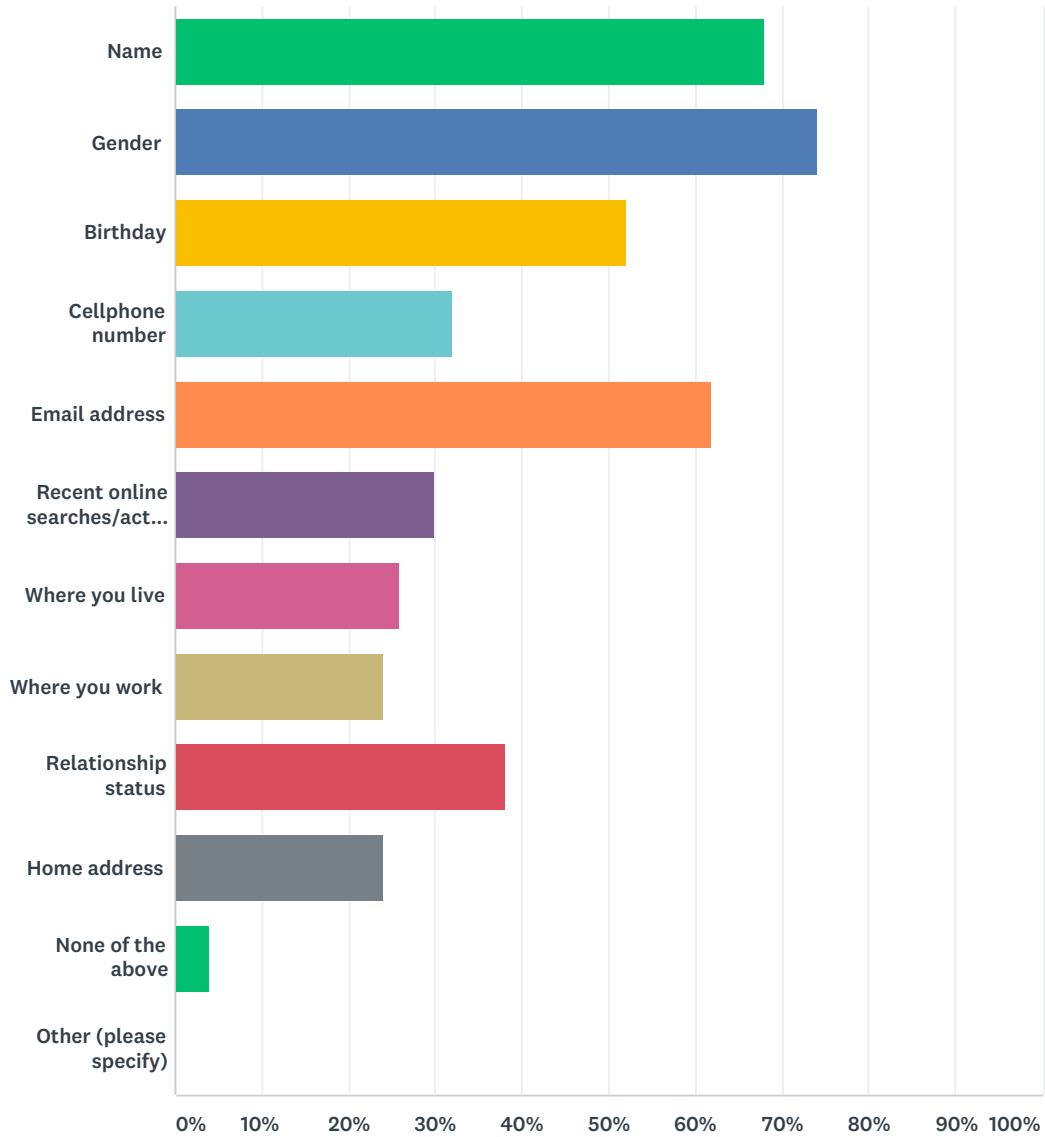
## Technology and the Individual #2

Texting	82.00%	41
In-person, face-to-face	66.00%	33
WhatsApp	24.00%	12
Twitter	12.00%	6
Facebook	54.00%	27
Instagram	44.00%	22
YouTube	48.00%	24
Anonymous online community or forum	6.00%	3
Dating platform (e.g. Tinder, Hinge, Match, Bumble, etc.)	8.00%	4
None of the above	0.00%	0
Other (please specify)	6.00%	3
Total Respondents: 50		

**Q2 What type of information would you be willing to provide in exchange for the conveniences mobile technology offers you (e.g. online searches, online shopping, ordering transportation, booking reservations, etc.)?  
Please select as many or as few as apply.**

Answered: 50 Skipped: 0

## Technology and the Individual #2

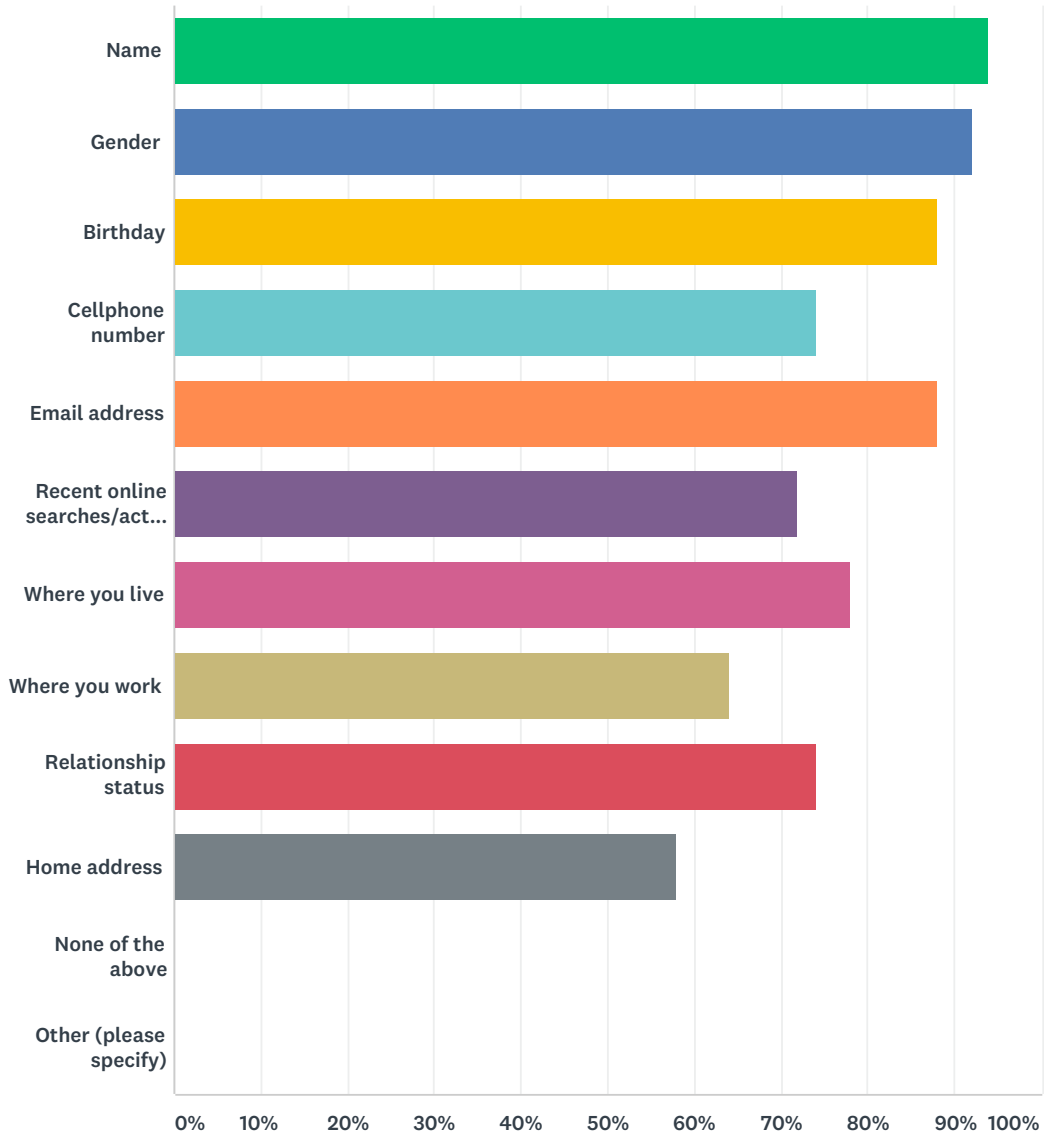


ANSWER CHOICES	RESPONSES	
Name	68.00%	34
Gender	74.00%	37
Birthday	52.00%	26
Cellphone number	32.00%	16
Email address	62.00%	31
Recent online searches/activity/purchases	30.00%	15
Where you live	26.00%	13
Where you work	24.00%	12
Relationship status	38.00%	19
Home address	24.00%	12
None of the above	4.00%	2
Other (please specify)	0.00%	0

Total Respondents: 50

Q3 What specific information about you do you think that sites, such as Google or Facebook, have access to? Please select as many or as few as apply.

Answered: 50 Skipped: 0



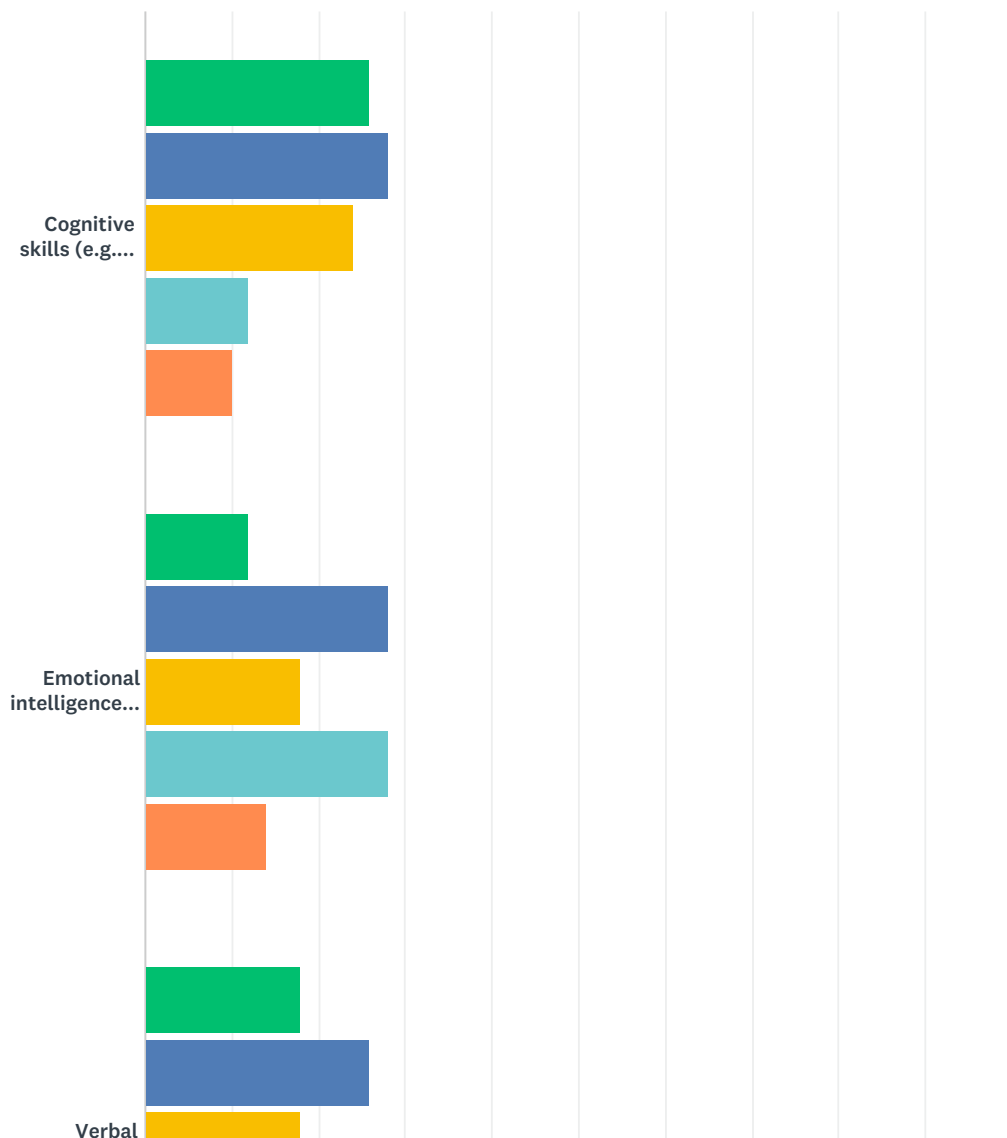
ANSWER CHOICES	RESPONSES	
Name	94.00%	47
Gender	92.00%	46
Birthday	88.00%	44
Cellphone number	74.00%	37
Email address	88.00%	44

## Technology and the Individual #2

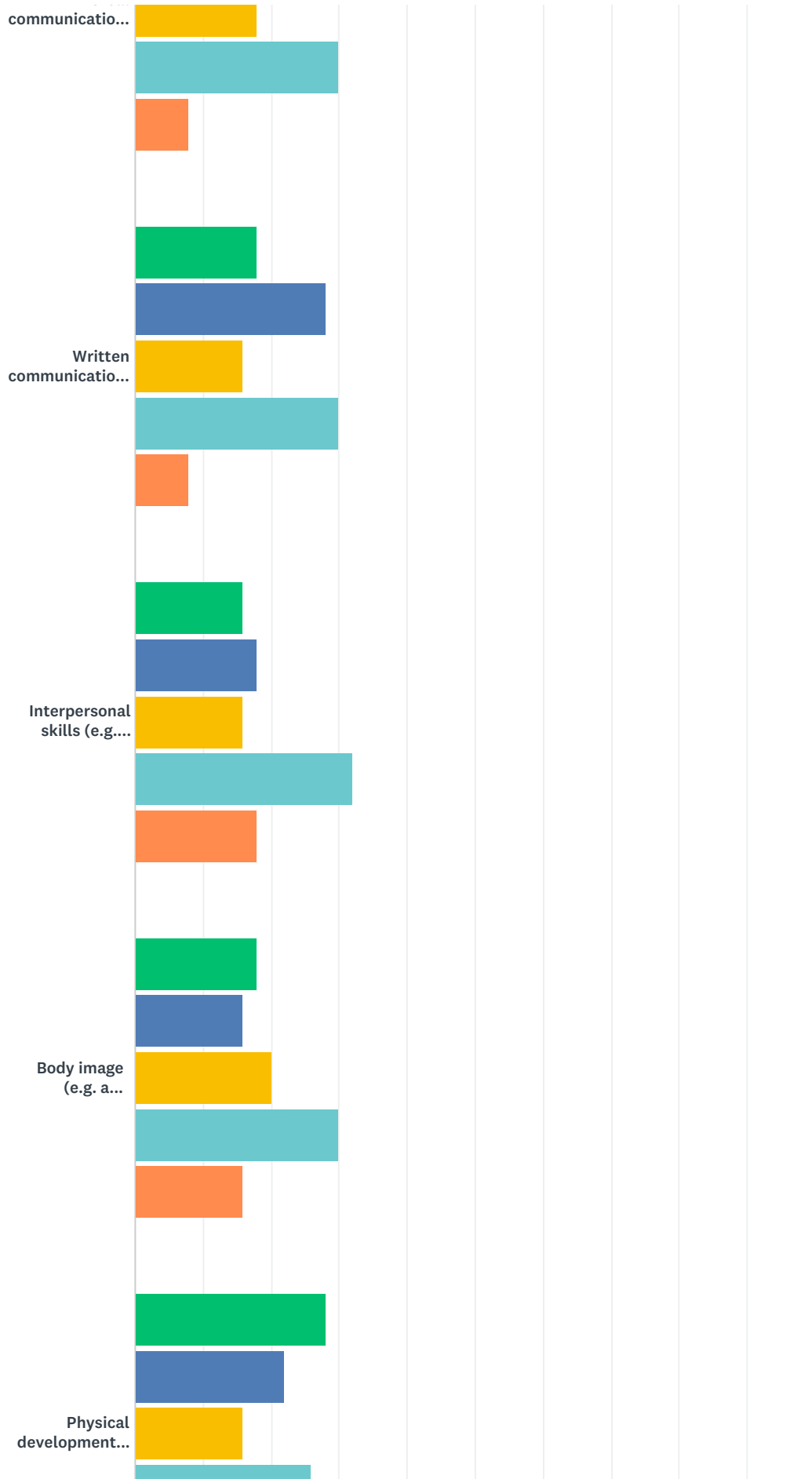
Recent online searches/activity/purchases	72.00%	36
Where you live	78.00%	39
Where you work	64.00%	32
Relationship status	74.00%	37
Home address	58.00%	29
None of the above	0.00%	0
Other (please specify)	0.00%	0
Total Respondents: 50		

**Q4 Assume for a moment that technology will impact the development of certain human skills and abilities over the next 50 years. Please indicate the extent to which you think technology will have a positive or negative impact on the areas below.**

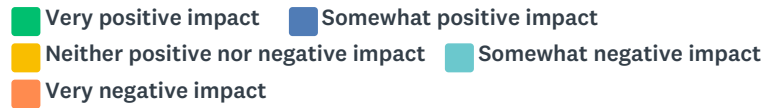
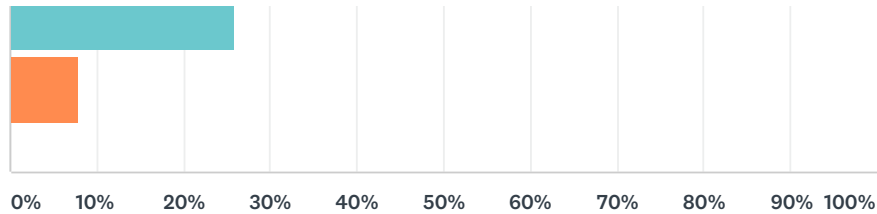
Answered: 50   Skipped: 0



## Technology and the Individual #2



## Technology and the Individual #2



	VERY POSITIVE IMPACT	SOMEWHAT POSITIVE IMPACT	NEITHER POSITIVE NOR NEGATIVE IMPACT	SOMEWHAT NEGATIVE IMPACT	VERY NEGATIVE IMPACT	TOTAL	WEIGHTED AVERAGE
Cognitive skills (e.g. ability to process information, think critically, pay attention)	26.00% 13	28.00% 14	24.00% 12	12.00% 6	10.00% 5	50	2.52
Emotional intelligence (e.g. ability to identify and manage one's own emotions and the emotions of others)	12.00% 6	28.00% 14	18.00% 9	28.00% 14	14.00% 7	50	3.04
Verbal communication skills	18.00% 9	26.00% 13	18.00% 9	30.00% 15	8.00% 4	50	2.84
Written communication skills	18.00% 9	28.00% 14	16.00% 8	30.00% 15	8.00% 4	50	2.82
Interpersonal skills (e.g. "people skills", social skills, ability to properly interact with others)	16.00% 8	18.00% 9	16.00% 8	32.00% 16	18.00% 9	50	3.18
Body image (e.g. a person's perception of their own body)	18.00% 9	16.00% 8	20.00% 10	30.00% 15	16.00% 8	50	3.10
Physical development (e.g. ability to make physical augmentations or changes, enhance physical capabilities, etc.)	28.00% 14	22.00% 11	16.00% 8	26.00% 13	8.00% 4	50	2.64

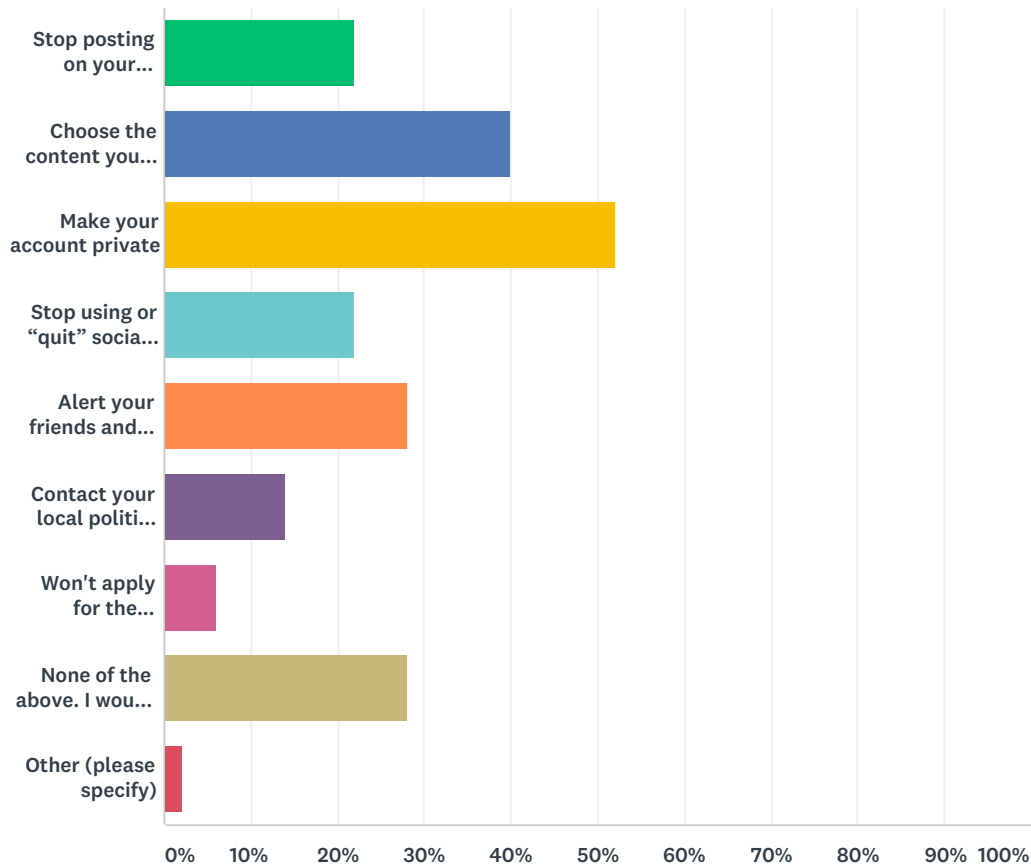
**Q5 Please think about the impact modern technology might have on future generations. How, if at all, might it change the way in which they think, communicate, form relationships and make decisions about their bodies over the next ten years? If you have kids, or were to have kids, what might concern you the most?**

Answered: 50 Skipped: 0

**Q6 If you learned that companies researched your social media activity as part of their standard hiring process. How might you respond?**

Answered: 50 Skipped: 0

## Technology and the Individual #2

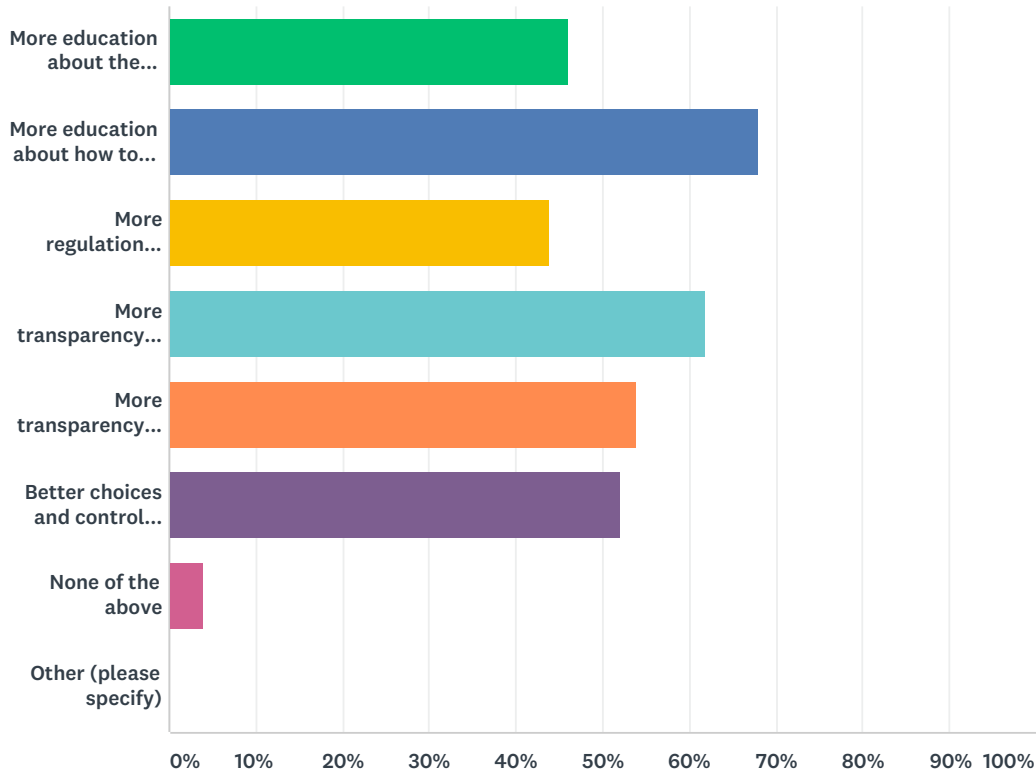


ANSWER CHOICES	RESPONSES	
Stop posting on your account/s	22.00%	11
Choose the content you post more carefully than before	40.00%	20
Make your account private	52.00%	26
Stop using or "quit" social media altogether	22.00%	11
Alert your friends and family	28.00%	14
Contact your local political representative	14.00%	7
Won't apply for the position	6.00%	3
None of the above. I would not change my behavior	28.00%	14
Other (please specify)	2.00%	1
Total Respondents: 50		

**Q7 Which of the following do you think could improve the role of technology in our lives?**

Answered: 50 Skipped: 0

## Technology and the Individual #2



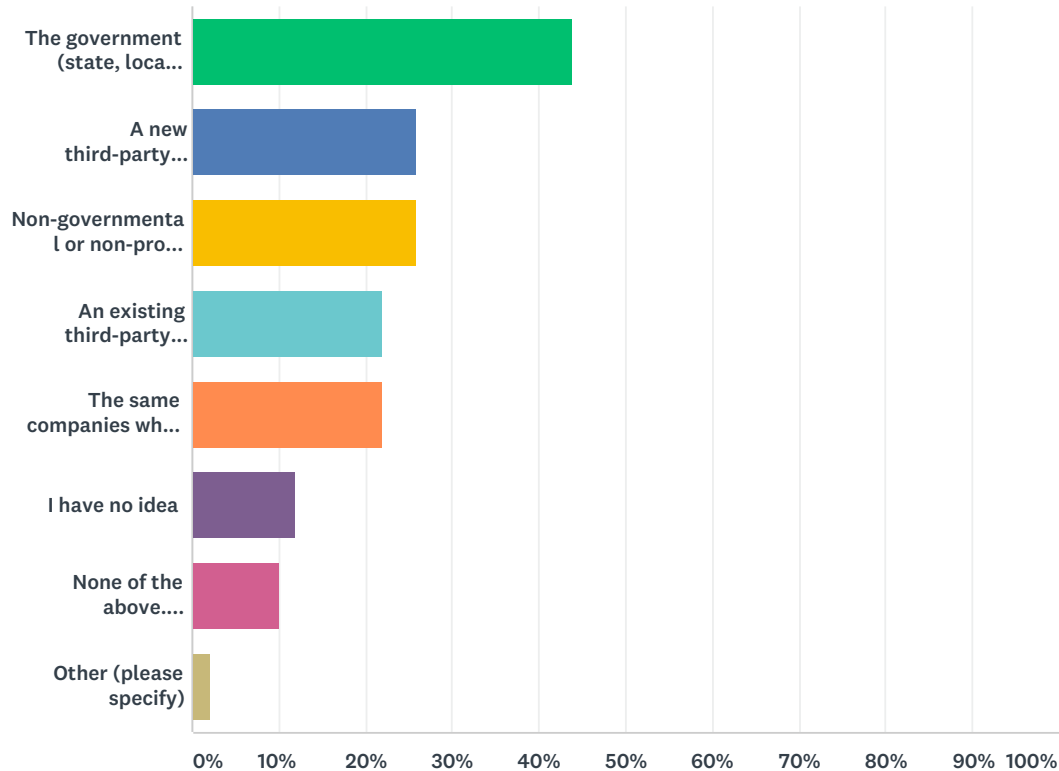
ANSWER CHOICES	RESPONSES	
More education about the benefits of technology	46.00%	23
More education about how to use technology in a way that is healthy and safe (e.g. not harmful to human development)	68.00%	34
More regulation around technology, specifically regarding data collection, use and sharing	44.00%	22
More transparency from companies about the type personal data they collect from you	62.00%	31
More transparency from companies about how they profit from using and sharing your personal data	54.00%	27
Better choices and control over how my data is collected, used and shared by companies	52.00%	26
None of the above	4.00%	2
Other (please specify)	0.00%	0
Total Respondents: 50		

**Q8 Who do you think should be responsible for regulating companies that collect, use and share consumer data (e.g. Google, Amazon, Facebook, etc.)?**

Answered: 50 Skipped: 0



## Technology and the Individual #2

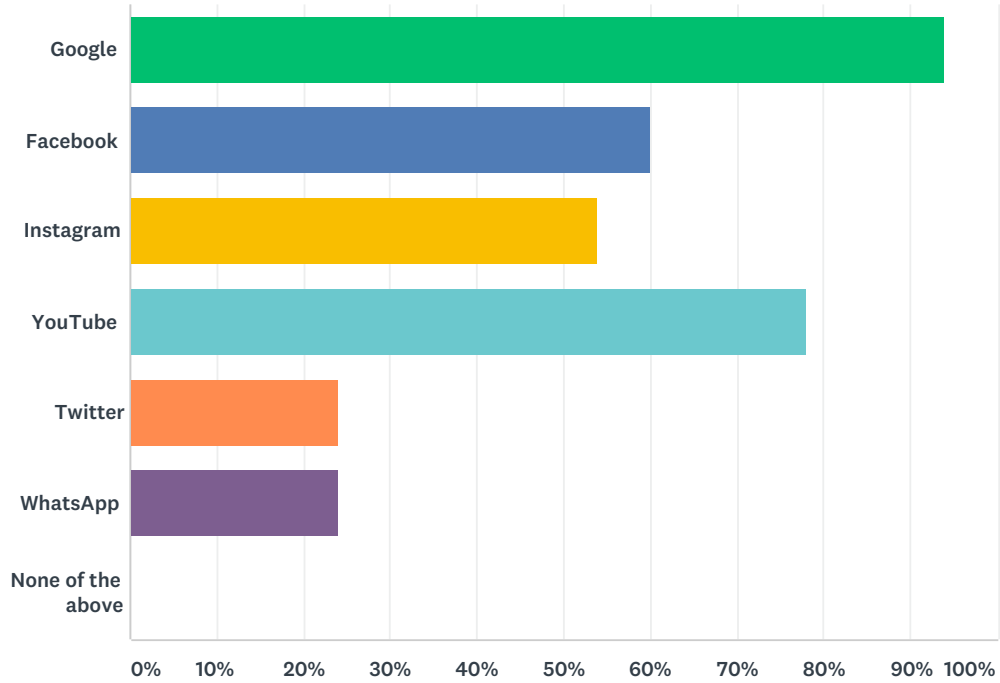


ANSWER CHOICES	RESPONSES	
The government (state, local, or federal)	44.00%	22
A new third-party company created specifically for this purpose	26.00%	13
Non-governmental or non-profit organization	26.00%	13
An existing third-party consulting company (e.g. PwC, Accenture, Deloitte)	22.00%	11
The same companies who are collecting, using and sharing the data should regulate themselves	22.00%	11
I have no idea	12.00%	6
None of the above. Companies that benefit from consumer data should not be regulated.	10.00%	5
Other (please specify)	2.00%	1
Total Respondents: 50		

**Q9 Which of the following websites, online platforms or search engines do you visit regularly (at least 3x a week or more):**

Answered: 50 Skipped: 0

## Technology and the Individual #2

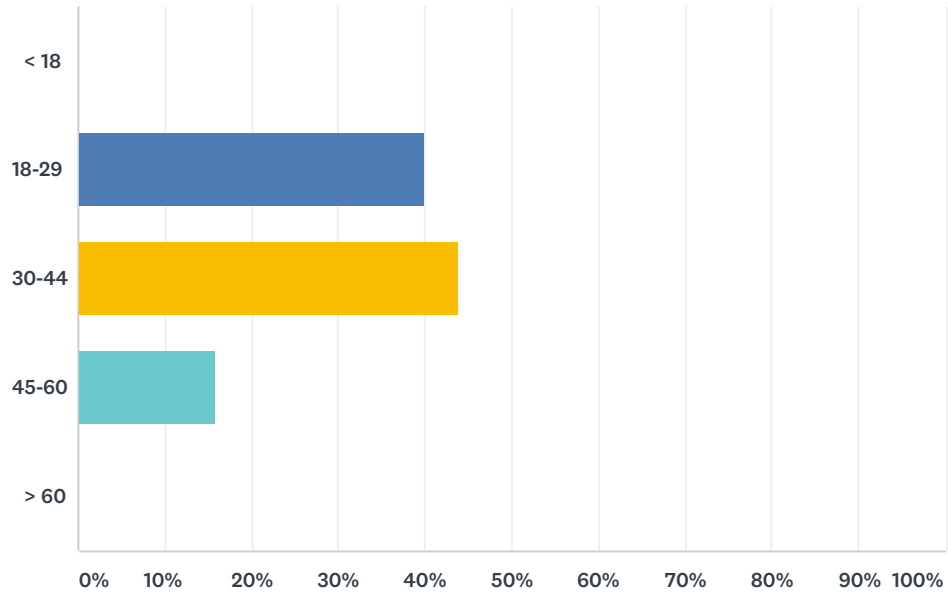


ANSWER CHOICES	RESPONSES	
Google	94.00%	47
Facebook	60.00%	30
Instagram	54.00%	27
YouTube	78.00%	39
Twitter	24.00%	12
WhatsApp	24.00%	12
None of the above	0.00%	0
Total Respondents: 50		

## Q10 Age

Answered: 50 Skipped: 0

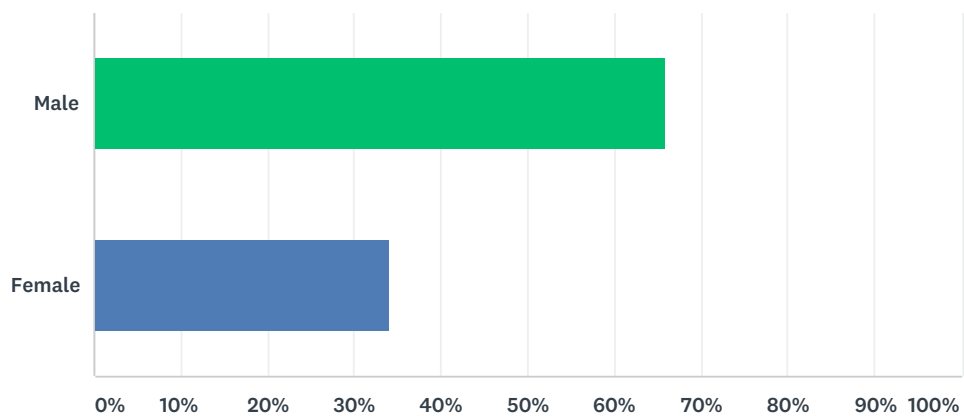
## Technology and the Individual #2



ANSWER CHOICES	RESPONSES	
< 18	0.00%	0
18-29	40.00%	20
30-44	44.00%	22
45-60	16.00%	8
> 60	0.00%	0
<b>TOTAL</b>		<b>50</b>

## Q11 Gender

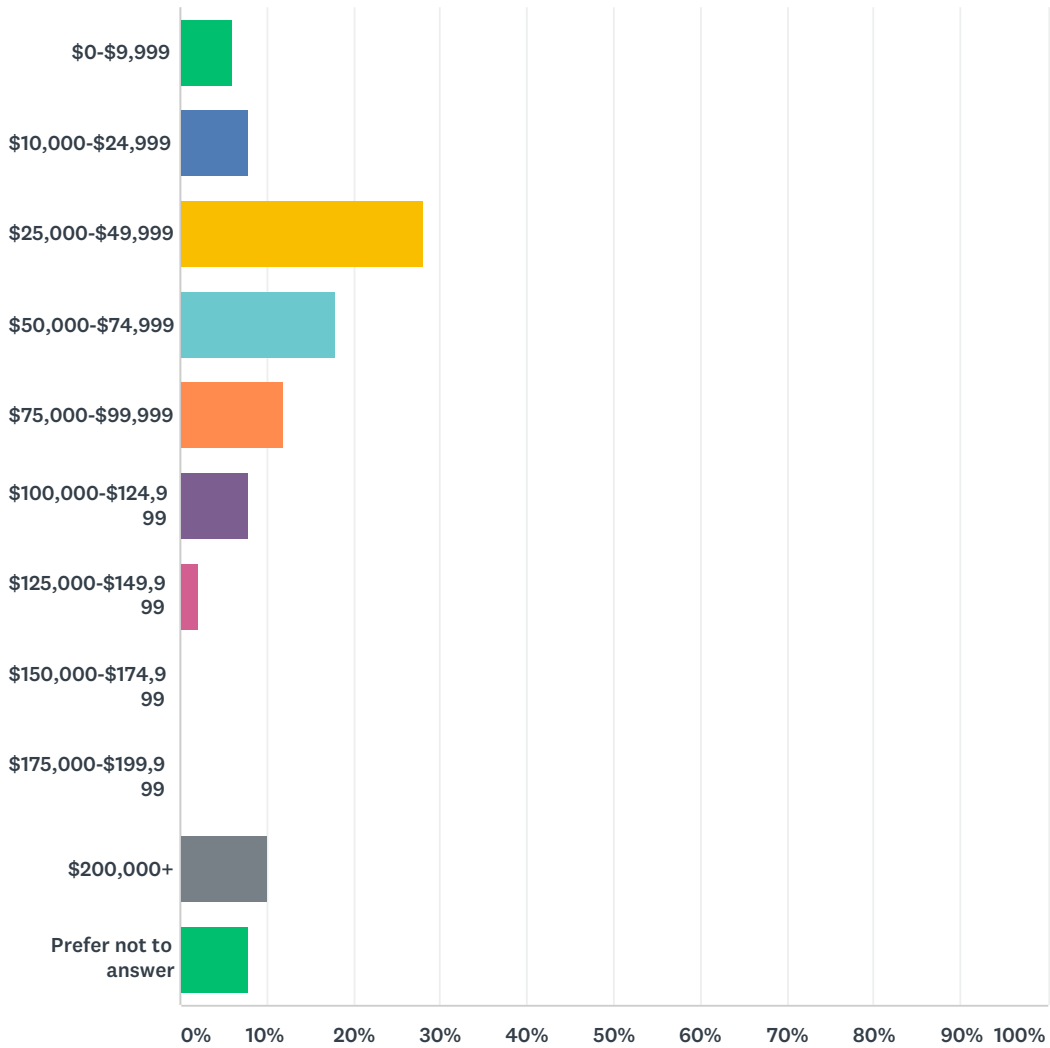
Answered: 50 Skipped: 0



ANSWER CHOICES	RESPONSES	
Male	66.00%	33
Female	34.00%	17
<b>TOTAL</b>		<b>50</b>

# Q12 Household Income

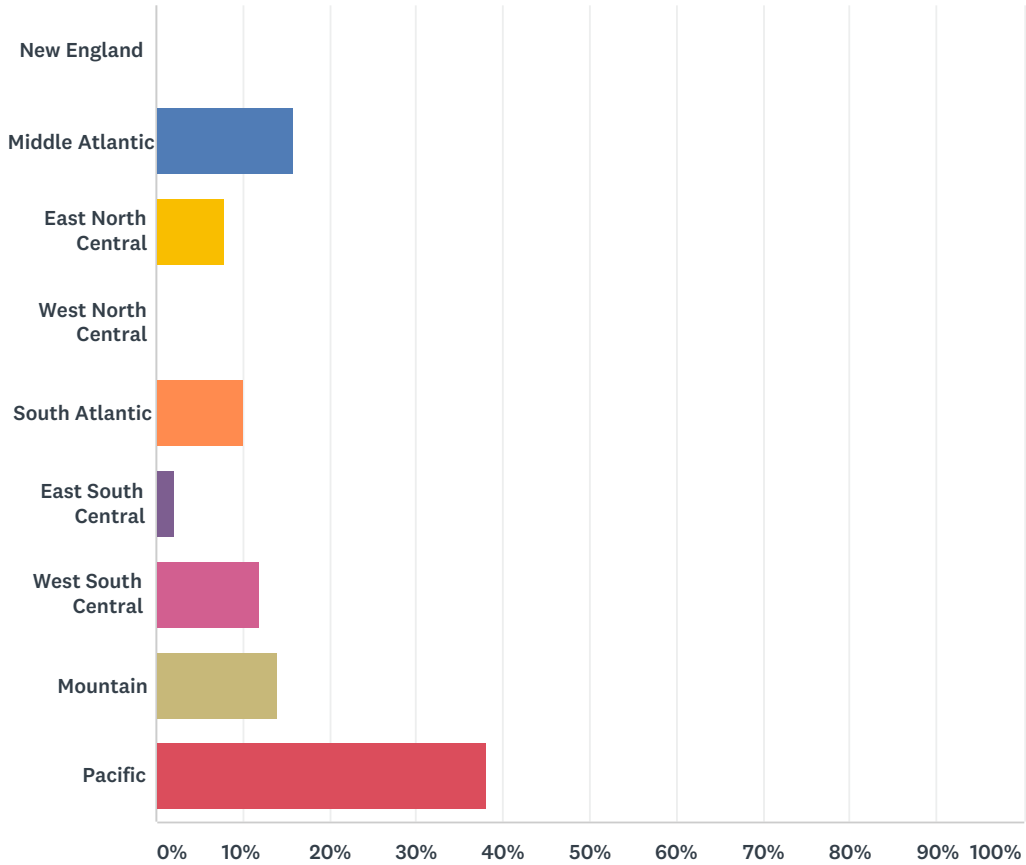
Answered: 50 Skipped: 0



ANSWER CHOICES	RESPONSES	
\$0-\$9,999	6.00%	3
\$10,000-\$24,999	8.00%	4
\$25,000-\$49,999	28.00%	14
\$50,000-\$74,999	18.00%	9
\$75,000-\$99,999	12.00%	6
\$100,000-\$124,999	8.00%	4
\$125,000-\$149,999	2.00%	1
\$150,000-\$174,999	0.00%	0
\$175,000-\$199,999	0.00%	0
\$200,000+	10.00%	5
Prefer not to answer	8.00%	4

### Q13 Region

Answered: 50 Skipped: 0

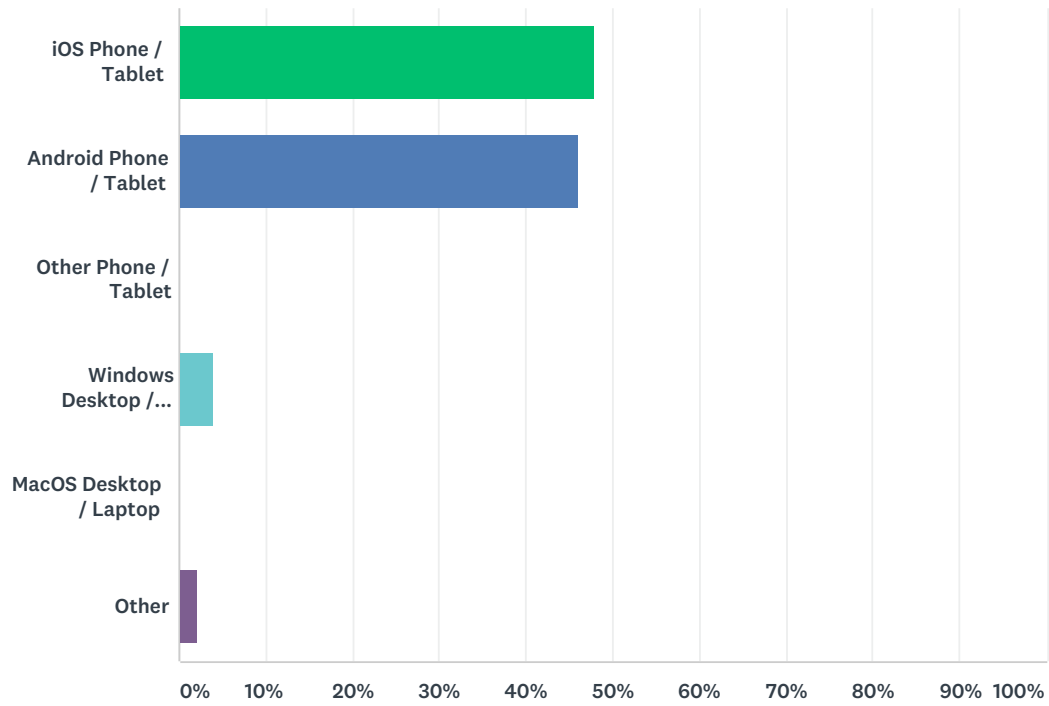


ANSWER CHOICES	RESPONSES	
New England	0.00%	0
Middle Atlantic	16.00%	8
East North Central	8.00%	4
West North Central	0.00%	0
South Atlantic	10.00%	5
East South Central	2.00%	1
West South Central	12.00%	6
Mountain	14.00%	7
Pacific	38.00%	19
TOTAL		50

### Q14 Device Type

Answered: 50 Skipped: 0

## Technology and the Individual #2



ANSWER CHOICES	RESPONSES	
iOS Phone / Tablet	48.00%	24
Android Phone / Tablet	46.00%	23
Other Phone / Tablet	0.00%	0
Windows Desktop / Laptop	4.00%	2
MacOS Desktop / Laptop	0.00%	0
Other	2.00%	1
<b>TOTAL</b>		<b>50</b>