



INCLINING

AGING with ENERGY

DOORS ARE OPEN
*August 20 -
September 1, 2025*



SI Hall
New York State Fair
Syracuse NY

FUNHOUSE

Is aging a skill?



Table of Contents/Drawing Index

Drawing Number:

EX.0.00

EX.1.00 Overview

- EX.1.01 Big Idea / Conceptual Approach
- EX.1.02 Thesis Statement
- EX.1.03 Concept Bubble Diagram
- EX.1.04 Concept Layout
- EX.1.05 Emotion Map
- EX.1.06 Project Goals
- EX.1.07 Client
- EX.1.08 Audience
- EX.1.09 Location
- EX.1.10 Site Overview
- EX.1.11 Event Space

EX.2.00 Experience Walk-Through

- EX.2.01 Simplified Plan
- EX.2.02 Main Gate Concept
- EX.2.03 Exterior Concept
- EX.2.04 Welcome
- EX.2.05 Welcome Rendering
- EX.2.06 Strawberry Grotto
- EX.2.07 Strawberry Grotto Rendering
- EX.2.08 Somatic Lab
- EX.2.09 Somatic Lab Rendering
- EX.2.10 Somatic Playground
- EX.2.11 Somatic Playground Rendering
- EX.2.12 Filter Maze
- EX.2.13 Filter Maze Rendering
- EX.2.14 Sand Castles
- EX.2.15 Sand Castles Rendering
- EX.2.16 Filter Gallery
- EX.2.17 Filter Gallery Rendering
- EX.2.18 Welcome Back : Model View

EX.3.00 Schedules and Lists

- EX.3.01 Graphic and Digital Schedule
- EX.3.02 Graphic Specification List
- EX.3.03 Material Schedule
- EX.3.04 Material Palette M1
- EX.3.05 Material Palette M2
- EX.3.06 Material Palette M3
- EX.3.07 Hanging Object Style Guide
- EX.3.08 Hanging/Ceiling Plan Guide
- EX.3.09 Additional Object Schedule
- EX.3.10 Lighting Schedule

EX.4.00 Plans, Elevations, and Sections

- EX.4.01 General Plan
- EX.4.02 Section Plan and Exploded Isometric View
- EX.4.03 Plan Dimension Detail A
- EX.4.04 Plan Dimension Detail B
- EX.4.05 Graphic Location Plan A
- EX.4.06 Graphic Location Plan B
- EX.4.07 Power Plan
- EX.4.08 Section 1 : Width
- EX.4.09 Section 2 : Length
- EX.4.10 Lighting Plan

EX.5.00 Graphics

- EX.5.01 Exhibition Poster
- EX.5.02 Typography Look and Feel : Concept
- EX.5.03 Typography Look and Feel : Primary Fonts
- EX.5.04 Graphic Look and Feel : Concept
- EX.5.05 Graphic Look and Feel : Reference Imagery
- EX.5.06 Graphic Look and Feel : Reference Imagery
- EX.5.07 Visual Identity System
- EX.5.08 Branded Collateral
- EX.5.09 "Welcome" Graphics
- EX.5.10 Graphic Detail : "Welcome" Word Wall
- EX.5.11 Graphic Detail : "Welcome" Vision Wall A
- EX.5.12 Graphic Detail : "Welcome" Vision Wall B
- EX.5.13 Graphic Detail : Hanging Banner
- EX.5.14 Graphic Detail : THIS WAY
- EX.5.15 Graphic Detail : THIS WAY
- EX.5.16 Graphic Detail : THIS WAY
- EX.5.17 Floor Graphic Concept
- EX.5.18 Graphic Detail : Somatic Lab Station
- EX.5.19 Strawberry Grotto Concept Art and Script
- EX.5.20 Concept Advertisements

EX.6.00 Concept Details

- EX.6.01 Strawberry Grotto Oculus
- EX.6.02 Strawberry Grotto Oculus
- EX.6.03 Strawberry Grotto Oculus
- EX.6.04 Somatic Lab Station
- EX.6.05 Somatic Lab Station
- EX.6.06 Kinetic Tree Concept
- EX.6.07 Molo Cage Concept
- EX.6.08 Molo Cage Concept
- EX.6.09 Molo Video Wall Concept
- EX.6.10 Docents

EX.7.00 Process and Development

- EX.7.01 Prototyping
- EX.7.02 Modeling
- EX.7.03 Concept Development

Project
INCLINING:
Aging with
Energy

Client



December 13 2024

Designer
**Honey
Jernquist**



OVERVIEW

CONCEPTUAL APPROACH STATEMENT : BIG IDEA

Inclining: Aging with Energy is an active reflection, consideration, and reconsideration of how we age; how we talk and share about aging; and what we can all do to feel better or feel great and live vivaciously, with interest – with ENERGY – knowing we each have limits, and challenging what we ourselves have learned to believe, both individually and culturally, those limits are.

Everyone is aging – from day one! We all age differently: we are individuals, and we each have a cultural context with expectations, often stereotypes, of how we should age.

How can we broaden our scope on aging and reimagine aging for ourselves and our cultures? How can we reimagine our cultures to make aging an empowering process?



THESIS STATEMENT

By seeking the imagination – what we each imagine as our imaginations, by recognizing imagination as an embodied experience, by feeling imagination in our bodies as our selves, by considering imagination as a practice, by appreciating the universal impact of imagination on our lived experiences, we generate cultural health, well-being, and the common good.

Imagination is a skill.

Developing skill requires practice.

Imagination can be practiced.

Imagination makes reality.

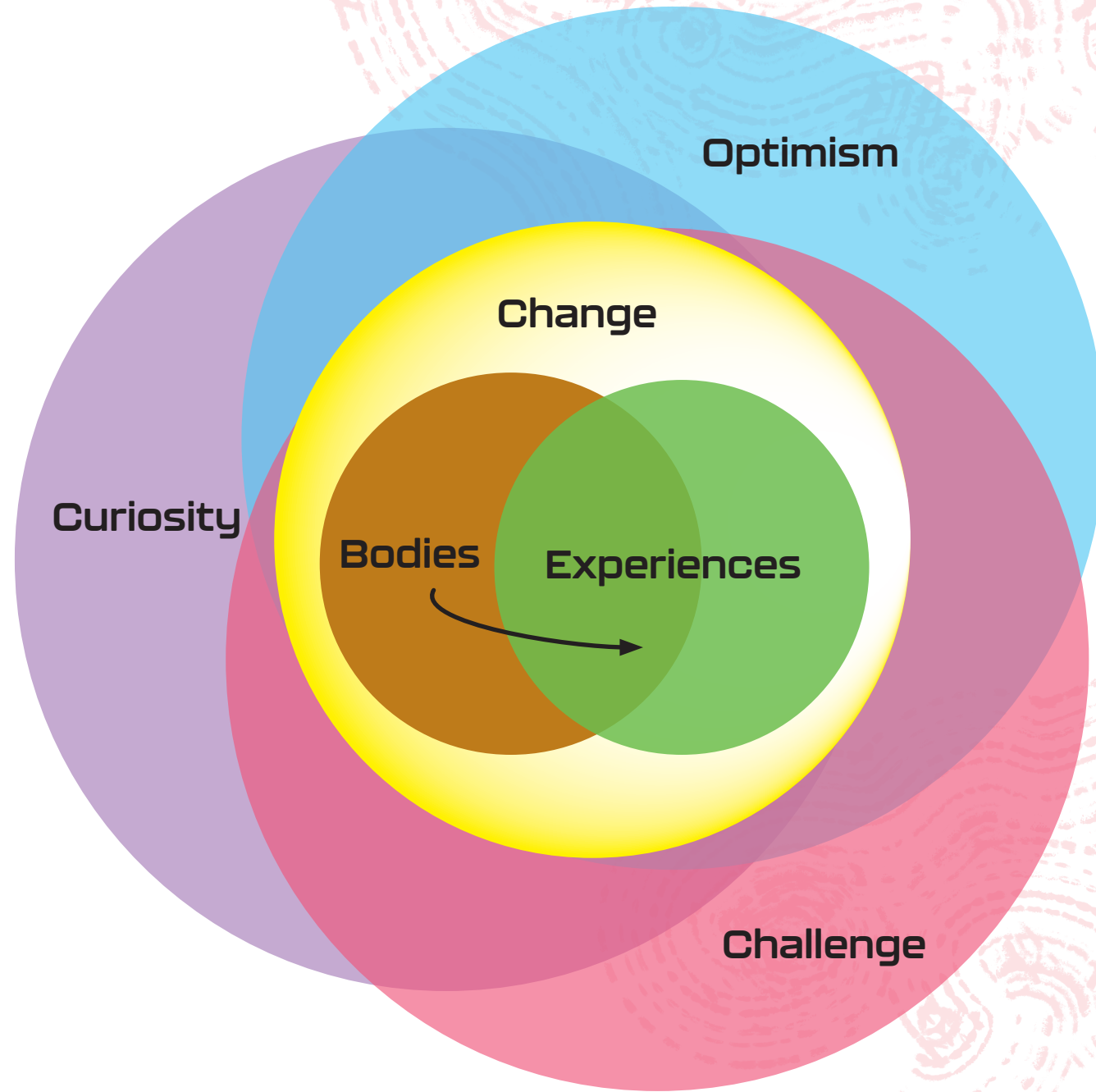
Imagination makes culture.

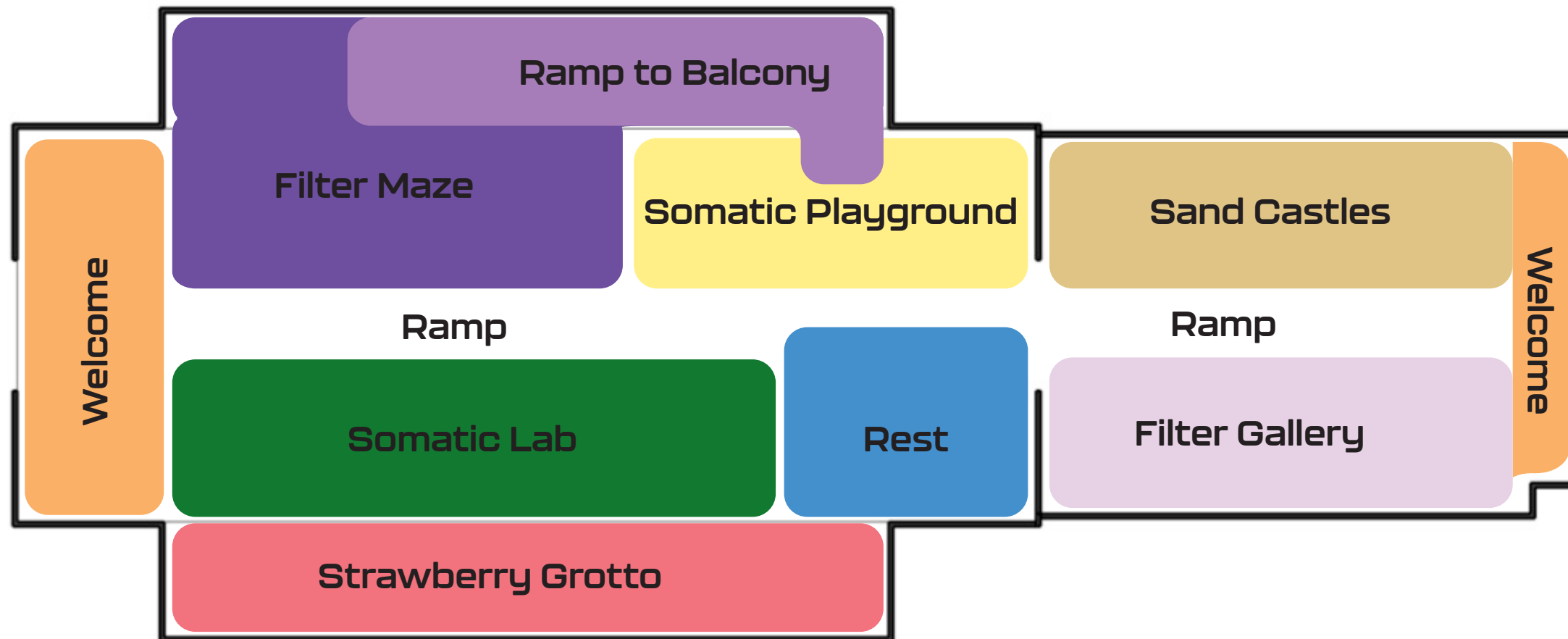
Practicing imagination is practicing reality and culture.

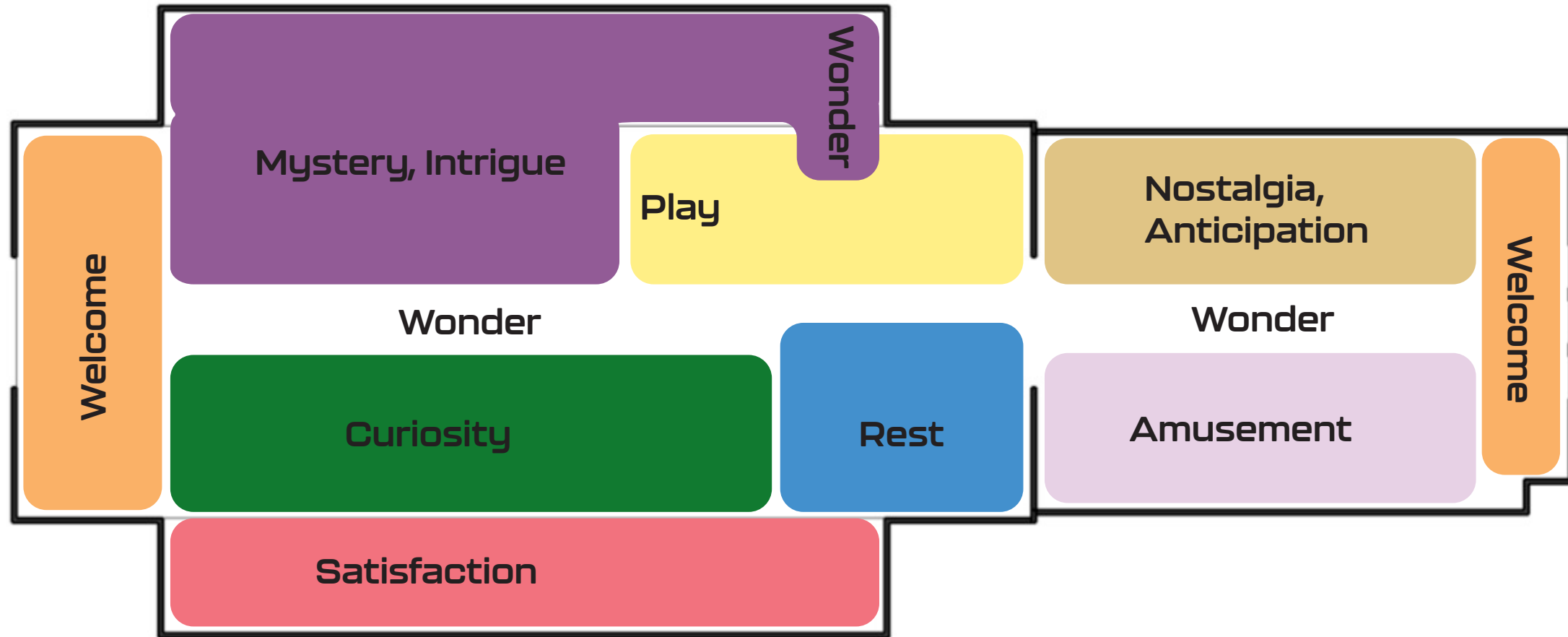
Reality and culture are skills.

Skills require practice.

How do we practice?







PROJECT GOALS

PROJECT GOALS

- Enhance quality of life for all as we age.
- Advocate for positive social change through advocacy, information, and service.

EDUCATION GOALS

- Illustrate aging as a process of incline, enrichment, and strength.
- Leave visitors of all ages with a sense of empowerment and intention about their own aging.

EXPERIENCE GOALS

- Entertainment and amusement for families and friends.
- Connecting visitors with their embodiment and imaginations.

Drawing Number:

EX.1.06

Project
INCLINING:
Aging with
Energy

Client

AARPSM

December 13 2024

Designer
**Honey
Jernquist**



AARP MISSION STATEMENT

“Our mission is simply to **enhance the quality of life for all as we age**. We champion **positive social change** and deliver value through **advocacy, information and service** and we do it on the national and at the state level. The vision that drives us is a society in which all **people live with dignity and purpose and fulfill their goals and dreams.**”

—
Founded in 1958 by Ethel Percy Andrus, a retired public school teacher and principal in California, AARP actively champions quality of life initiatives for seniors and people of every age.

Originally formed as the National Retired Teachers Association (NRTA) in 1947 to secure affordable group health coverage for retired teachers over 65 who, due to their age were deemed “uninsurable”, AARP currently has over 37 million members and an annual revenue of over one billion dollars.



Project
INCLINING:
Aging with
Energy

Client



December 13 2024

Designer
**Honey
Jernquist**

AUDIENCE

Aging is a subject that impacts each of us every day of our lives.
Hopefully there is something for almost everyone in “AGING with ENERGY”.

PRIMARY AUDIENCE

Explorers and Experience Seekers of a certain age.

People who have reached a time in life of considering their own aging.

SECONDARY AUDIENCE

Companions, parents, children who know someone thinking about aging.

Space and activity for intergenerational fun.

The New York State Fair has over 2 million visitors per year, and upwards of 30,000 visitors per day.



Drawing Number:

EX.1.08

Project
INCLINING:
Aging with
Energy

Client

AARPSM

December 13 2024

Designer
**Honey
Jernquist**

LOCATION



NEW YORK STATE FAIR, Syracuse, NY

MISSION STATEMENT

New York State is agriculture, **youth, education, industry, diverse cultural traditions** and more – **our treasured past and brilliant future.**

The primary purpose of the New York State Fair is to conduct an annual celebration of the **economic, cultural and institutional strengths** indigenous to New York with a special emphasis on agriculture as one of the State's largest and most important industries.

Along with thirteen-days of expositions, the Fair will offer various forms of **affordable entertainment and amusement for families and friends, and showcase the talents, skills and aspiration of our youth.**

...and promote The Fair as **a leading center for exhibitions, trade shows, agricultural events, and cultural and entertainment productions.**



SITE OVERVIEW – New York State Fair Map

Drawing Number:

EX.1.10

SI Hall is located just inside the Main Gate of the New York State Fair.

Project
INCLINING:
Aging with
Energy

Client



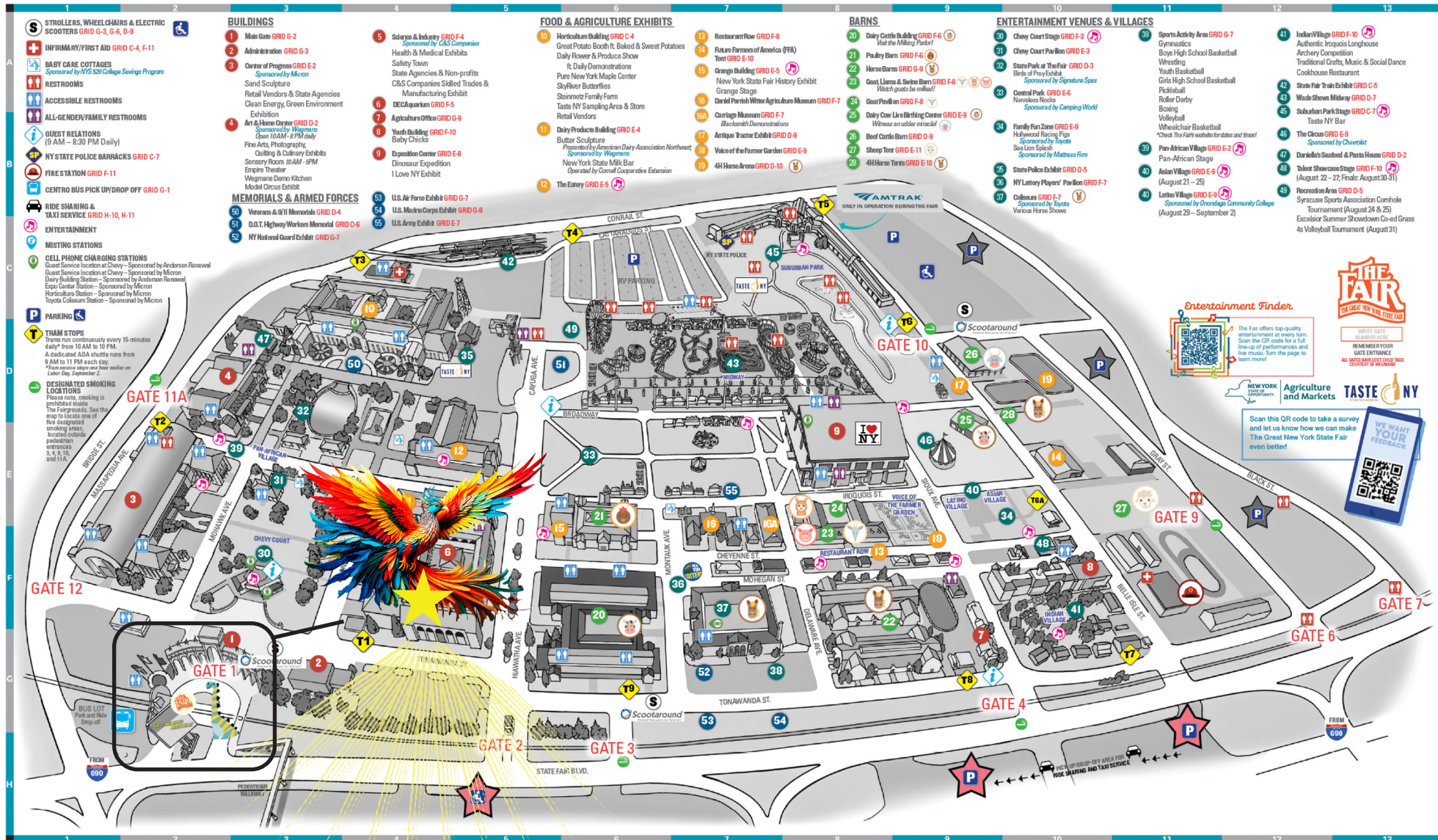
WELCOME TO THE 2024 NEW YORK STATE FAIR

HOURS OF OPERATION
FAIR HOURS:
 9:00AM – 11:00PM DAILY*,
 with no entry or re-entry
 after 9:00pm.
BUILDING HOURS:
 10AM - 9PM All 13 Days
 Daniel Parrish Witter Agriculture Museum: 10 AM - 7 PM
 Wegmans Art & Home Center: 10 AM - 8 PM
 *On Labor Day, September 2, the grounds will close at 9:00pm,
 with no entry or re-entry after 8:00pm.



TOYOTA

METROMATTRESS



Main Gate

SI Hall

December 13 2024

Designer
**Honey
Jernquist**



EVENT SPACE - SI HALL

Drawing Number:


EX.1.11

SI Hall is nearly 16,000 square feet with cavernous 42' ceilings. It is used for trade shows, science events and rock concerts.

Project
INCLINING:
Aging with
Energy

Client

AARPSM



December 13 2024

Designer
**Honey
Jernquist**



WALK THROUGH

SIMPLIFIED PLAN

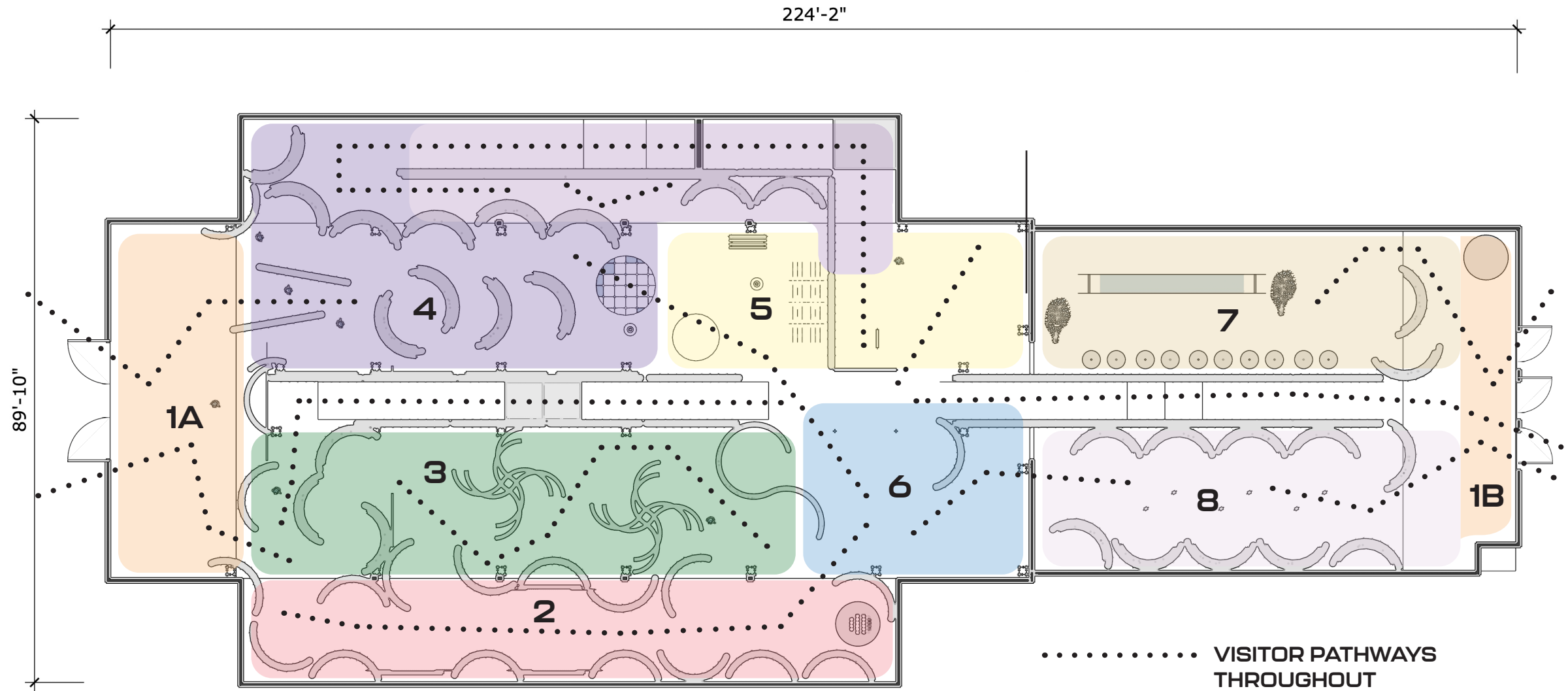
Drawing Number:

EX.2.01

At almost 16,000 square feet, with a cavernous 42' interior height, Inclining is subdivided into multiple open-ended experience areas.

Project
INCLINING:
Aging with
Energy

Client



- | | | | |
|-----------------------------|----------------------|-----------------------------|-------------------------|
| 1 WELCOME A/B | 3 SOMATIC LAB | 5 SOMATIC PLAYGROUND | 7 SAND CASTLES |
| 2 STRAWBERRY GROTTTO | 4 FILTER MAZE | 6 REST | 8 FILTER GALLERY |

December 13 2024

Designer
**Honey
Jernquist**

NEW YORK STATE FAIR – Main Gate Concept

Drawing Number:

EX.2.02

Project
INCLINING:
Aging with
Energy

Client

AARPSM



December 13 2024

Designer
**Honey
Jernquist**


EXTERIOR – SI Hall Concept

Drawing Number:

EX.2.03

Project
INCLINING:
Aging with
Energy

Client



December 13 2024

Designer
**Honey
Jernquist**

WELCOME

Drawing Number:

EX.2.04

Key Plan

Welcome

Entering SI Hall, visitors are greeted with an intriguing and mysterious space. Concept vision text is highlighted on the wall. Multiple choices for entry and direction present themselves. It feels beautiful, unusual, strange, and exciting. Paper is a distinct material theme.

Although the text is minimal, it presents the core message of *Inclining: Aging with Energy*.

Project
INCLINING:
Aging with
Energy

Client



December 13 2024

Designer
**Honey
Jernquist**

An exhibition space for 'Aging with Energy' featuring a large white wall on the left with text and a QR code. The space is filled with dark blue, curved wall panels and a large, arched structure in the background covered in a shimmering, multi-colored light display. The floor is lit with colorful patterns. Three people are walking through the space.

Aging with Energy

Your Imagination Is Powerful

Keep Growing

Keep Changing

Keep Challenging Yourself



THIS WAY →

THIS WAY →

THIS WAY →

STRAWBERRY GROTTO

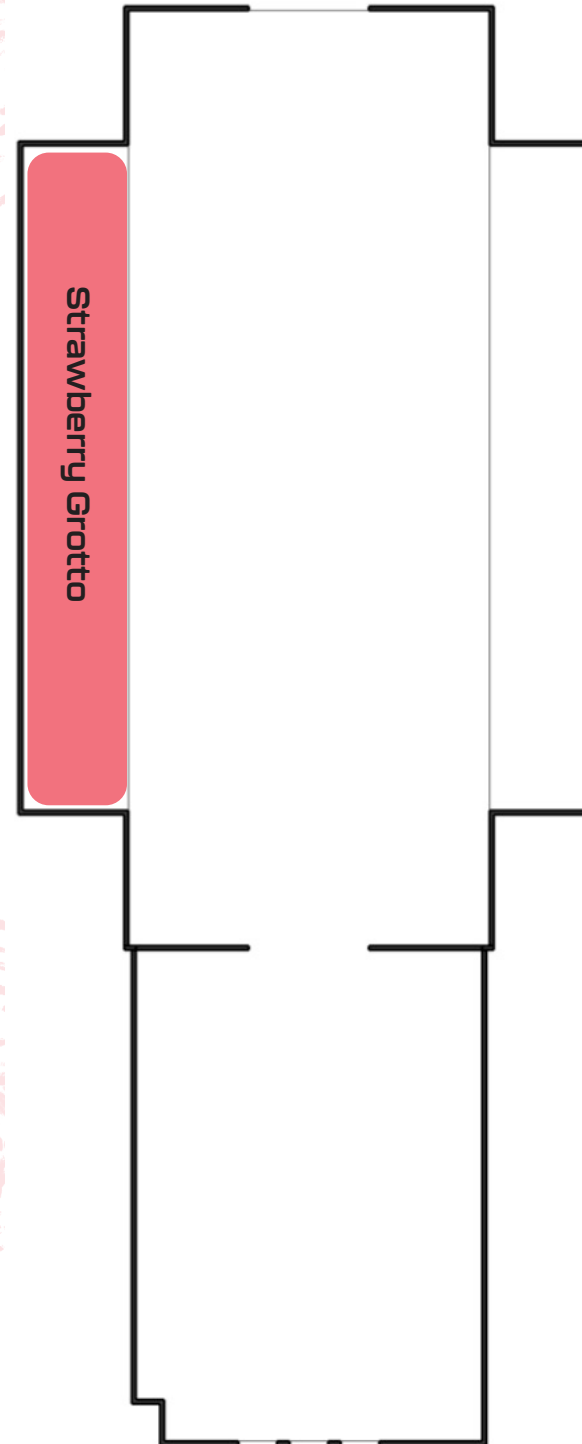
Drawing Number:

EX.2.06

Key Plan

The Strawberry Grotto is distinctly pink. It feels a bit cozy. Oculus eyes open via motion sensor and engage visitors in cheeky touchscreen interactive dialogues with the fruit and vegetable denizens of the Strawberry Grotto. A bit of fun and sass remind people that eating fruits and vegetables is important to healthy living and aging.

Fresh strawberries are awaiting on a table courtesy of the New York State Berry Growers Association.



Project
INCLINING:
Aging with
Energy

Client

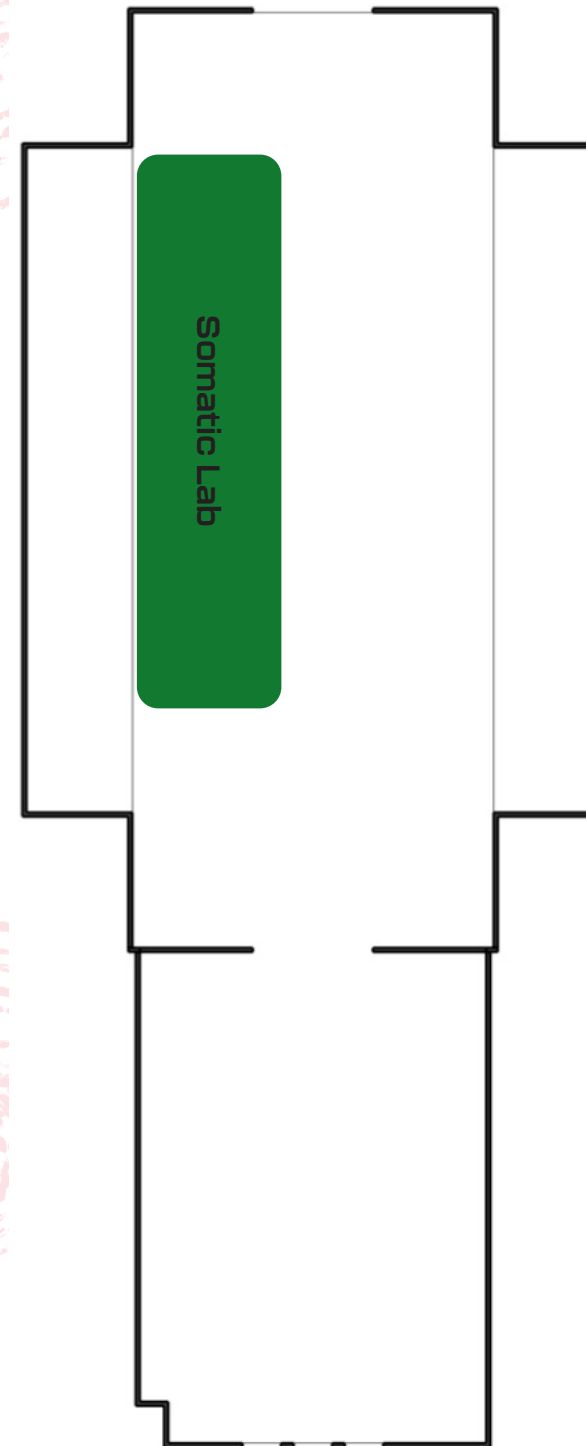


December 13 2024

Designer
**Honey
Jernquist**



Key Plan



Wandering through the Somatic Lab, visitors find multiple engagement stations. Learn about shoe history and long historic walks humans have taken. Check out the Somatic Caves for a guided, relaxing experience based on somatic shaking therapeutic practices.

The open central area is easy to view with its colorful, and sculptural structures and icons.


Project
INCLINING:
Aging with
Energy

Client



December 13 2024

Designer
**Honey
Jernquist**



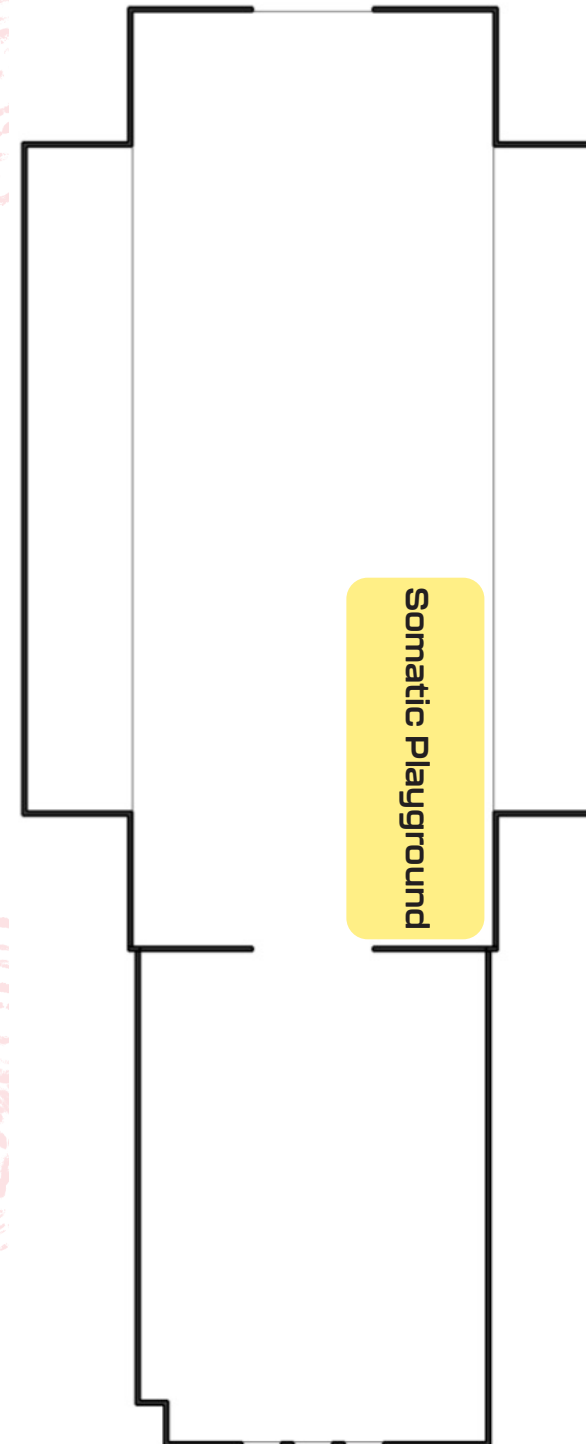
SOMATIC PLAYGROUND

Drawing Number:

EX.2.10

Key Plan

The Somatic Playground offers fun, playful, physical engagement. There is an accessible ground level merry-go-round, a social swing that connects people, curious ground textures to walk on and explore, and sculptural kinetic “trees” that can be opened and activated.



Project
INCLINING:
Aging with
Energy

Client



December 13 2024

Designer
**Honey
Jernquist**

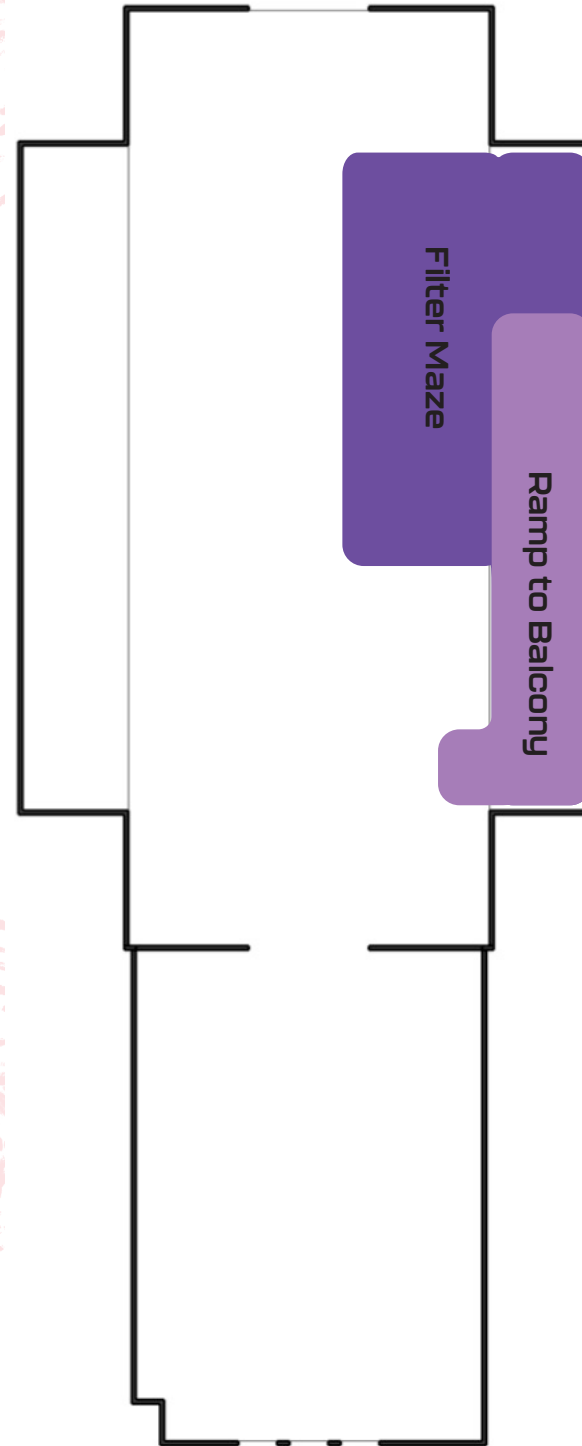


FILTER MAZE

Key Plan

Visitors have a dazzling and lively wander through this mystery maze. Immersive, curved screens cover the wall surfaces displaying live, AI synthesized, responsive video that transforms visitor presences into an open-ended reflection on vitality and energy.

Can you find your way to the balcony?



Drawing Number:

EX.2.12


Project
INCLINING:
Aging with
Energy

Client

AARPSM

December 13 2024

Designer
**Honey
Jernquist**



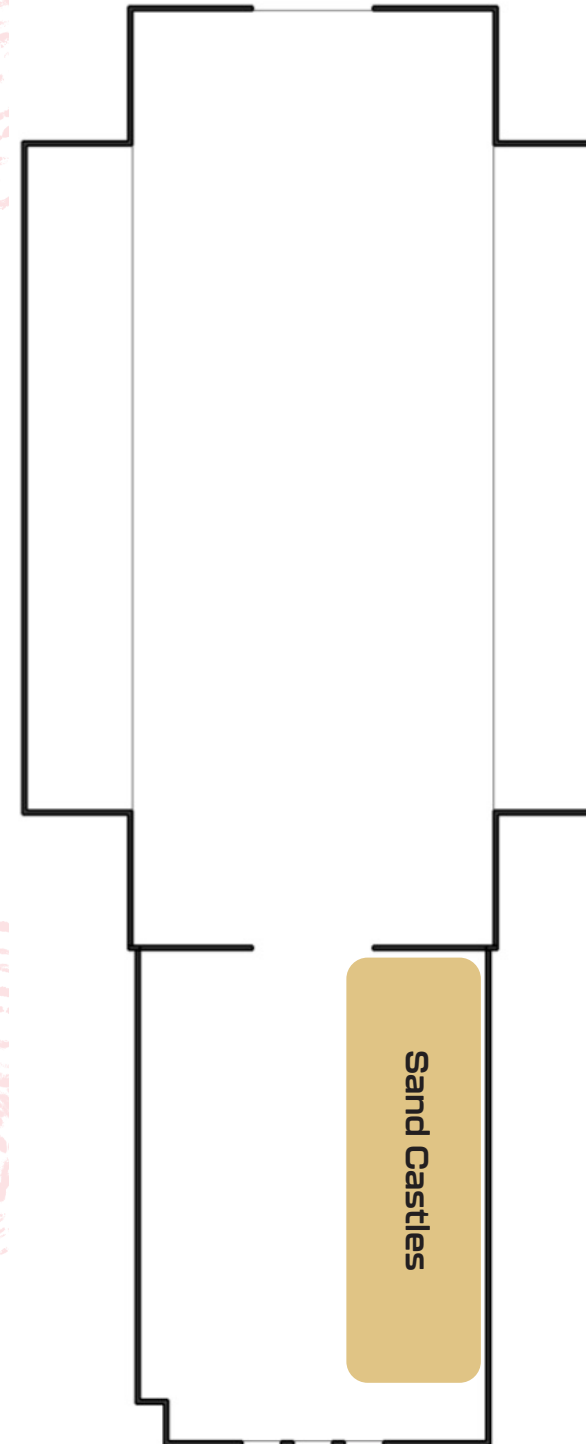
SAND CASTLES

Drawing Number:

EX.2.14

Key Plan

The chilliest room in the fun house, like a nostalgic day at the dreamy beach. Visitors build sand castles on a slow moving conveyor belt with the help of skilled docents. Relax, be patient, enjoy the building – and the destruction!



Project
INCLINING:
Aging with
Energy

Client



December 13 2024

Designer
**Honey
Jernquist**



Is
aging
a
skill?

Two people sitting on blue chairs, looking at a book or tablet.

Two people standing near the sandcastle display, looking at it.

Two people standing near the sandcastle display, talking.

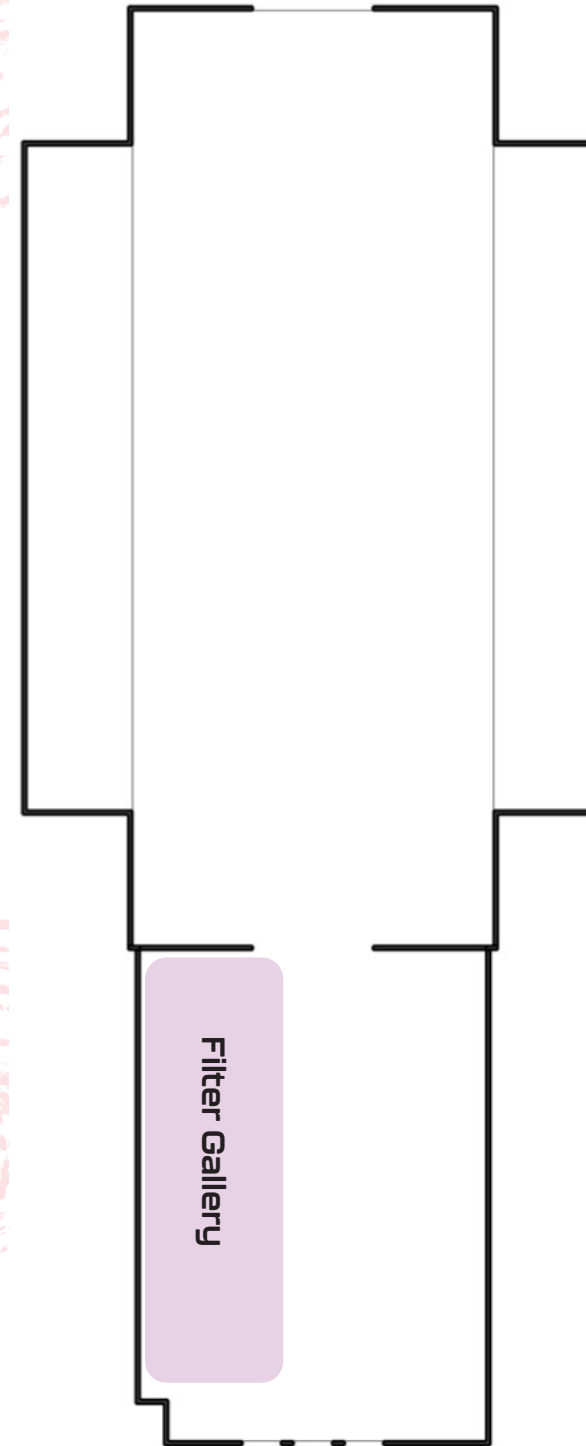
FILTER GALLERY

Drawing Number:

EX.2.16

Key Plan

Sometime we all need to see ourselves differently. Wandering along the elegant gallery, visitors see oversized picture frames, with curved video walls offering them a dynamic, AI synthesized, responsive, live video view of a fantastic, wondrous world. See yourself differently, so you can see yourself differently!



Project
INCLINING:
Aging with
Energy

Client



December 13 2024

Designer
**Honey
Jernquist**

THIS WAY




Aging with Energy

- Healthy Eating
- Stay Active
- Seek out interests
- Have fun

IMAGINATIVE AWESOME
Eager CURIOUS Zip Active FUN Bright Sharp
Adaptable ENTHUSIASTIC IMAGINATIVE LEGENDARY
Pep Lively ENGAGED Enjoy FUN Bright Sharp
Confident Enthusiastic IMAGINATIVE LEGENDARY
Active Growing ADVENTUROUS BRAVE AWESOME
Motivated Pep Lively ENTHUSIASTIC ENJOY FUN BRIGHT SHARP
ADVENTUROUS BRAVE ADAPTABLE AWESOME COURAGEOUS
Growing Pep Lively ENTHUSIASTIC ENJOY FUN BRIGHT SHARP
IMAGINATIVE LEGENDARY ENTHUSIASTIC ENJOY FUN BRIGHT SHARP
Eager CURIOUS Zip Active Growing
Courageous Confident ENTHUSIASTIC ENJOY FUN BRIGHT SHARP
FUN Bright Sharp Lucid Moving Eager CURIOUS
Adaptable AWESOME ENTHUSIASTIC ENJOY FUN BRIGHT SHARP
Pep Lively ENGAGED ENTHUSIASTIC ENJOY FUN BRIGHT SHARP
ADVENTUROUS BRAVE ADAPTABLE AWESOME COURAGEOUS
IMAGINATIVE LEGENDARY ENTHUSIASTIC ENJOY FUN BRIGHT SHARP
Eager CURIOUS Zip Active Growing
Courageous Confident ENTHUSIASTIC ENJOY FUN BRIGHT SHARP
ENGAGED Enjoy FUN Bright Sharp Lucid Moving
ADVENTUROUS BRAVE ADAPTABLE AWESOME COURAGEOUS
IMAGINATIVE LEGENDARY ENTHUSIASTIC ENJOY FUN BRIGHT SHARP
Eager CURIOUS Zip Active Growing
Courageous Confident ENTHUSIASTIC ENJOY FUN BRIGHT SHARP
ENGAGED Enjoy FUN Bright Sharp Lucid Moving
ADVENTUROUS BRAVE ADAPTABLE AWESOME COURAGEOUS

Enthusiastic
Lucid Moving
Courageous
ENGAGED Enjoy FUN Bright Sharp
ADVENTUROUS BRAVE ADAPTABLE AWESOME COURAGEOUS
IMAGINATIVE LEGENDARY ENTHUSIASTIC ENJOY FUN BRIGHT SHARP
Eager CURIOUS Zip Active Growing
Courageous Confident ENTHUSIASTIC ENJOY FUN BRIGHT SHARP
ENGAGED Enjoy FUN Bright Sharp Lucid Moving
ADVENTUROUS BRAVE ADAPTABLE AWESOME COURAGEOUS
IMAGINATIVE LEGENDARY ENTHUSIASTIC ENJOY FUN BRIGHT SHARP
Eager CURIOUS Zip Active Growing
Courageous Confident ENTHUSIASTIC ENJOY FUN BRIGHT SHARP
ENGAGED Enjoy FUN Bright Sharp Lucid Moving
ADVENTUROUS BRAVE ADAPTABLE AWESOME COURAGEOUS
IMAGINATIVE LEGENDARY ENTHUSIASTIC ENJOY FUN BRIGHT SHARP
Eager CURIOUS Zip Active Growing
Courageous Confident ENTHUSIASTIC ENJOY FUN BRIGHT SHARP
ENGAGED Enjoy FUN Bright Sharp Lucid Moving
ADVENTUROUS BRAVE ADAPTABLE AWESOME COURAGEOUS

Zip
Enthusiastic
Lucid Moving
Courageous
ENGAGED Enjoy FUN Bright Sharp
ADVENTUROUS BRAVE ADAPTABLE AWESOME COURAGEOUS
IMAGINATIVE LEGENDARY ENTHUSIASTIC ENJOY FUN BRIGHT SHARP
Eager CURIOUS Zip Active Growing
Courageous Confident ENTHUSIASTIC ENJOY FUN BRIGHT SHARP
ENGAGED Enjoy FUN Bright Sharp Lucid Moving
ADVENTUROUS BRAVE ADAPTABLE AWESOME COURAGEOUS
IMAGINATIVE LEGENDARY ENTHUSIASTIC ENJOY FUN BRIGHT SHARP
Eager CURIOUS Zip Active Growing
Courageous Confident ENTHUSIASTIC ENJOY FUN BRIGHT SHARP
ENGAGED Enjoy FUN Bright Sharp Lucid Moving
ADVENTUROUS BRAVE ADAPTABLE AWESOME COURAGEOUS



SCHEDULES

GRAPHIC and DIGITAL CONTENT SCHEDULE

Drawing Number:

EX.3.01

Graphics

Area AA	Entry A		Area B	Strawberry Grotto	
A.01.GR01	A	Word Wall A	A.04.GR01	D	This Way A
A.02.GR01	B	Intro A1	A.04.GR02	D	This Way B
A.02.GR02	B	Intro A2	A.04.GR03	D	This Way C
A.03.GR01	C	Hanging Banner	A.04.GR04	D	This Way D
A.04.GR01	D	This Way A	Area C	Somatic Lab	
A.04.GR02	D	This Way B	C.03.GR01-04	D	Somatic Cave Markers
A.04.GR03	D	This Way C	A.04.GR01	D	This Way A
A.04.GR04	D	This Way D	A.04.GR02	D	This Way B
			A.04.GR03	D	This Way C
Area AB	Entry B		A.04.GR04	D	This Way D
A.01.GR02	A	Word Wall B	Area D	Somatic Playground	
A.02.GR03	B	Intro Wall B1	A.04.GR01	D	This Way A
A.03.GR04	B	Intro Wall B2	A.04.GR02	D	This Way B
A.04.GR01	C	Hanging Banner	A.04.GR03	D	This Way C
A.04.GR01	D	This Way A	A.04.GR04	D	This Way D
A.04.GR02	D	This Way B	Area E	Sand Castles	
A.04.GR03	D	This Way C	A.03.GR03	C	Hanging Banner
A.04.GR04	D	This Way D			

Digital Content

Area B	Strawberry Grotto	
B.01.AV01	E	Strawberry Touchscreen Interactive
B.02.AV01	E	Banana Touchscreen Interactive
B.03.AV01	E	Broccoli Touchscreen Interactive
Area C	Somatic Lab	
C.01.AV01-04	F	Responsive Video - Somatic Cave
C.01.AV05-08	F	Responsive Video - Somatic Cave
C.02.AV01-03	E	Touch Screen Interactive - Shoes/History
Area D	Somatic Playground	
D.01.AV01-02	E	Touch Screen Interactive - Walking

Project
INCLINING:
Aging with
Energy

Client



December 13 2024

Designer
**Honey
Jernquist**

GRAPHIC SPECIFICATION LIST

Drawing Number:

EX.3.02

Project

INCLINING:

Aging with
Energy

Client



- A Direct Print GOLD FOIL ON WALLPAPER - Procedes Chenel Hemp Drop
- B Direct Print ON WALLPAPER - Procedes Chenel Hemp Drop
- C Direct Print ON PAPER - Procedes Chenel Hemp Drop
- D Direct Print PAPER MOUNTED ON 5/8" PLYWOOD - Procedes Chenel Hemp Drop
- E LED TOUCH SCREEN
- F LED SCREEN

December 13 2024

Designer

**Honey
Jernquist**

MATERIAL SCHEDULE

Drawing Number:

EX.3.03

Project
INCLINING:
Aging with
Energy

Client



M1 Molo

- **M1A** Paper wall
- **M1B** Paper lounger
- **M1C** Paper stool
- **M1D** Paper Soft block

M2 Procedes Chenel Architectural Paper

- **M2A** Hemp Drop Paper
- **M2B** Drop Glass Tracing Paper
- **M2C** Silver Drop
- **M2D** Honeycomb Drop

M3 Filzfelt

- **M3A** Aukustika Baffle 10
- **M3B** Plectere Aline
- **M3C** Scale

December 13 2024

Designer
**Honey
Jernquist**

MATERIAL PALETTE **M1**



Patina

With time and use, the top surface softens and folds into a unique, organic pattern. The crushed facets catch light in a beautiful, variegated way, while the honeycomb geometry of the structure below remains strong and intact.

Drawing Number:

EX.3.04

Project
INCLINING:
Aging with
Energy



Client



December 13 2024

Designer
**Honey
Jernquist**

<https://molodesign.com/>



Project
INCLINING:
Aging with
Energy

Client



- M2A Hemp Drop Paper
- M2B DROP® GLASS TRACING PAPER
- M2C Silver Drop
- M2D Honeycomb Drop
- M2E Honeycomb Partitions

December 13 2024



<https://chenel.com/en/collections/matieres>

Designer
**Honey
Jernquist**

MATERIAL PALETTE **M3**

Drawing Number:

EX.3.06



Project
INCLINING:
Aging with
Energy

Client



<https://www.filzfelt.com/>

M3A Akustika 10 Baffle
M3B Plectere Aline
M3C Scale

December 13 2024

Designer
**Honey
Jernquist**

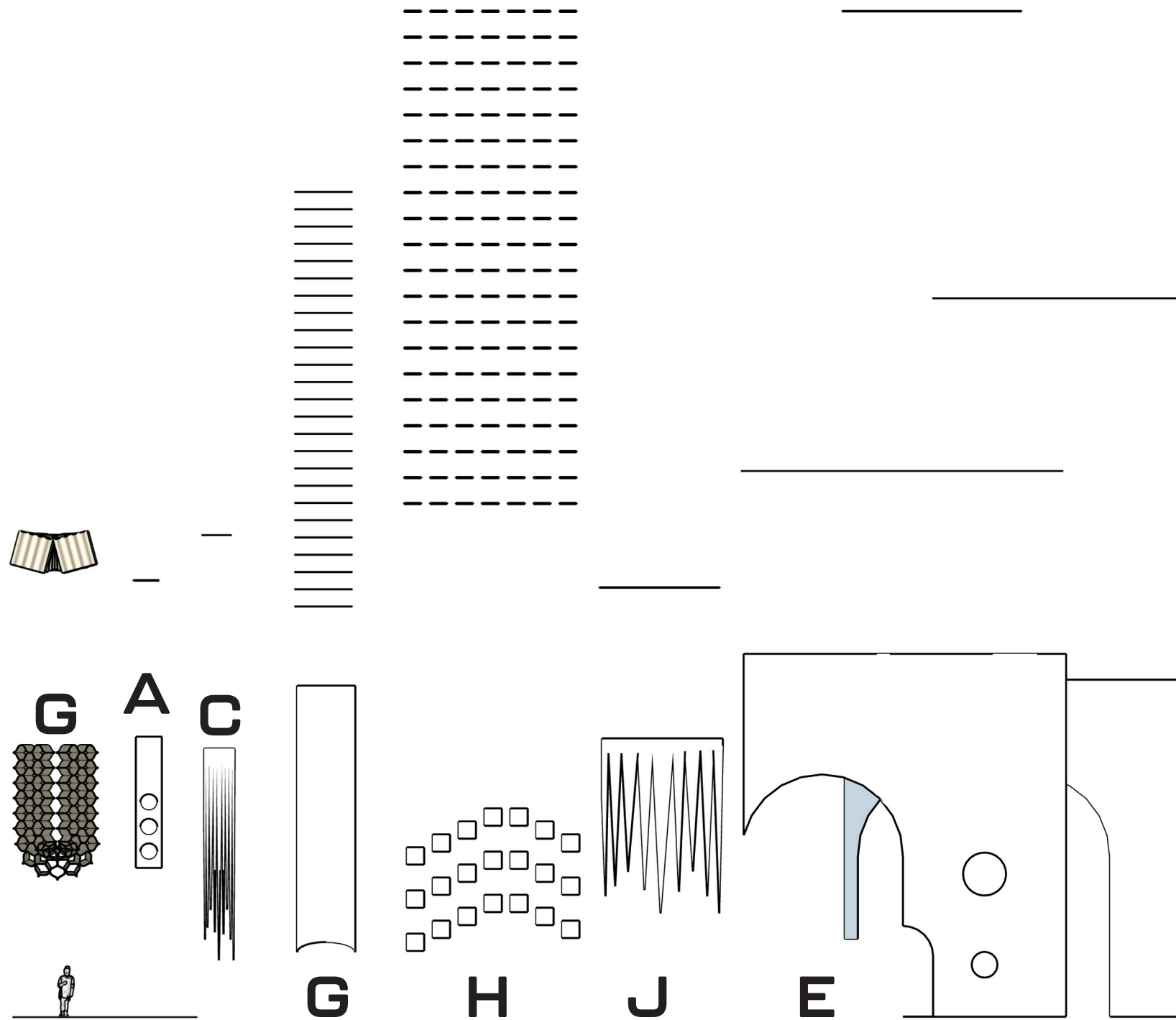
HANGING OBJECT STYLE GUIDE

Drawing Number:

EX.3.07

Project
INCLINING:
Aging with
Energy

Client



1

HANGING / CEILING STYLES

Scale 1/8" = 1'

December 13 2024

Designer
**Honey
Jernquist**

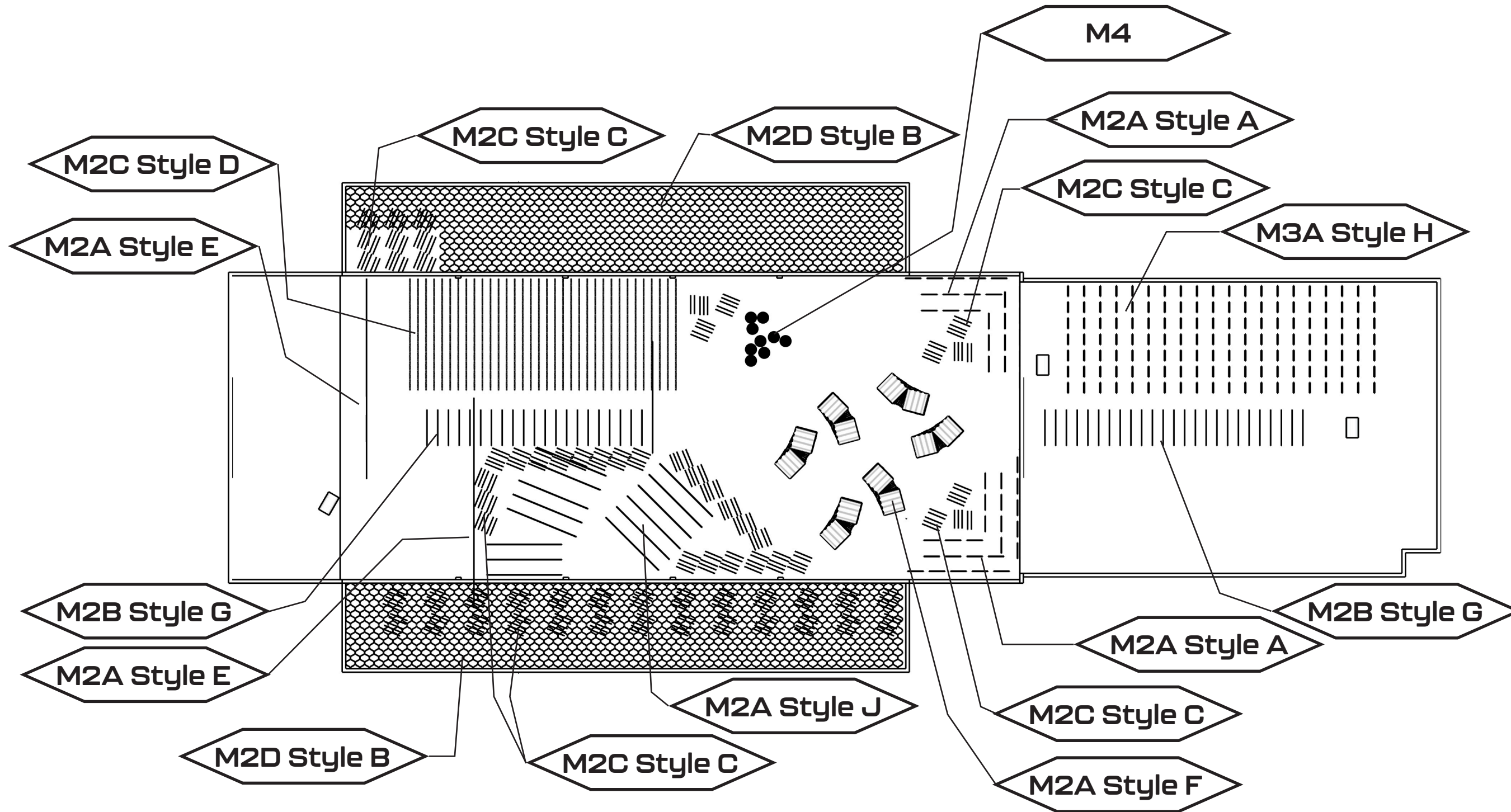
HANGING / CEILING PLAN GUIDE

Drawing Number:

EX.3.08

Project
INCLINING:
Aging with
Energy

Client



1

HANGING / CEILING PLAN

Scale 1" = 20'

December 13 2024

Designer
**Honey
Jernquist**

ADDITIONAL OBJECT SCHEDULE

- M4 24" Mirror Ball
- M5 Conveyor Belt
- M6 Sand for Sand Castles

Drawing Number:

EX.3.09

Project
INCLINING:
Aging with
Energy

Client



December 13 2024

Designer
**Honey
Jernquist**

LIGHTING SCHEDULE



Chauvet Maverick or similar
Multi-use, multi-color, multi-directional, motion programmable

<https://www.chauvetprofessional.com/>

Drawing Number:

EX.3.10

Project
INCLINING:
Aging with
Energy

Client



December 13 2024

Designer
Honey
Jernquist

**PLANS,
ELEVATIONS,
and
SECTIONS**

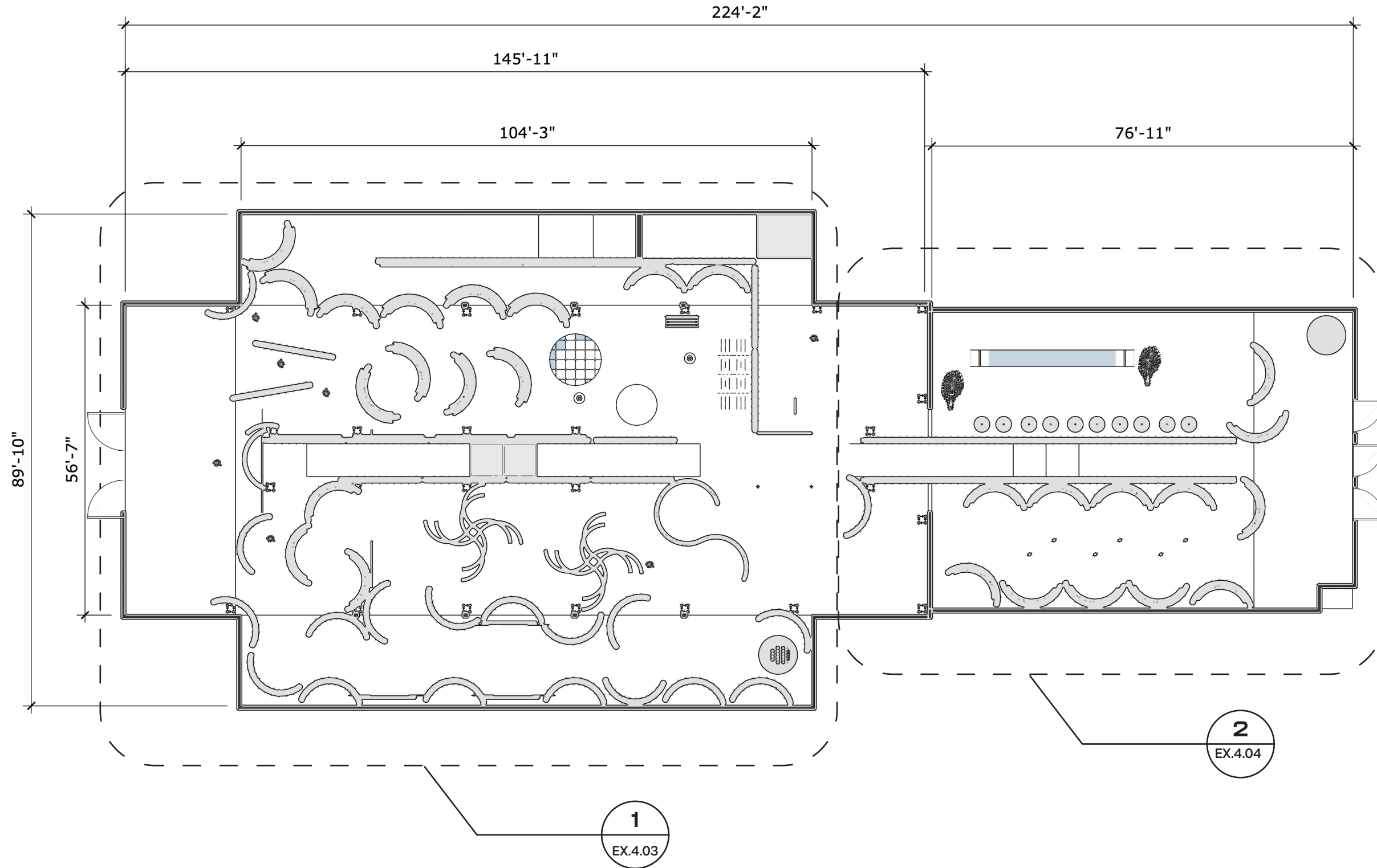
GENERAL PLAN

Drawing Number:

EX.4.01

Project
INCLINING:
Aging with
Energy

Client



1

General Plan

Scale 1" = 20'

1
EX.4.03

2
EX.4.04

December 13 2024

Designer
**Honey
Jernquist**

SECTION PLAN and EXPLODED ISOMETRIC VIEW

Drawing Number:

EX.4.02

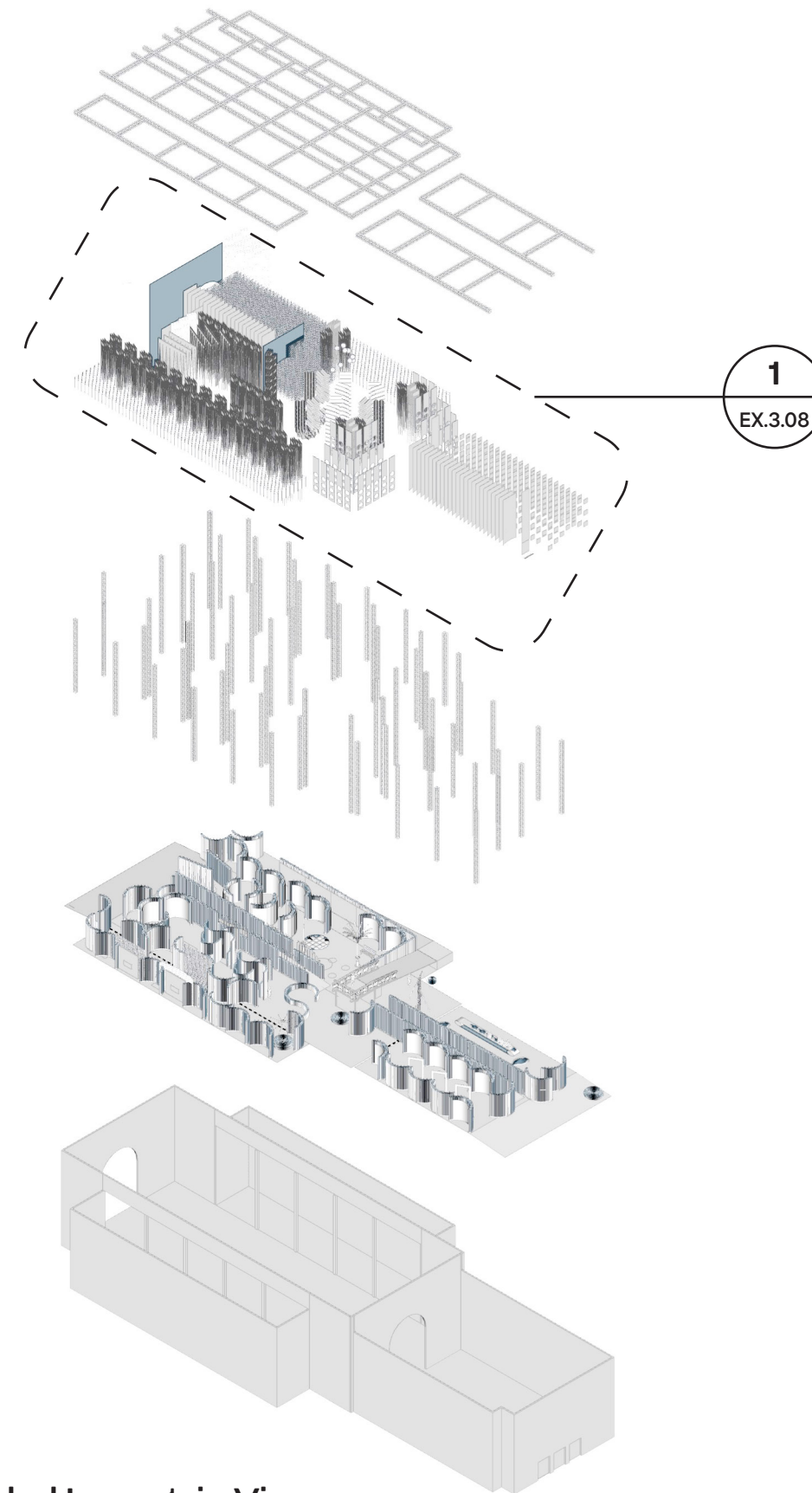
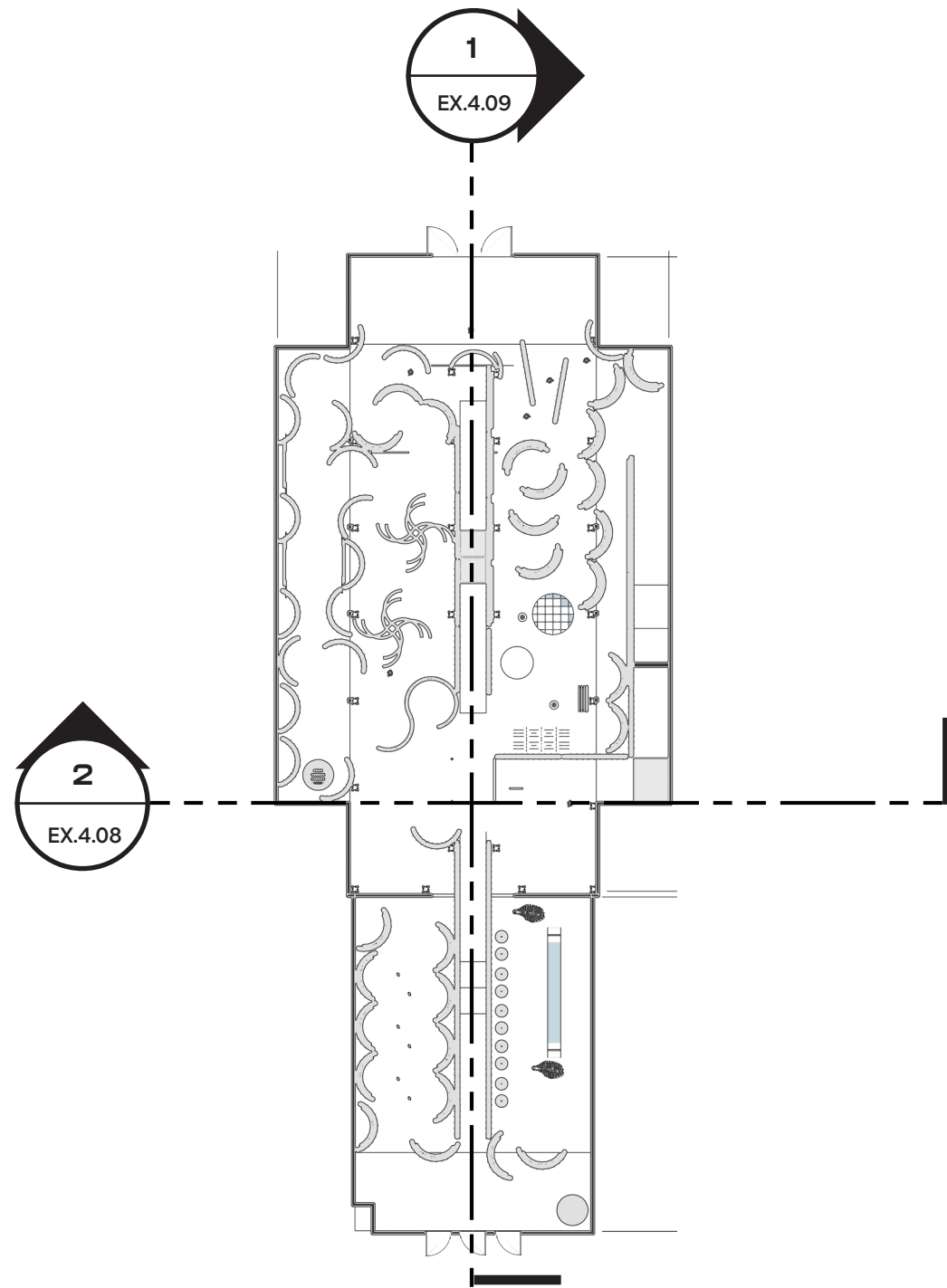
Project
INCLINING:
Aging with
Energy

Client



December 13 2024

Designer
**Honey
Jernquist**



1 Section Cuts
Scale 1" = 40'

2 Exploded Isometric View
NTS

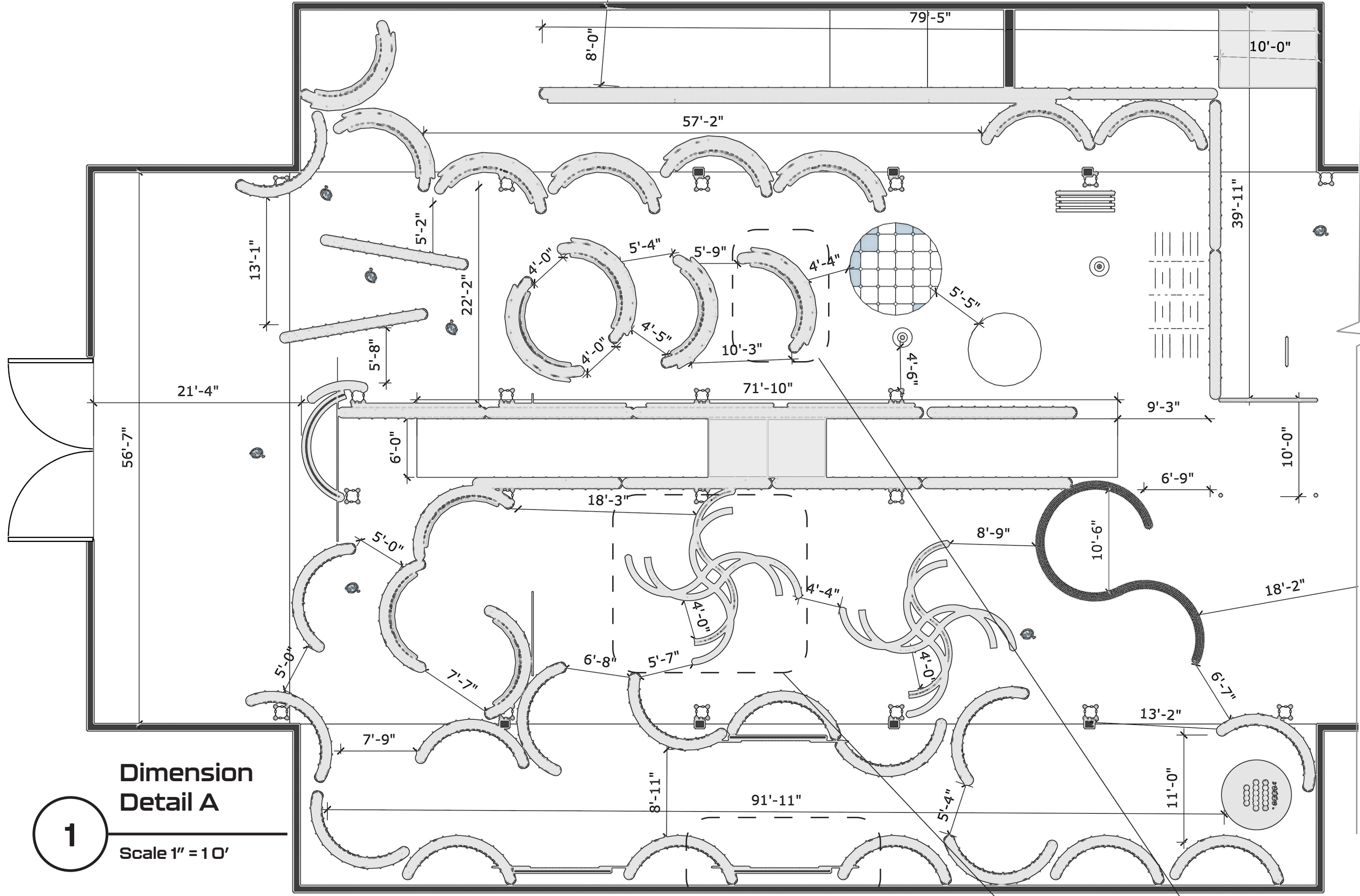
DIMENSION PLAN DETAIL A

Drawing Number:

EX.4.03

Project
INCLINING:
Aging with
Energy

Client



1

Dimension
Detail A

Scale 1" = 10'

1
EX.6.01

2
EX.6.04

3
EX.6.09

December 13 2024

Designer
**Honey
Jernquist**

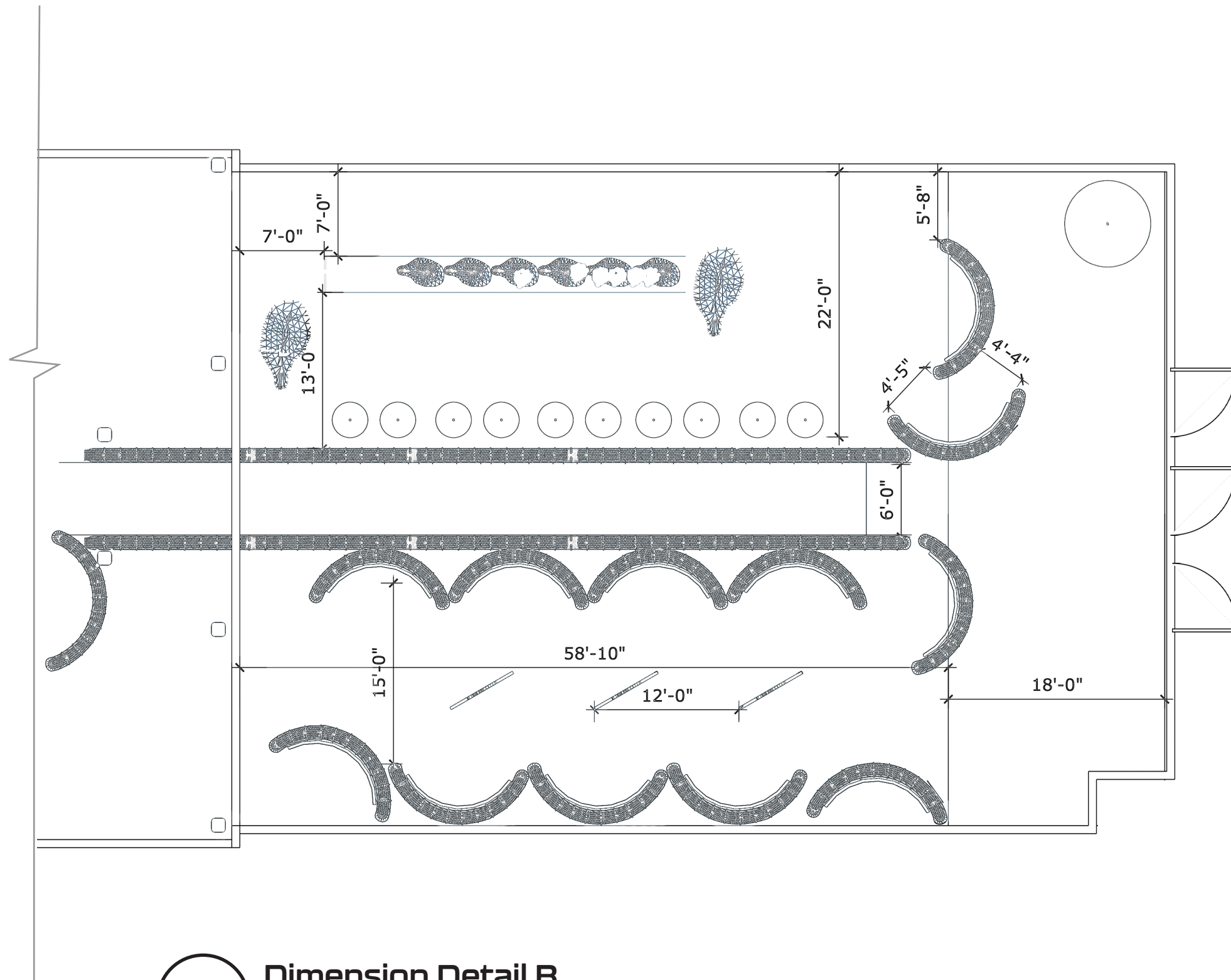
DIMENSION PLAN DETAIL B

Drawing Number:

EX.4.04

Project
INCLINING:
Aging with
Energy

Client



1

Dimension Detail B

Scale 1" = 10'

December 13 2024

Designer
**Honey
Jernquist**

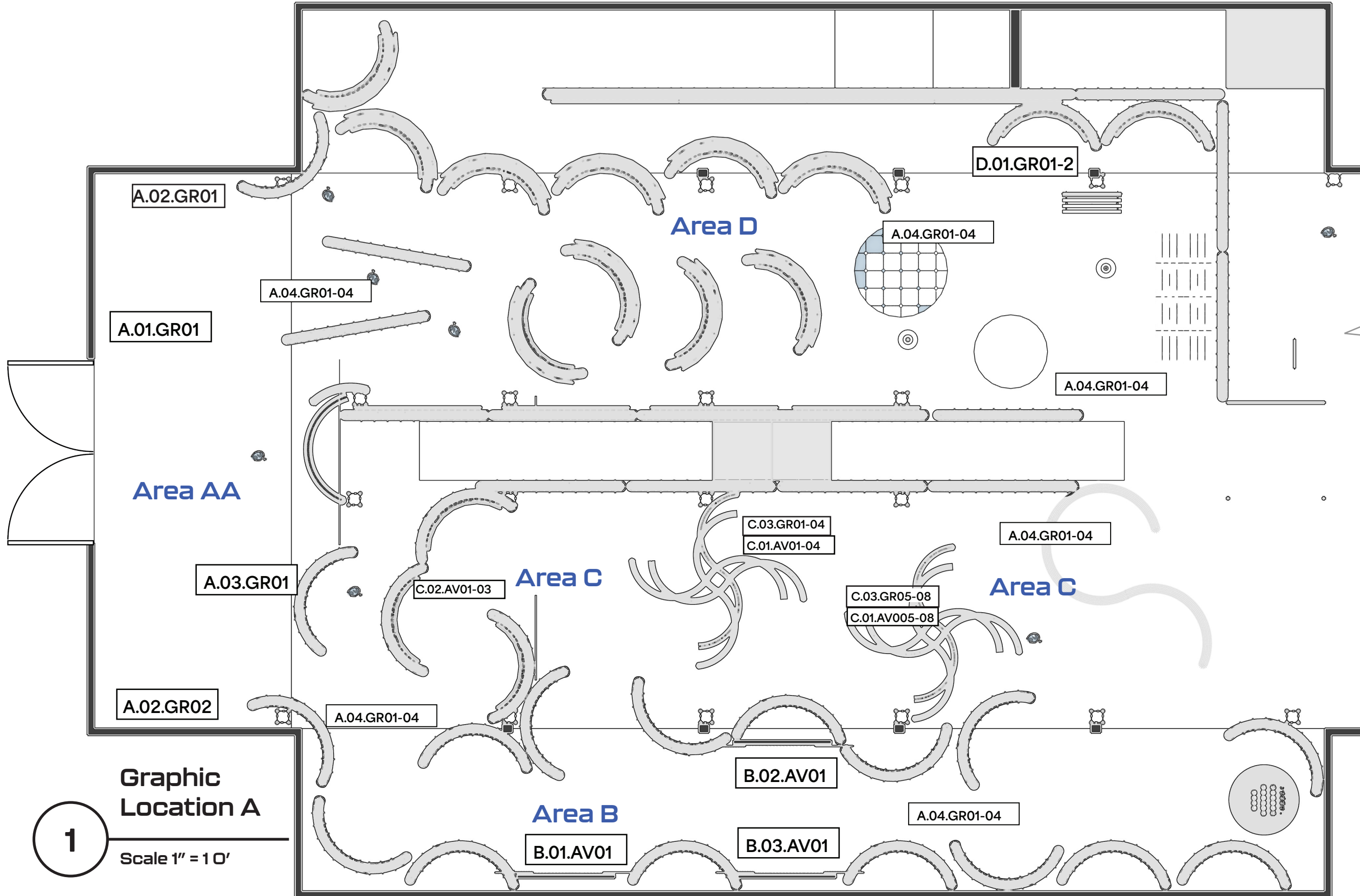
GRAPHIC LOCATION PLAN A

Drawing Number:

EX.4.05

Project
INCLINING:
Aging with
Energy

Client



1
Graphic
Location A
Scale 1" = 10'

December 13 2024

Designer
**Honey
Jernquist**

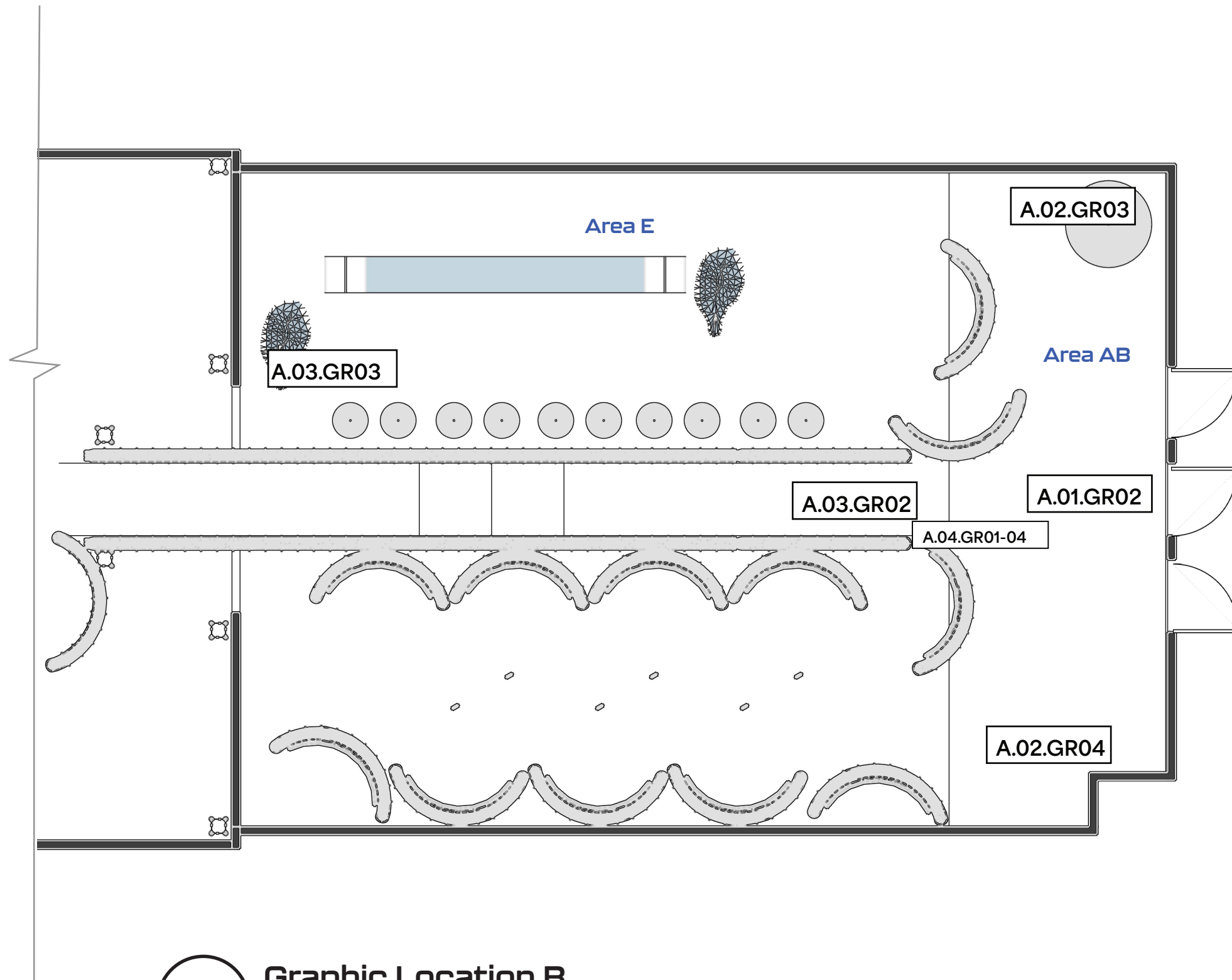
GRAPHIC LOCATION PLAN B

Drawing Number:

EX.4.06

Project
INCLINING:
Aging with
Energy

Client



1

Graphic Location B

Scale 1" = 10'

December 13 2024

Designer
**Honey
Jernquist**

POWER PLAN

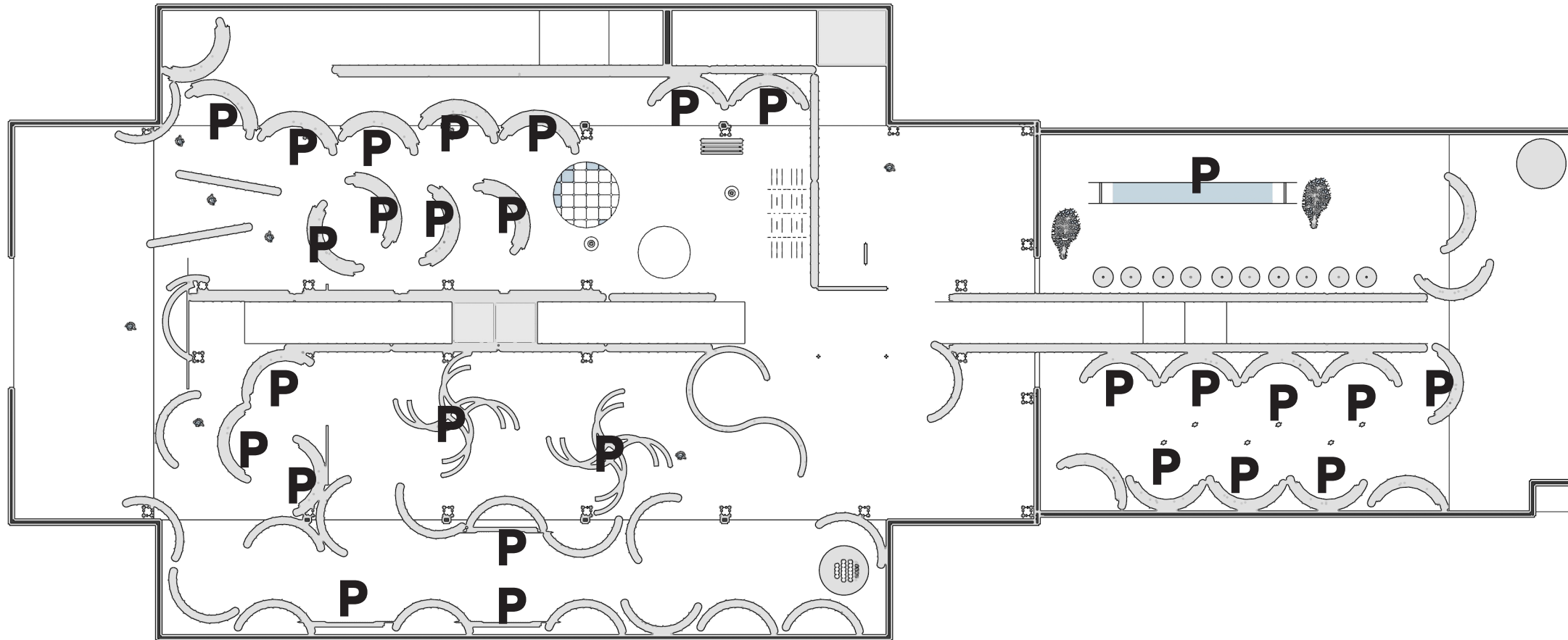
Power to be run under elevated floor.

Drawing Number:

EX.4.07

Project
INCLINING:
Aging with
Energy

Client



1

POWER PLAN

Scale 1" = 20'

December 13 2024

Designer
**Honey
Jernquist**

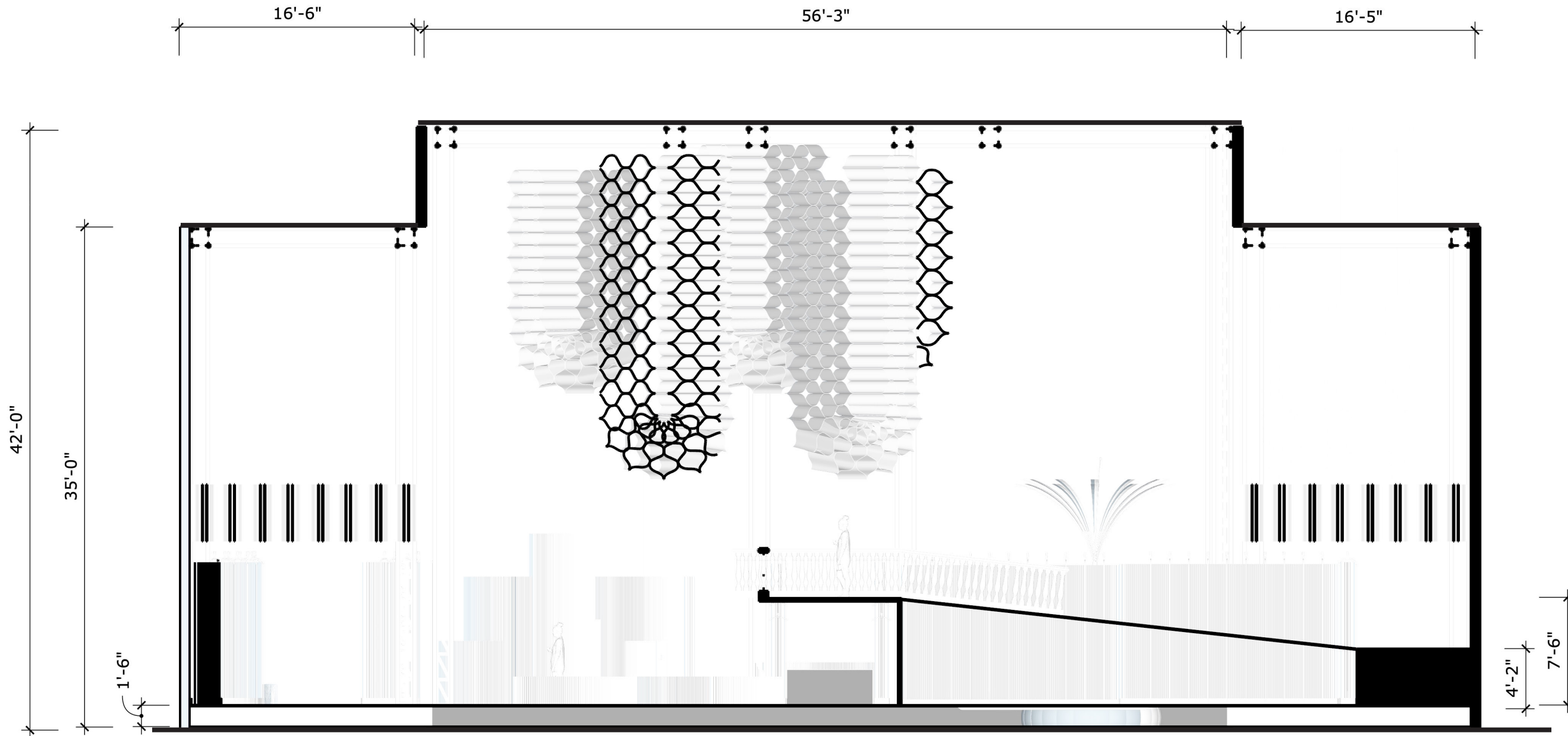
SECTION 1 Width

Drawing Number:

EX.4.08

Project
INCLINING:
Aging with
Energy

Client



1

SECTION 1 Width

SCALE 1/8" = 1'

December 13 2024

Designer
**Honey
Jernquist**

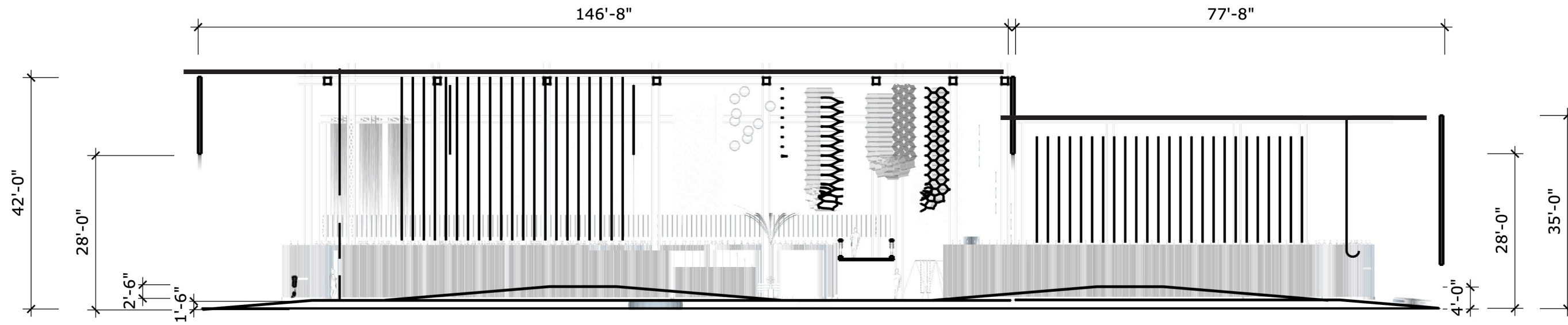
SECTION 2 - Length

Drawing Number:

EX.4.09

Project
INCLINING:
Aging with
Energy

Client



1 SECTION 2 - Length
Scale 1" = 20'

December 13 2024

Designer
**Honey
Jernquist**

LIGHTING PLAN

Drawing Number:

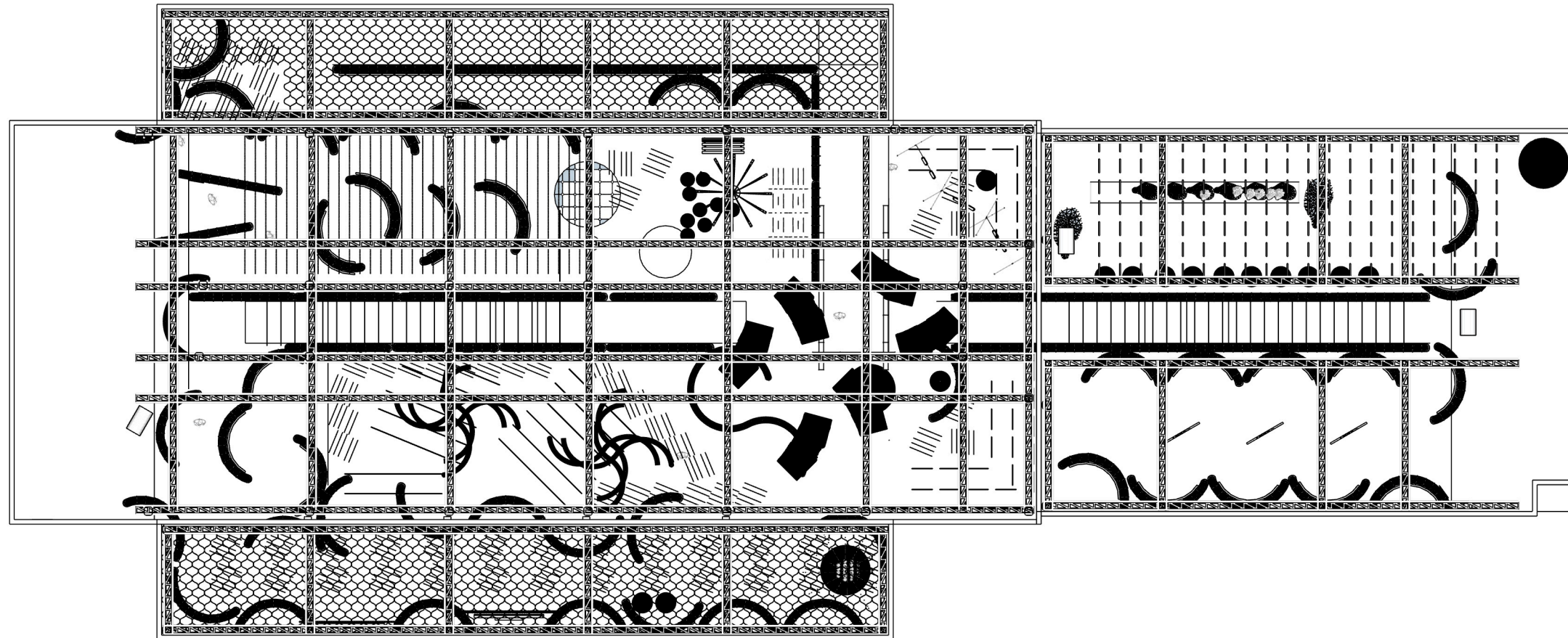
EX.4.10

This represents an exciting opportunity for a big, fun, experiential lighting plan.

Project
INCLINING:
Aging with
Energy

Client

AARPSM



1

LIGHTING PLAN

Scale 1" = 20'

December 13 2024

Designer
**Honey
Jernquist**

GRAPHICS

Project
INCLINING:
Aging with
Energy

Client



December 13 2024

Designer
**Honey
Jernquist**

INCLINING

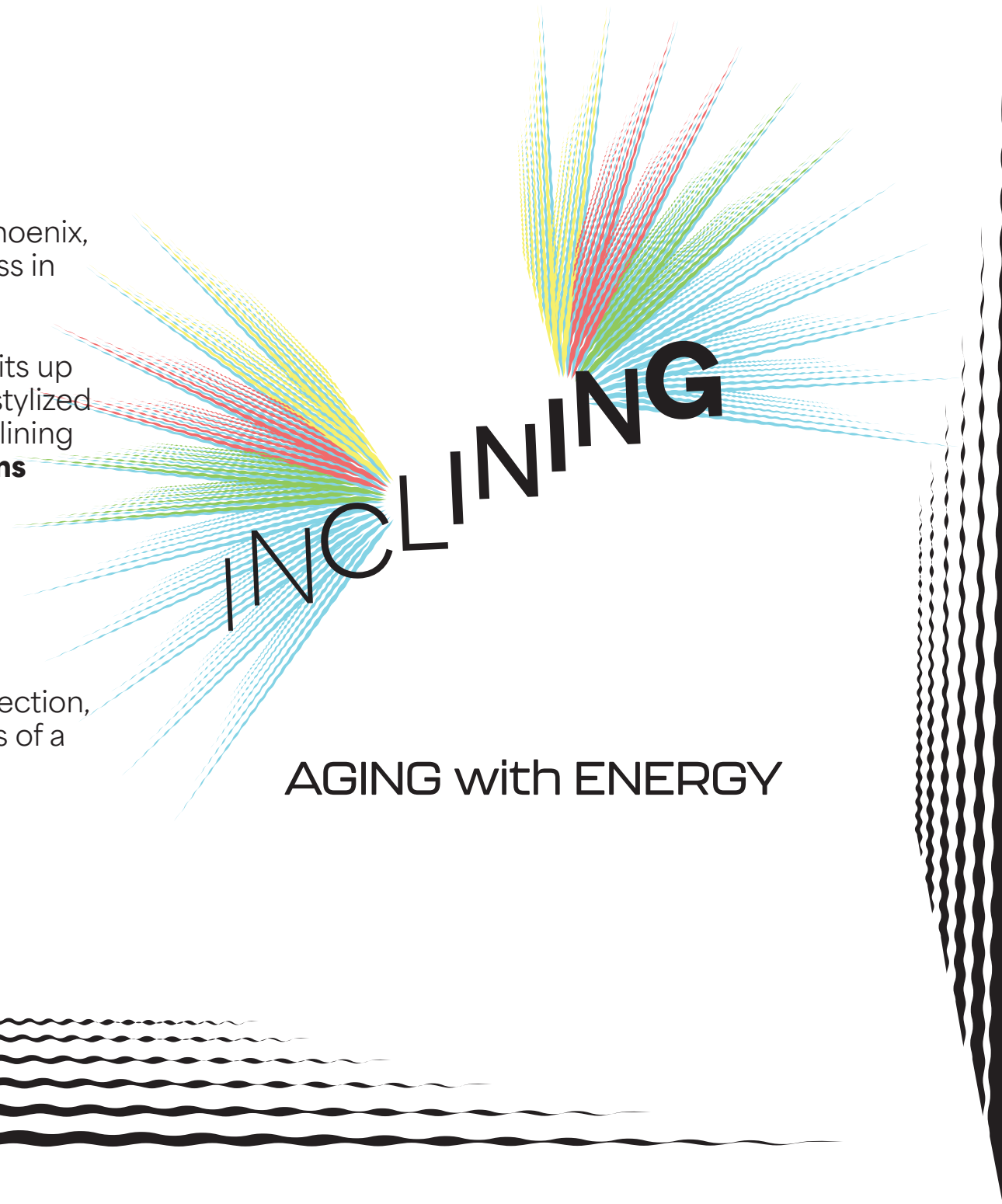
AGING with ENERGY

Naturally, we start with an idea of energy. The mythical phoenix, bird of renewal and rebirth, becomes a symbol of newness in the experience of aging.

Area Normal, for its crisp, contemporary athleticism, and its up arrow **G**, is our Headline and Body font. It may appear in stylized form, further emphasizing the thematic metaphors of inclining and energy. Its high x-height and its **variety of bold options** make it suitable for older eyes.

Kallisto, our subtitle font, with its boxy curves, feels fresh, optimistic, futuristic, and evolved.

The *Streamer* motif is both a reference to the physical structures of the exhibition, and a descriptor of space, direction, and energy - rising, flowing, and changing from the wings of a bird to a bursting, radiant flower to the rays of the sun .



Project
INCLINING:
Aging with
Energy

Client



December 13 2024

Designer
**Honey
Jernquist**

Typography

AA BB CC DD EE FF GG HH II JJ KK LL MM NN OO PP QQ RR SS TT UU VV WW XX YY ZZ
Aa Bb Cc Dd Ee Ff Gg Hh Ii Jj Kk Ll Mm Nn Oo Pp Qq Rr Ss Tt Uu Vv Ww Xx Yy Zz

Area Normal Regular

AA BB CC DD EE FF GG HH II JJ KK LL MM NN OO PP QQ RR SS TT UU VV WW XX YY ZZ
Aa Bb Cc Dd Ee Ff Gg Hh Ii Jj Kk Ll Mm Nn Oo Pp Qq Rr Ss Tt Uu Vv Ww Xx Yy Zz

Area Normal Bold

AA BB CC DD EE FF GG HH II JJ KK LL MM NN OO PP QQ RR SS TT UU VV WW XX YY ZZ
Aa Bb Cc Dd Ee Ff Gg Hh Ii Jj Kk Ll Mm Nn Oo Pp Qq Rr Ss Tt Uu Vv Ww Xx Yy Zz

Area Normal Regular Italic

AA BB CC DD EE FF GG HH II JJ KK LL MM NN OO PP QQ RR SS TT UU VV WW XX YY ZZ
Aa Bb Cc Dd Ee Ff Gg Hh Ii Jj Kk Ll Mm Nn Oo Pp Qq Rr Ss Tt Uu Vv Ww Xx Yy Zz

Area Normal Black

AA BB CC DD EE FF GG HH II JJ KK LL MM NN OO PP QQ RR SS TT UU VV WW XX YY ZZ
Aa Bb Cc Dd Ee Ff Gg Hh Ii Jj Kk Ll Mm Nn Oo Pp Qq Rr Ss Tt Uu Vv Ww Xx Yy Zz

Kallisto Medium

Project
INCLINING:
Aging with
Energy

Client



December 13 2024

Designer
**Honey
Jernquist**

Graphic Look, Color, and Inspiration

This is a ***FUN-HOUSE***, after all.

A fun-house is a mixed up mash-up: delighting and surprising by a clash of disparate elements and colors, a stretching of proportions and sensibilities, and an innate incongruity.

Colors will be experience-zone based, and grounded in a straightforward palette that the visitor is always wandering away from. Signage will be minimal beyond the “Welcome” area, with suggestive interjections for reflection and humor on aging.

Other fonts may be used for their bold look and brash difference.

Including:

Neuzon

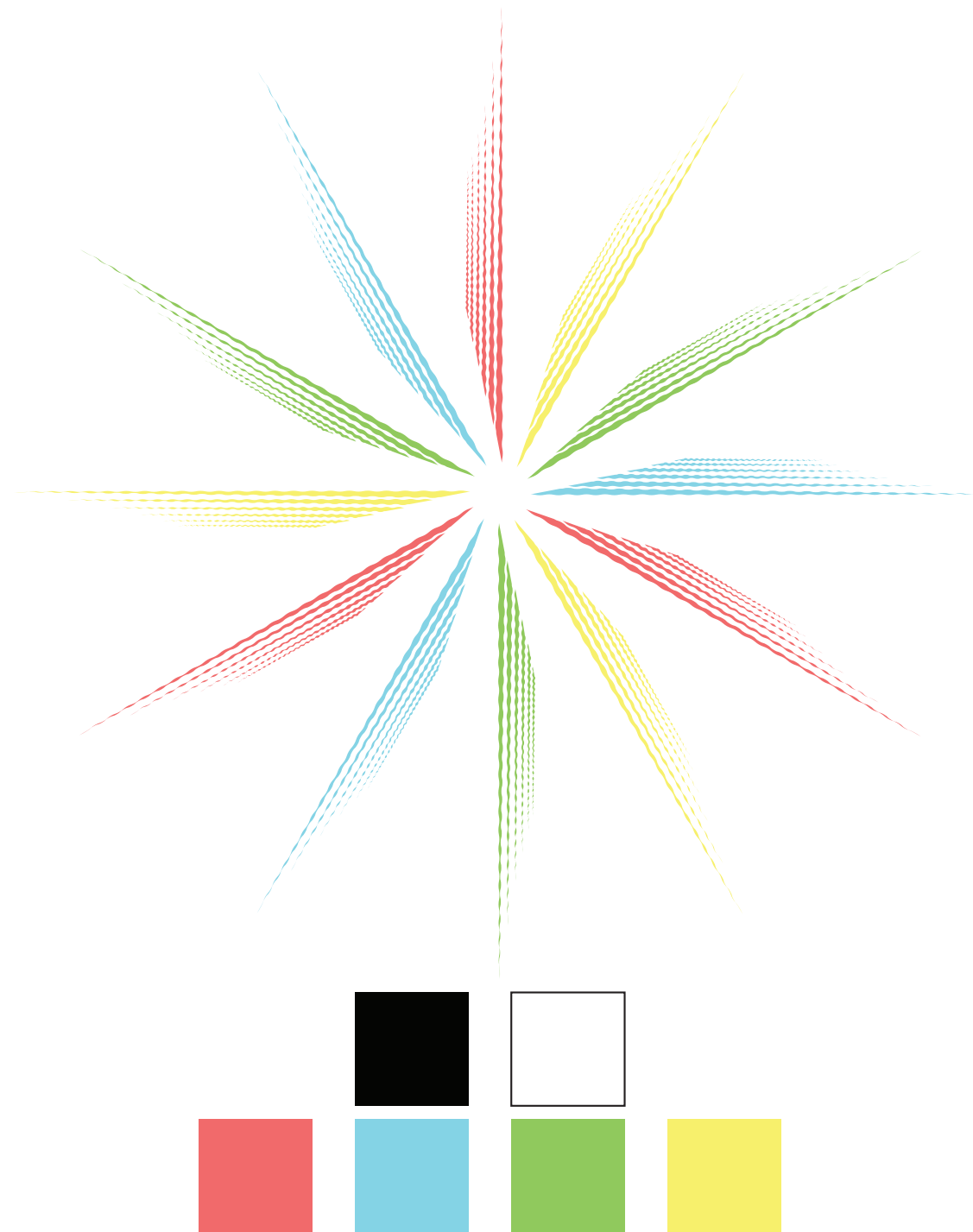
Ab Bb Cc Dd Ee

Trilby

Aa Bb Cc Dd Ee

Poppins

Aa Bb Cc Dd Ee



Project
INCLINING:
Aging with
Energy

Client

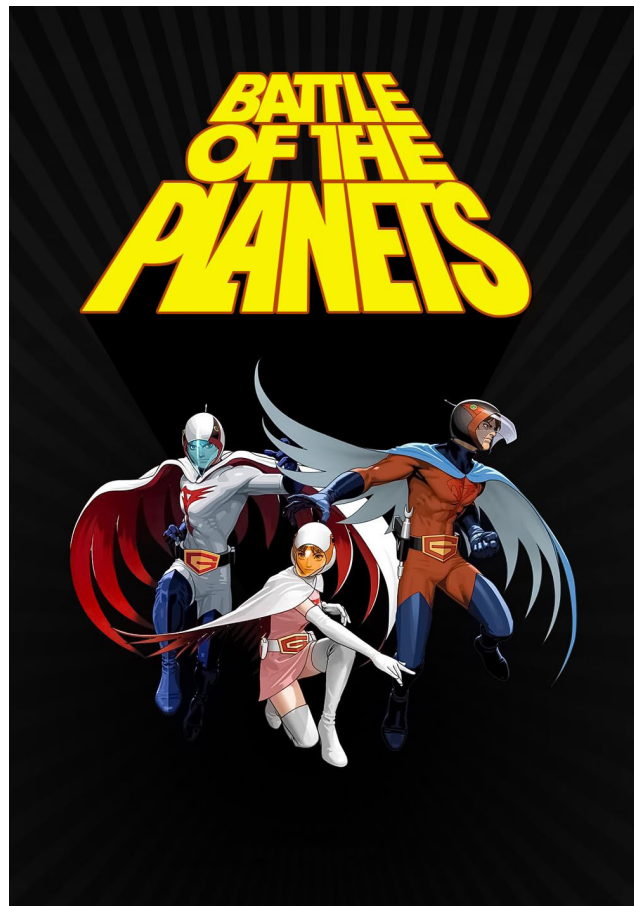
AARPSM

December 13 2024

Designer
**Honey
Jernquist**

GRAPHIC LOOK AND FEEL – Reference Imagery

Cartoons of the 1960s and 1970s,
target audience favorites.



Drawing Number:

EX.5.05

Project
INCLINING:
Aging with
Energy

Client



December 13 2024

Designer
**Honey
Jernquist**

GRAPHIC LOOK AND FEEL – Reference Imagery


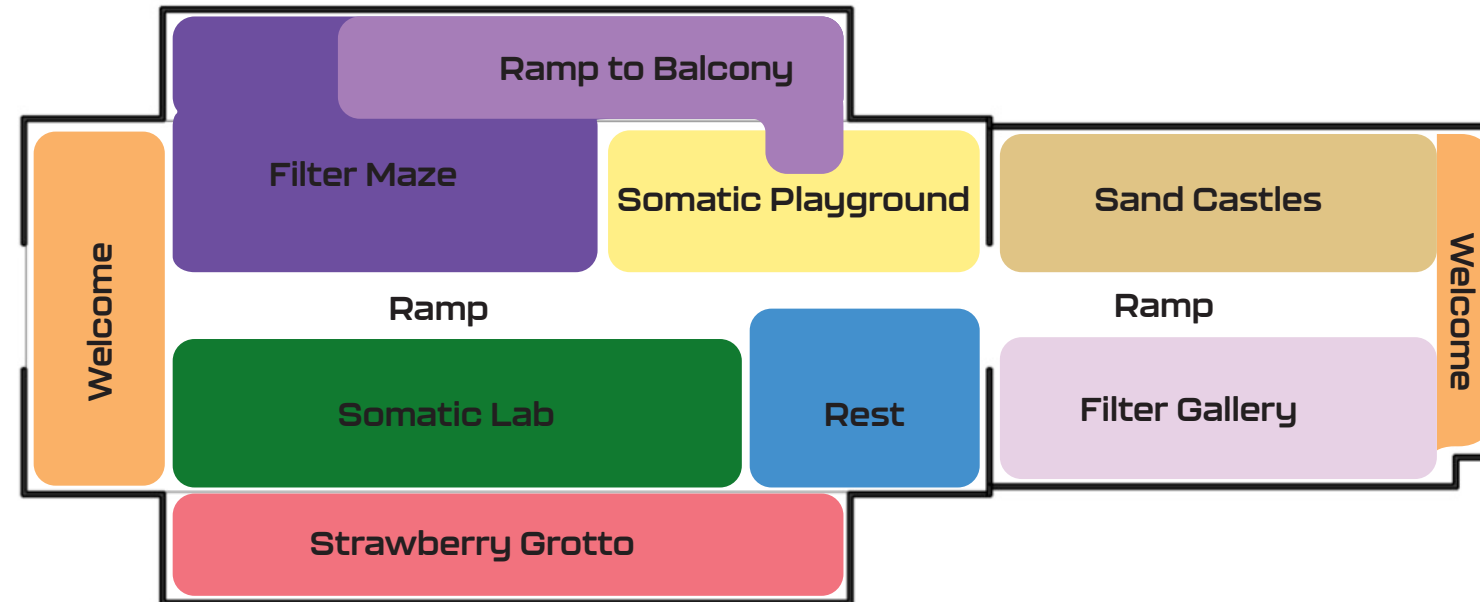

Color and Texture Inspiration Map

Drawing Number:

EX.5.06

Project
INCLINING:
Aging with
Energy

Client





December 13 2024

Designer
**Honey
Jernquist**

VISUAL IDENTITY SYSTEM

Brand Logo and Ray Motif,
color is situational and not
designated.



Drawing Number:

EX.5.07

Project
INCLINING:
Aging with
Energy

Client



December 13 2024

Designer
**Honey
Jernquist**

BRANDED COLLATERAL

Drawing Number:

EX.5.08

Project
INCLINING:
Aging with
Energy

Client



December 13 2024

Designer
**Honey
Jernquist**


"WELCOME" GRAPHICS

Drawing Number:

EX.5.09

Project
INCLINING:
Aging with
Energy

Client



1

Graphic Family

December 13 2024

Designer
**Honey
Jernquist**

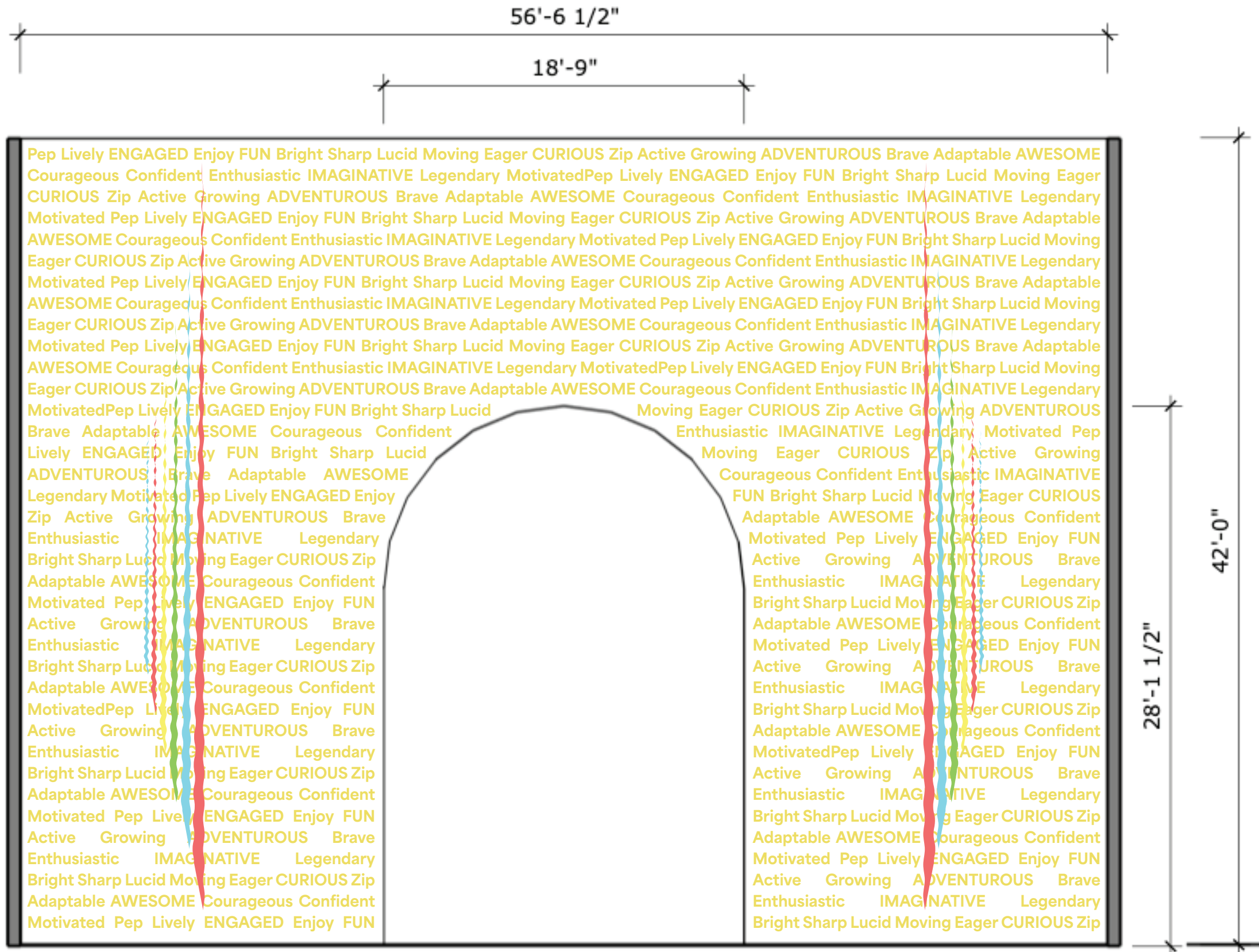
GRAPHIC DETAIL : "WELCOME" WORD WALL

Drawing Number:

EX.5.10

Project
INCLINING:
Aging with
Energy

Client



1 A.01.GR01
Scale 3/8" = 1'

December 13 2024

Designer
**Honey
Jernquist**

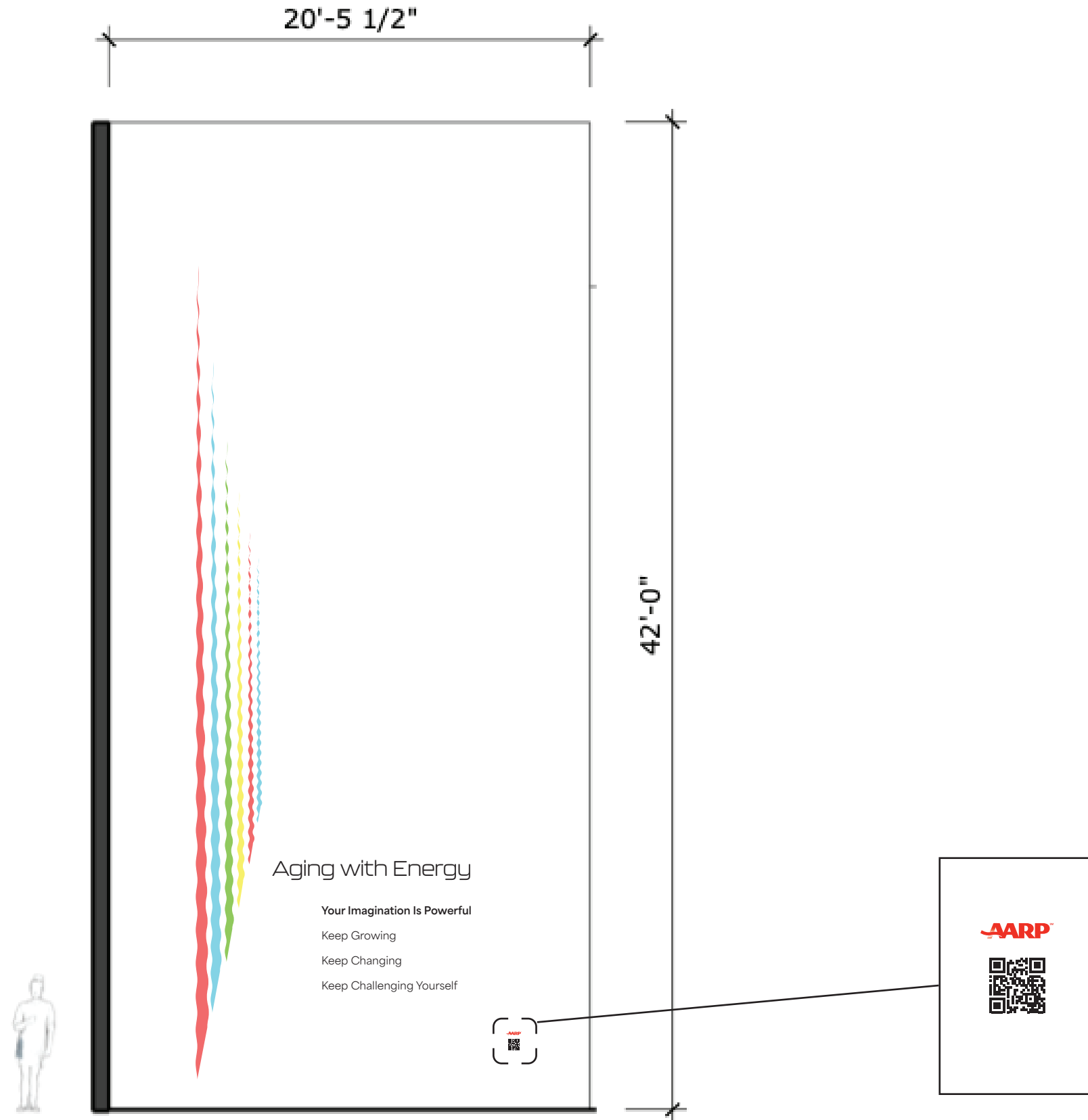
GRAPHIC DETAIL : "WELCOME" VISION WALLS

Drawing Number:

EX.5.11

Project
INCLINING:
Aging with
Energy

Client



1 A.02.GR01
Scale 3/8" = 1'

December 13 2024

Designer
**Honey
Jernquist**


GRAPHIC DETAIL - "WELCOME" VISION WALLS

Drawing Number:

EX.5.12

Project
INCLINING:
Aging with
Energy

Client



December 13 2024

1 A.02.GR02
Scale 3/8" = 1"

Designer
**Honey
Jernquist**

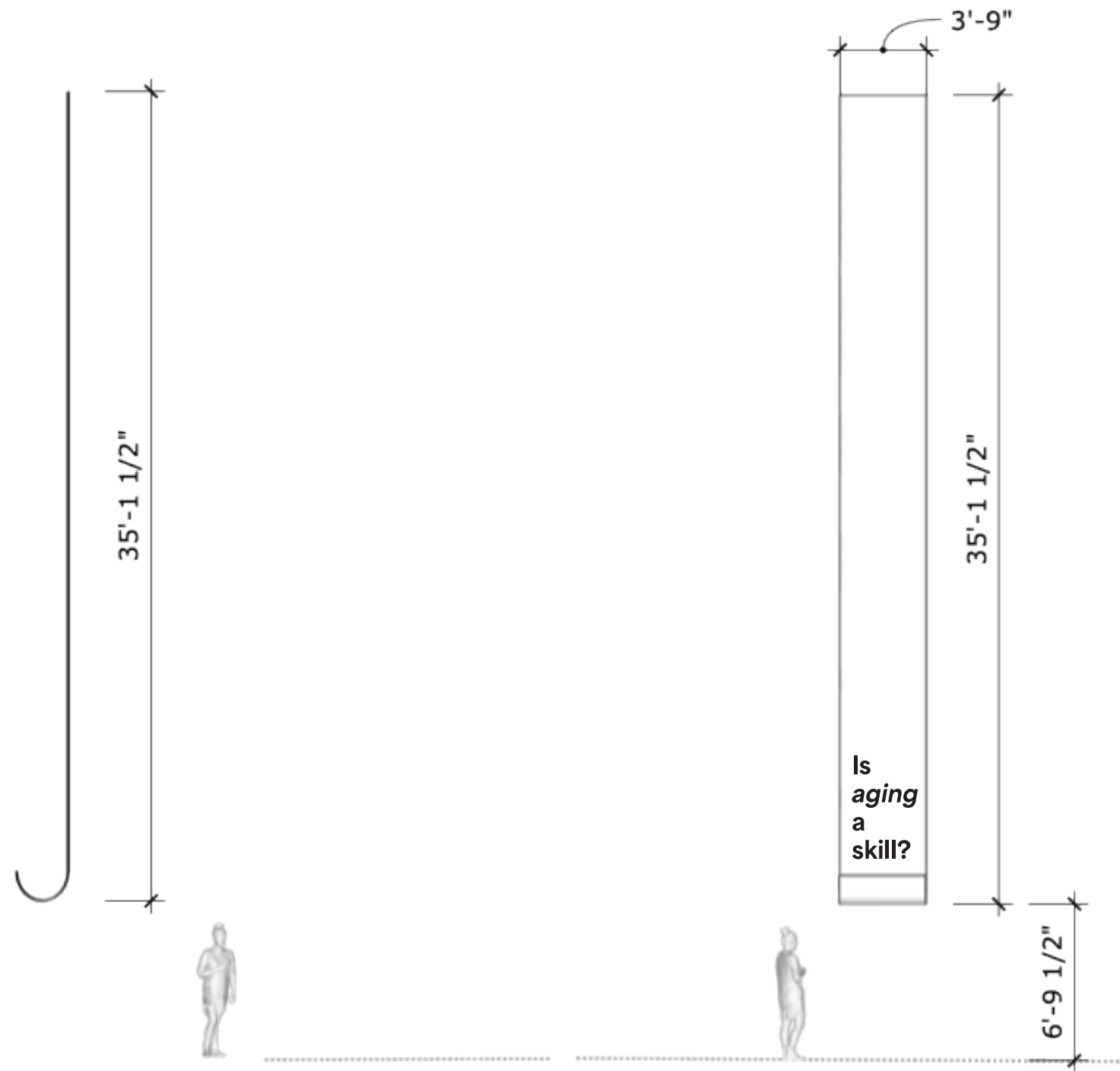
GRAPHIC DETAIL : HANGING BANNER

Drawing Number:

EX.5.13

Project
INCLINING:
Aging with
Energy

Client



A.03.GR01

1

Scale 3/8" = 1"

December 13 2024

Designer
**Honey
Jernquist**

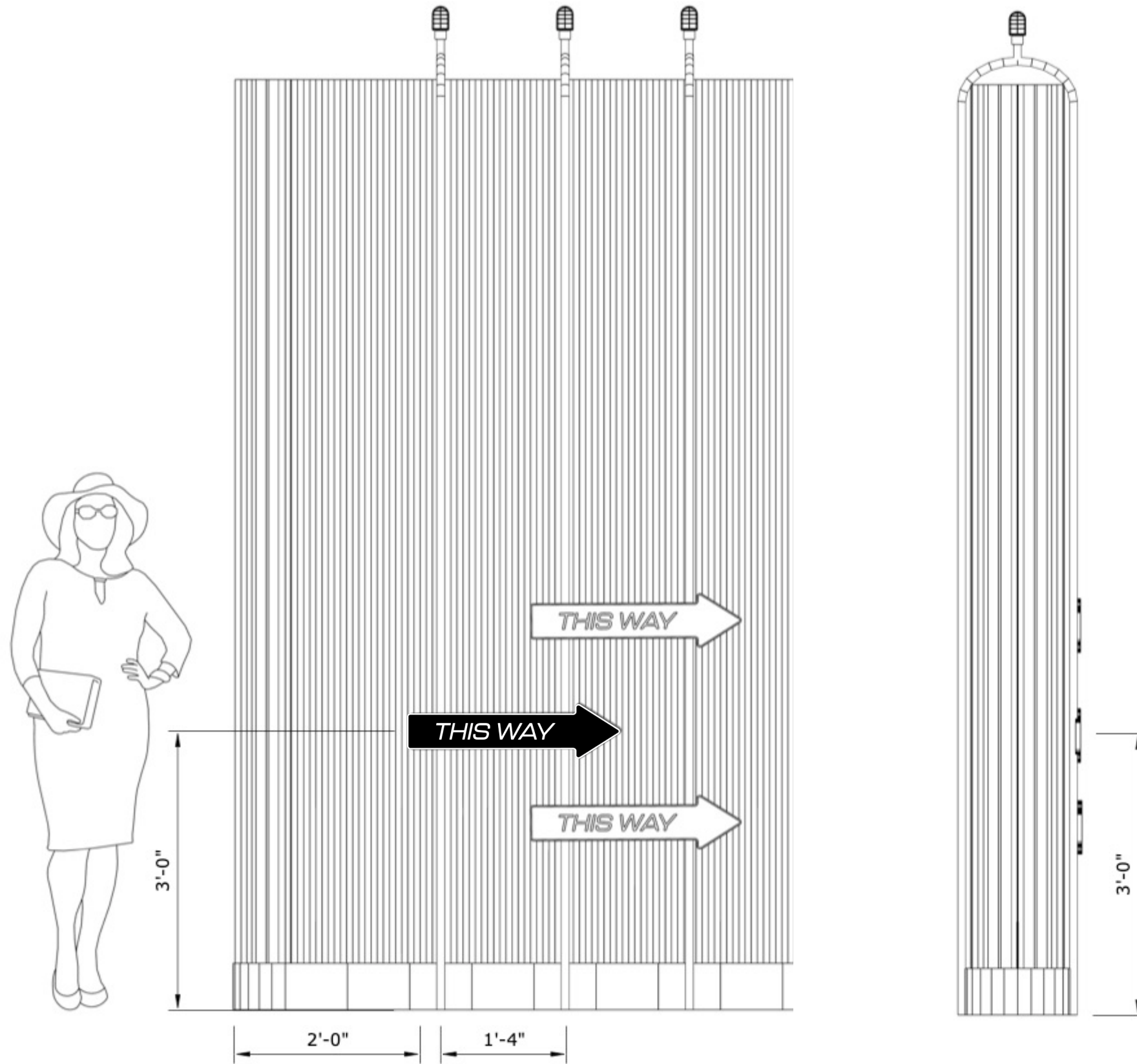
GRAPHIC DETAIL : "THIS WAY"

Drawing Number:

EX.5.14

Project
INCLINING:
Aging with
Energy

Client



1 A.04.GR0x
Scale 3/4" = 1'

December 13 2024

Designer
**Honey
Jernquist**


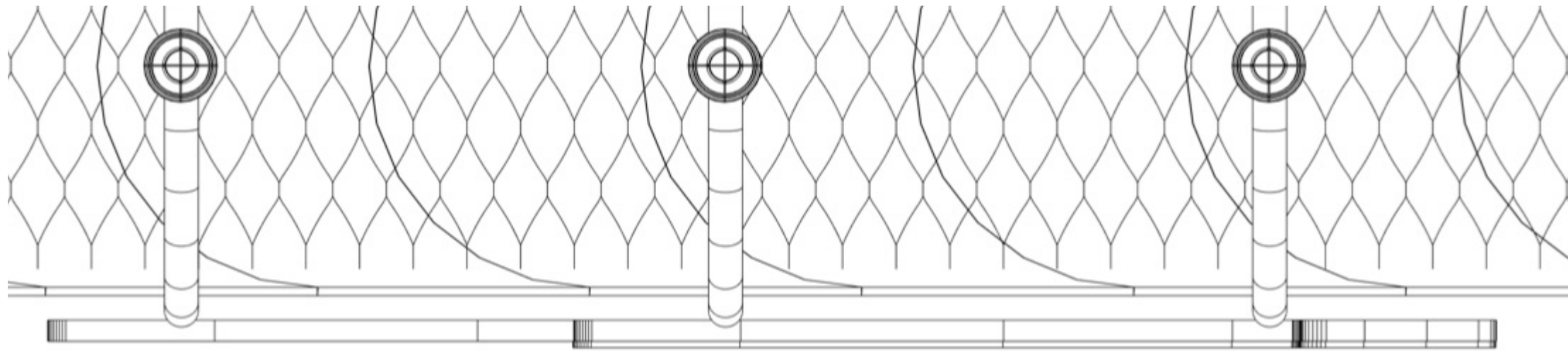
GRAPHIC DETAIL : "THIS WAY"

Drawing Number:

EX.5.15

Project
INCLINING:
Aging with
Energy

Client



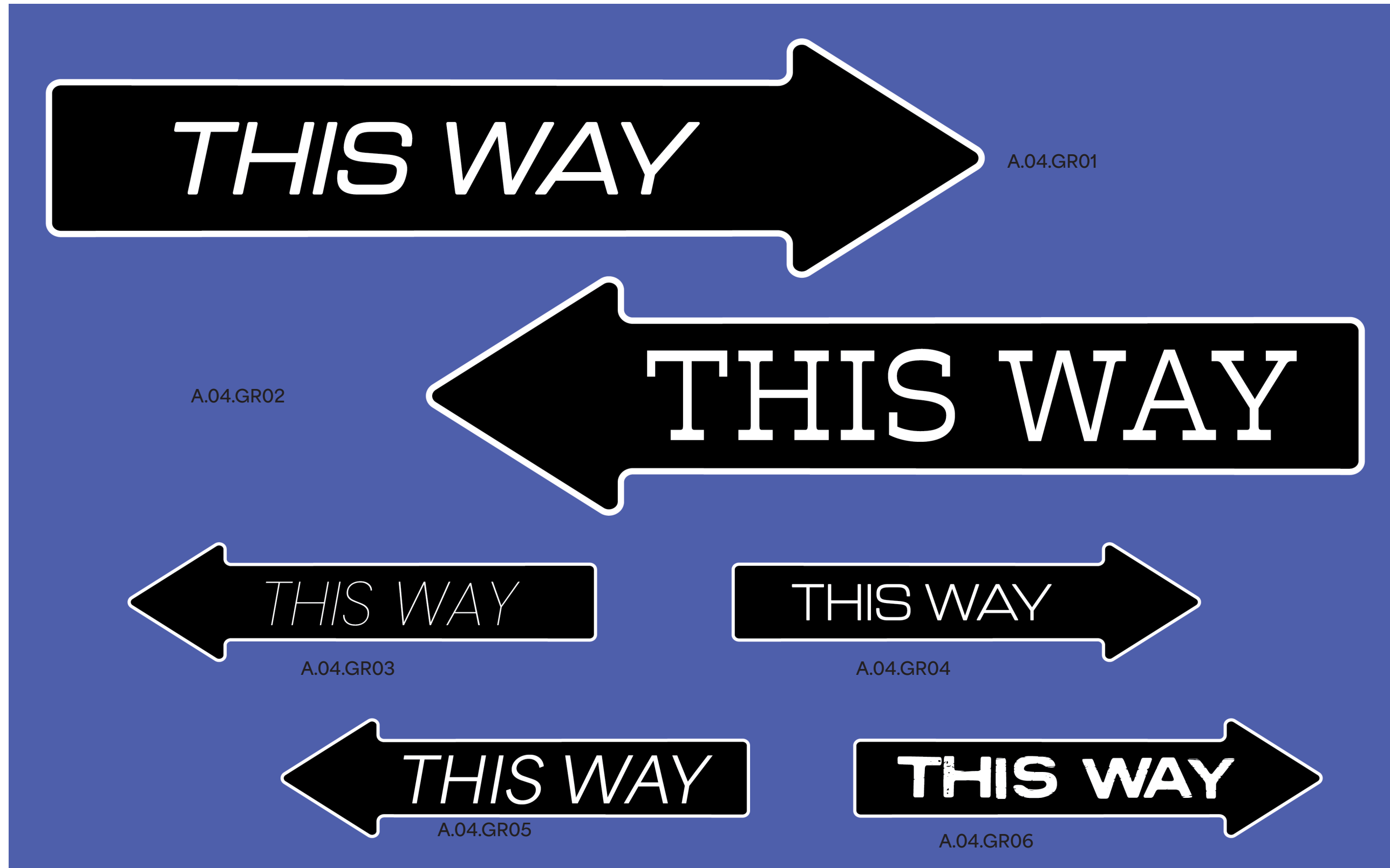
1 A.04.GR0x
Scale 3/4" = 1'

December 13 2024

Designer
**Honey
Jernquist**

Project
INCLINING:
Aging with
Energy

Client



1 A.04.GR0x
NOT TO SCALE



December 13 2024

Designer
**Honey
Jernquist**

FLOOR GRAPHIC CONCEPT

Drawing Number:

EX.5.17



Project
INCLINING:
Aging with
Energy

Client



December 13 2024

Designer
**Honey
Jernquist**

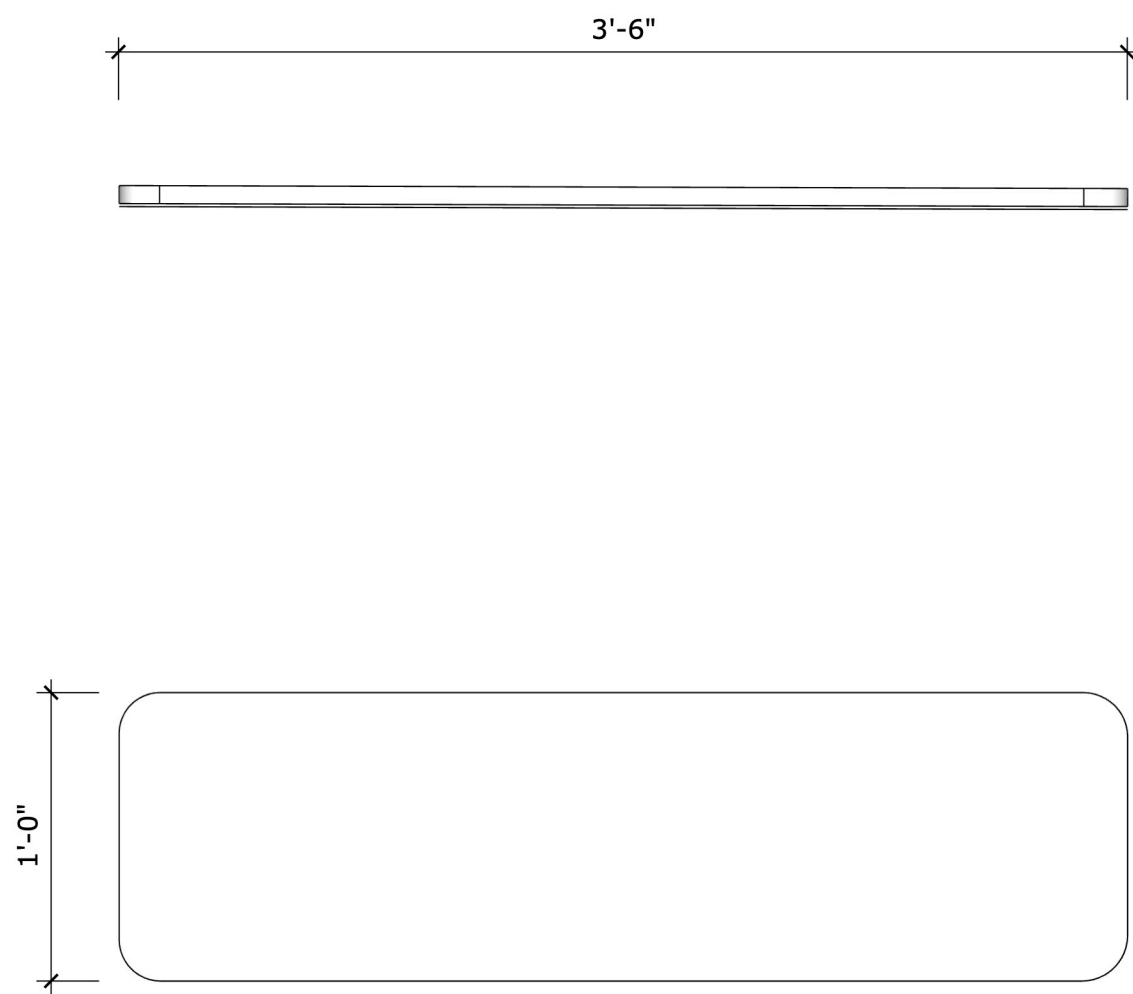
GRAPHIC DETAIL: SOMATIC LAB STATION

Drawing Number:

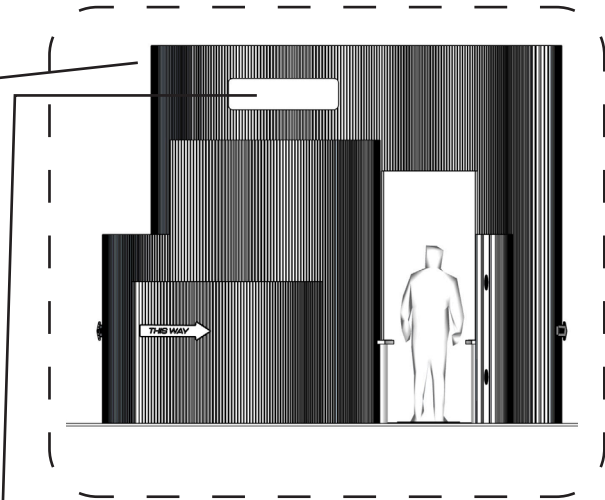
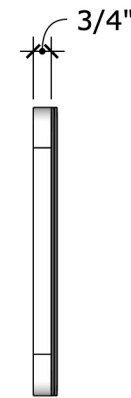
EX.5.18

Project
INCLINING:
Aging with
Energy

Client



1
EX.6.04



1

C.03.GR01

Scale 1 1/2" = 1'

December 13 2024

Designer
**Honey
Jernquist**

STRAWBERRY GROTTO : Art and Concept Script

Drawing Number:

EX.5.19

Project
INCLINING:
Aging with
Energy

Client



Do you like
Fruit Veg
YES

Do you like
Strawberry
Y N

Today did you eat
Strawberry
Y N

YUM
So tasty
EAT MORE

You didn't even try
Strawberry???

Rude

So rude

Strawberry
Duh
So good for you

EAT EAT EAT
Fruit and Veg
Time is now!
Always NOW!

What's wrong with fruit
YUCKY UGLY

What's wrong with veg
YUCKY UGLY

So very rude

Do you like
Broccoli
Y N

One serving
8 Strawberries



Eating More Fruit and Veg
is
NUMBER ONE
for
Better Health
Need more flavor? ---> **AARP**


Dialogue is between a visitor and
a sassy, cheeky strawberry.

December 13 2024

1

B.01.AV01

Designer
**Honey
Jernquist**

CONCEPT ADVERTISEMENTS

Drawing Number:

EX.5.20

Project
INCLINING:
Aging with
Energy

Client



December 13 2024

Designer
**Honey
Jernquist**

CONCEPT DETAILS

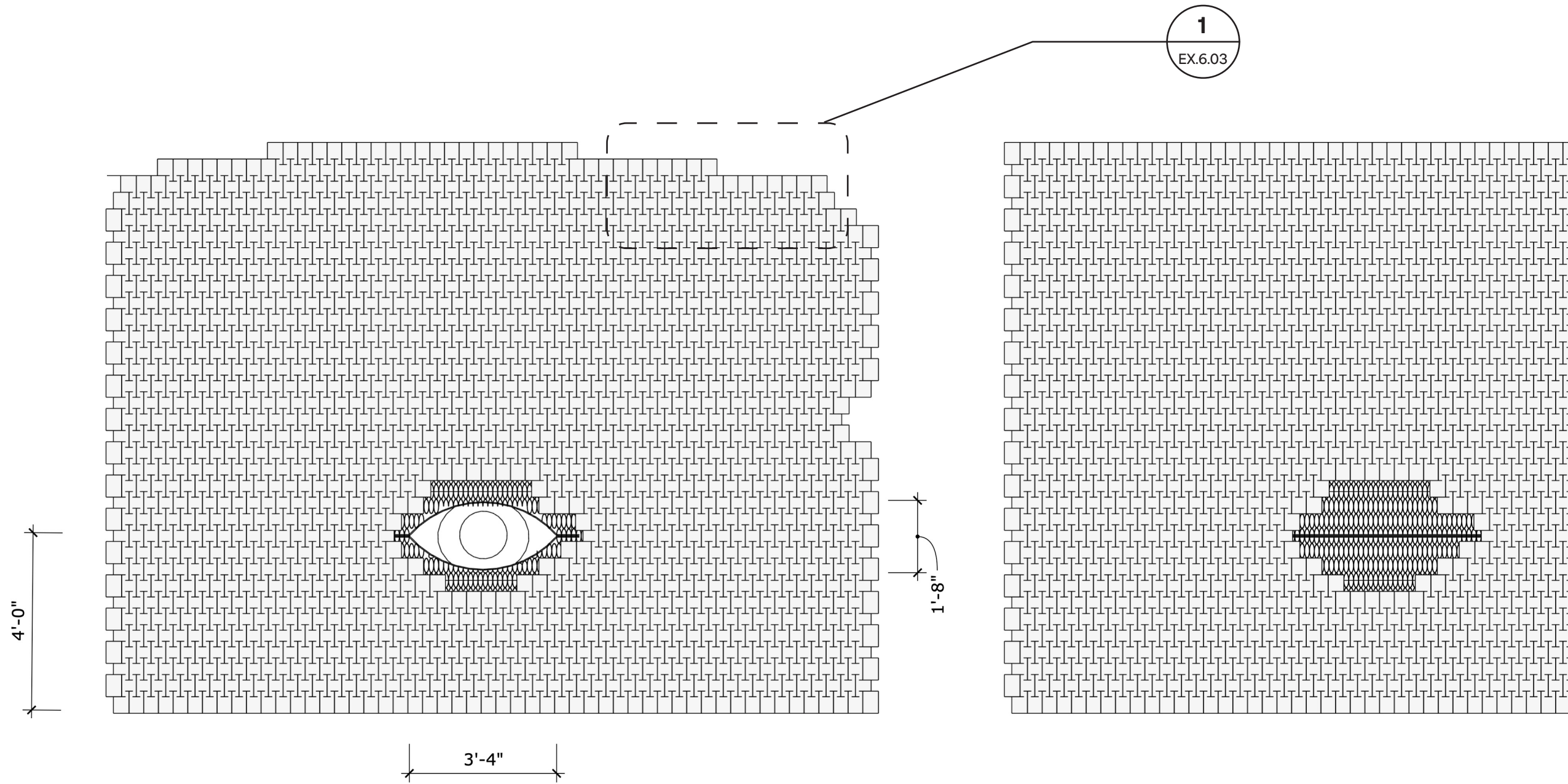
STRAWBERRY GROTTO OCULUS

Drawing Number:

EX.6.01

Project
INCLINING:
Aging with
Energy

Client



B.01.AV01 Front Elevation

Scale 3/8" = 1'

December 13 2024

Designer
**Honey
Jernquist**

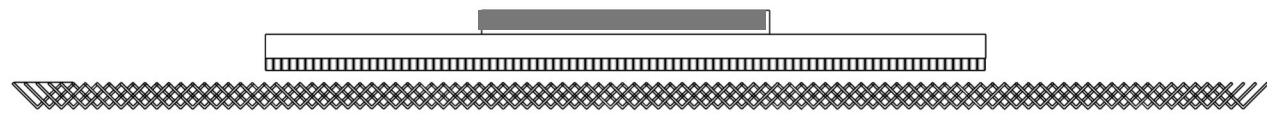
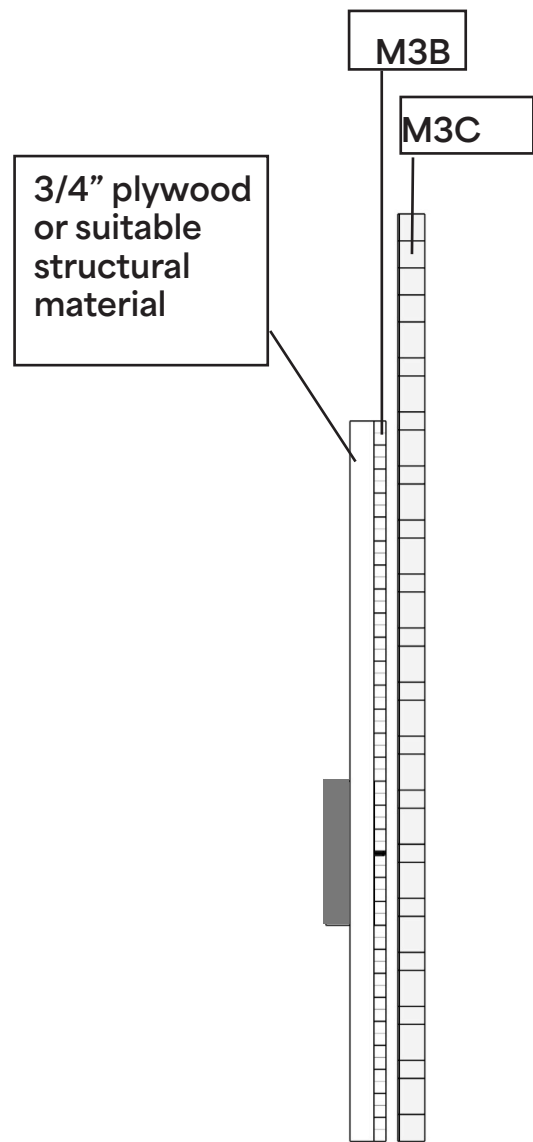
STRAWBERRY GROTTO OCULUS

Drawing Number:

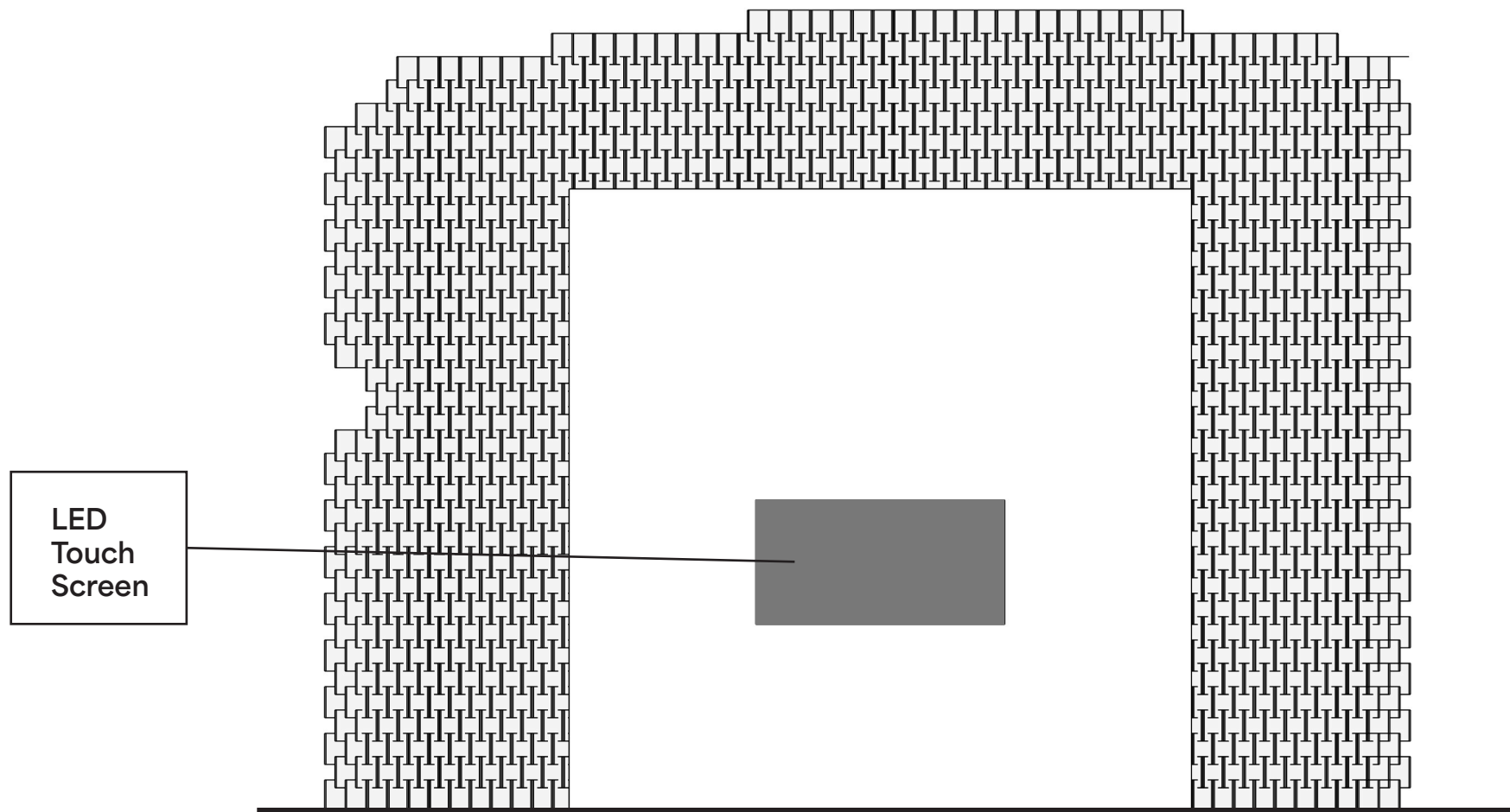
EX.6.02

Project
INCLINING:
Aging with
Energy

Client



2 B.01.AV01 Plan
Scale 3/8" = 1'



3 B.01.AV01 Back Elevation
Scale 3/8" = 1'

1 B.01.AV01 Side Elevation
Scale 3/8" = 1'

December 13 2024

Designer
**Honey
Jernquist**

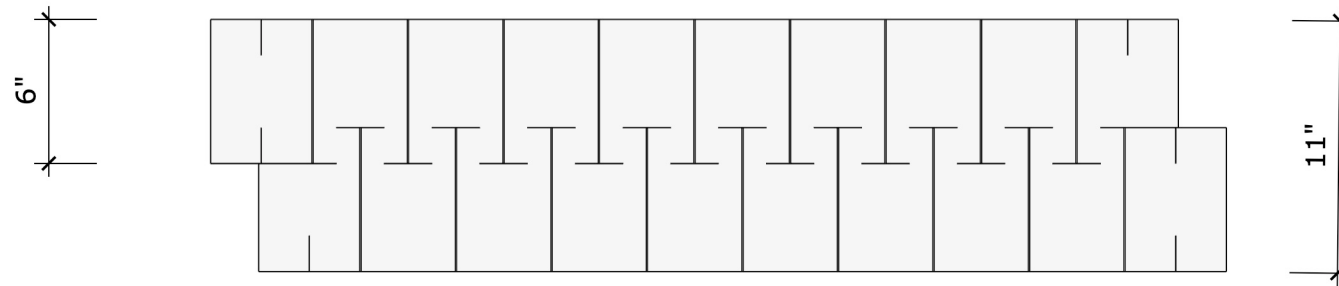
STRAWBERRY GROTTO OCULUS

Drawing Number:

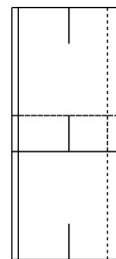
EX.6.03

Project
INCLINING:
Aging with
Energy


Client



1 B.01.AV01 Side Elevation
Scale 1 1/2" = 1'



2 B.01.AV01 Plan
Scale 1 1/2" = 1'



3 B.01.AV01 Back Elevation
Scale 1 1/2" = 1'

December 13 2024

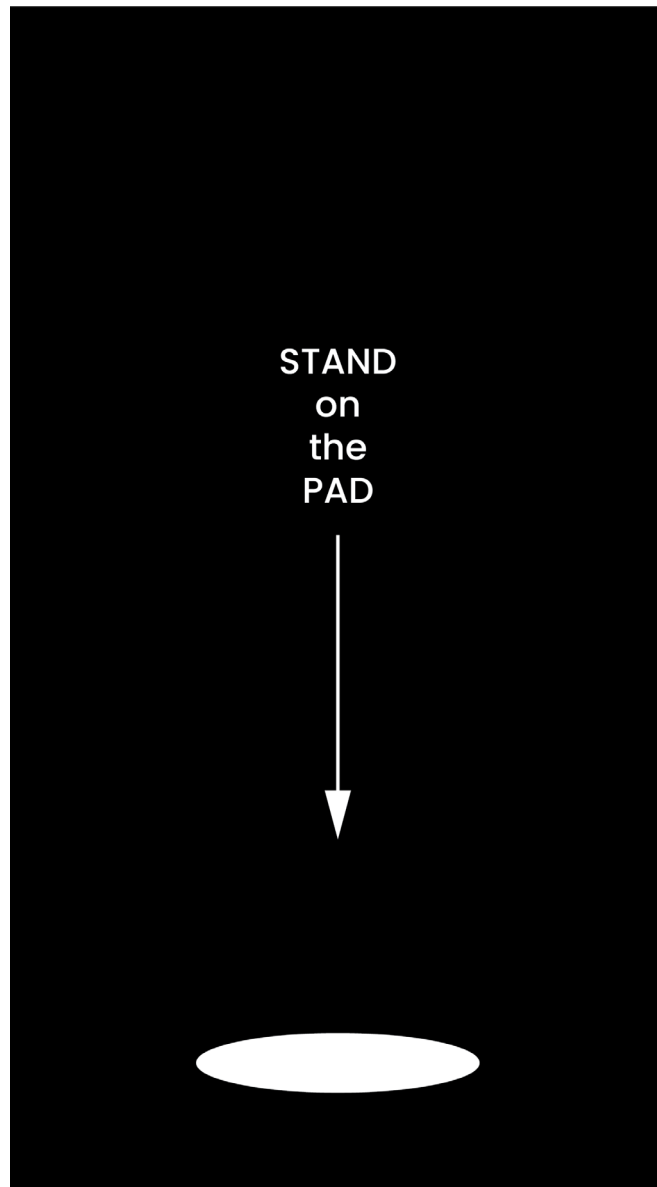
Designer
**Honey
Jernquist**

SOMATIC LAB STATION

See: In a niche space, a video screen with the prompt “Stand on the Pad”.
A floor pad/disk. Two arm rails, each with a red and green buttons.

Do: Standing on the pad activates a verbal sound script with visual titles, cuing visitors to expect subtle, relaxing motion and to press Green to start, Red to stop. The motion of the pad is variations on subtle twisting and rocking motions based on somatic shaking practices. A dynamic abstract video visualization plays with a white noise soundtrack. The duration is 90 seconds without use of Stop button.

Experience: A deeper connection to the body.



C.01.AV01-04

1

Drawing Number:

EX.6.04

Project
INCLINING:
Aging with
Energy

Client

AARPSM

December 13 2024

Designer
**Honey
Jernquist**

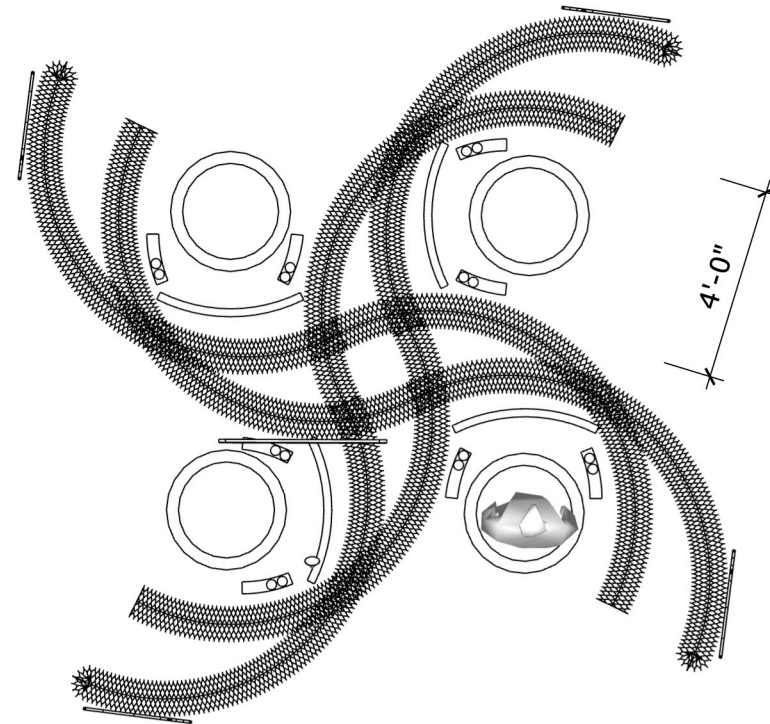
SOMATIC LAB STATION

Drawing Number:

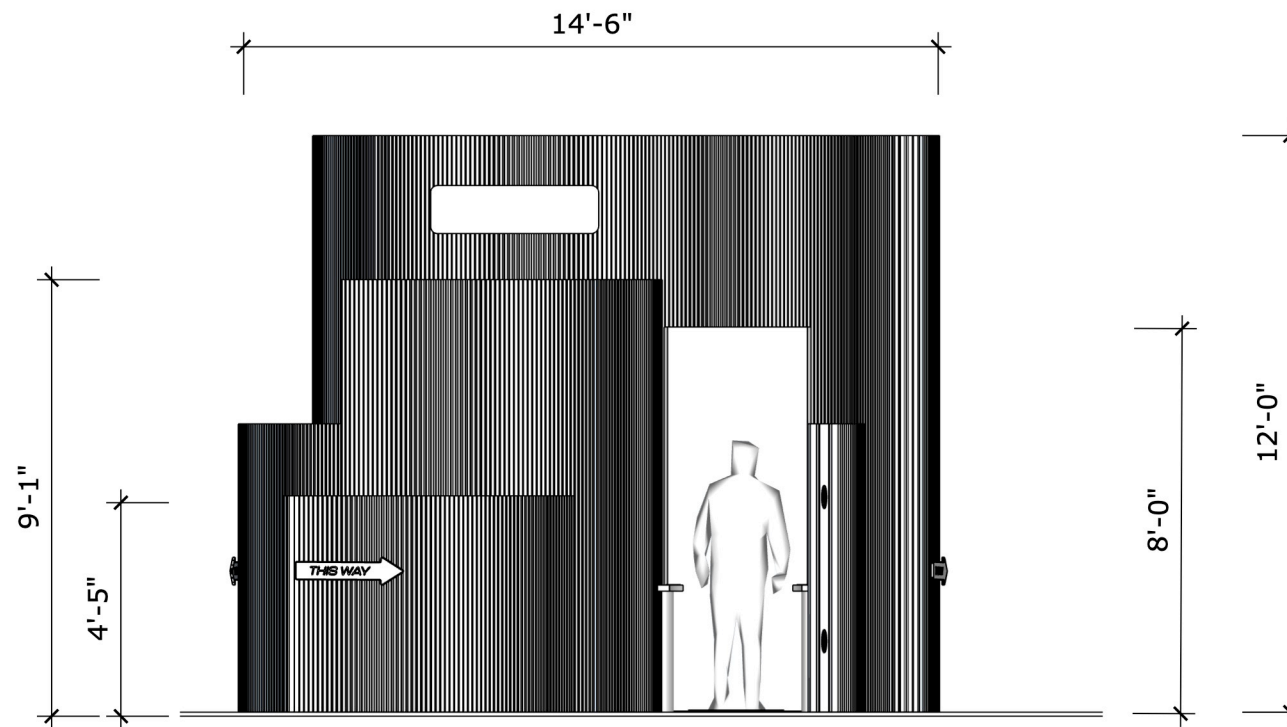
EX.6.05

Project
INCLINING:
Aging with
Energy

Client



1 Plan
Scale 1/4" = 1'



2 Elevation Front
Scale 1/4" = 1'

December 13 2024

Designer
**Honey
Jernquist**

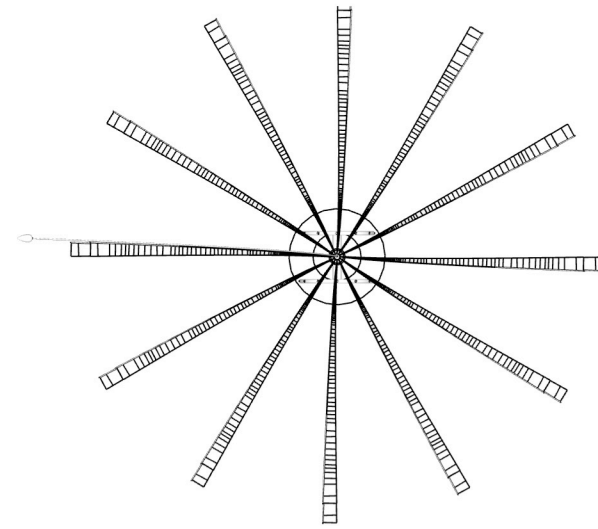
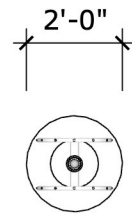
KINETIC TREE

Drawing Number:

EX.6.06

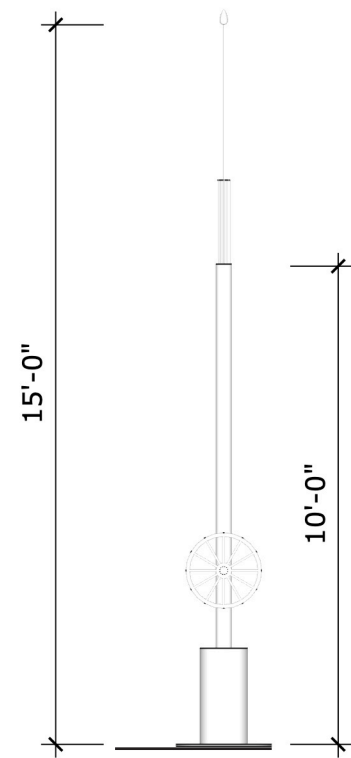
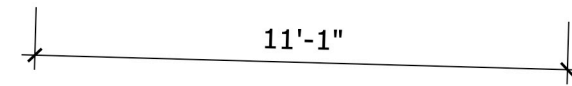
Project
INCLINING:
Aging with
Energy

Client

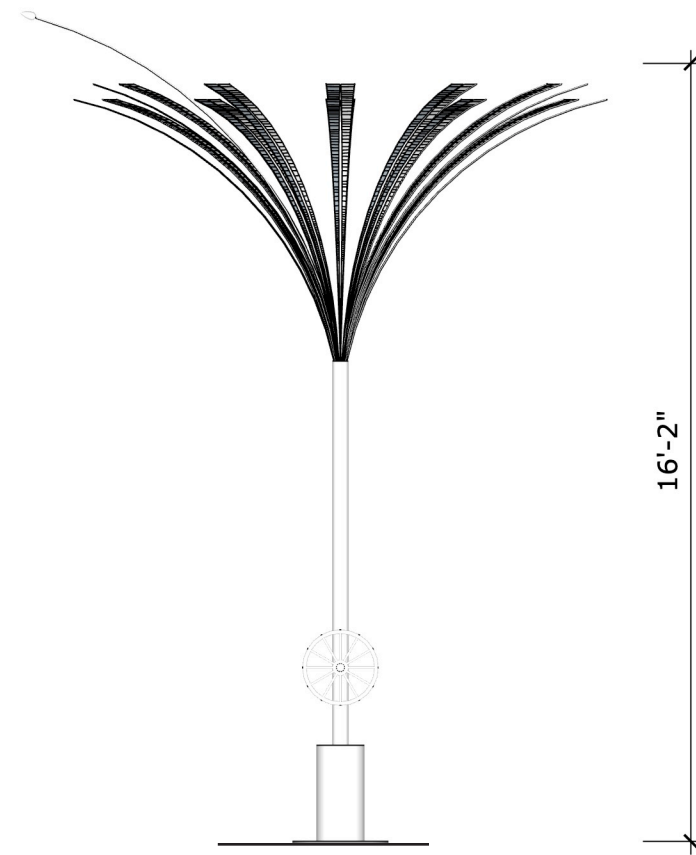


Visitor turns wheel, (interior of) tree spins, and due to centrifugal force and a counter weight, the central elements rise up and fan out.

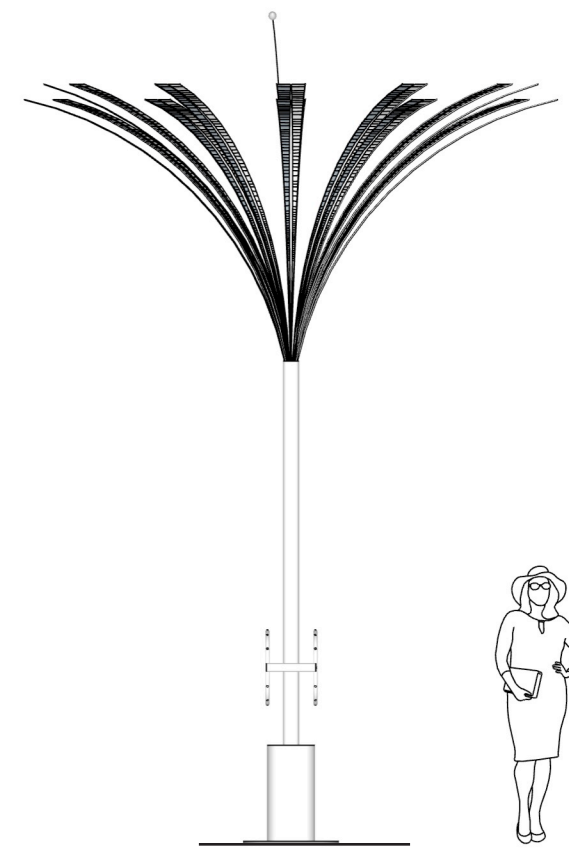
1 **Plan**
Scale 1/4" = 1'



2 **Elevation Closed**
Scale 1/4" = 1'



3 **Elevation Open - Front**
Scale 1/4" = 1'



4 **Elevation Open - Side**
Scale 1/4" = 1'

December 13 2024

Designer
**Honey
Jernquist**

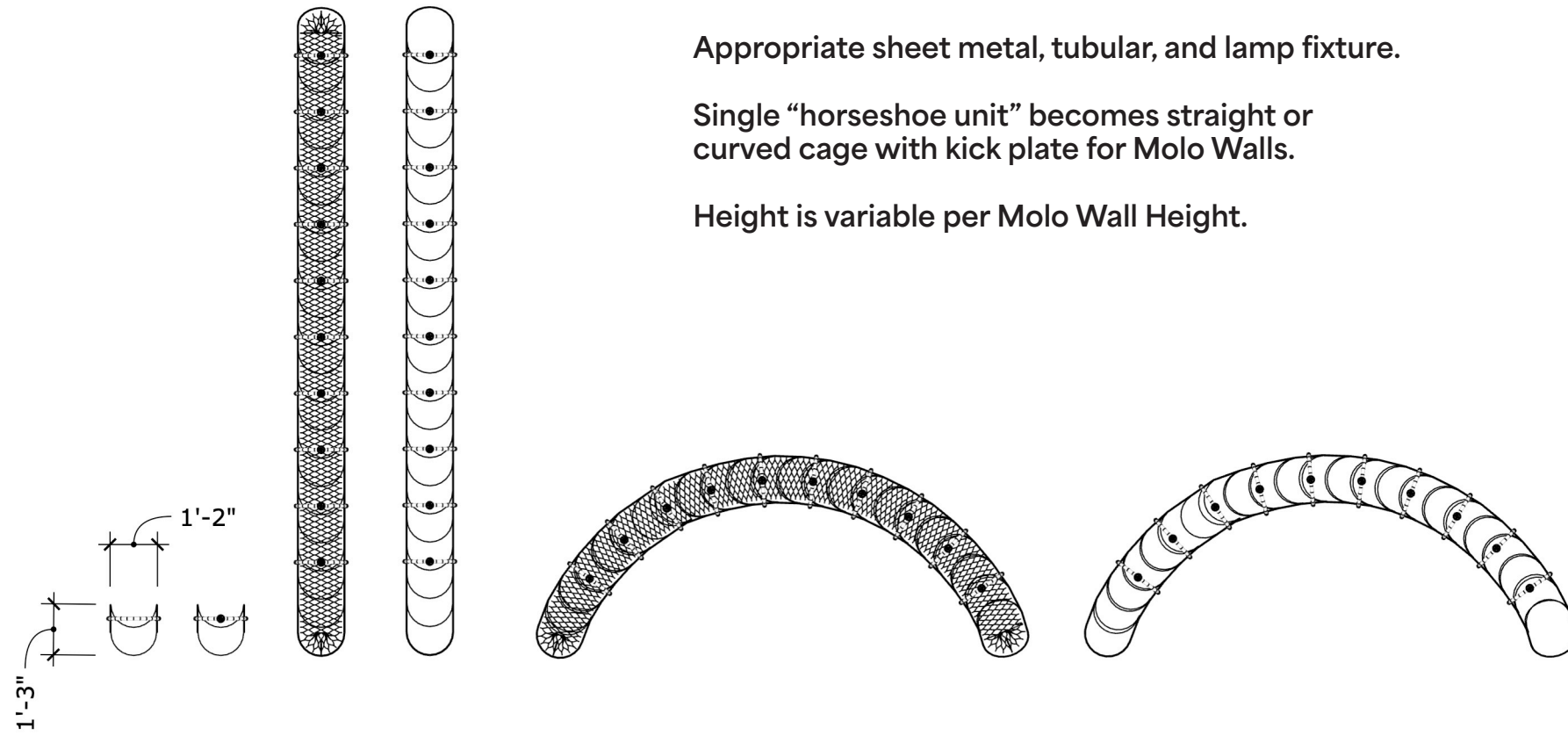
CONCEPT MOLO CAGE

Drawing Number:

EX.6.07

Project
INCLINING:
Aging with
Energy

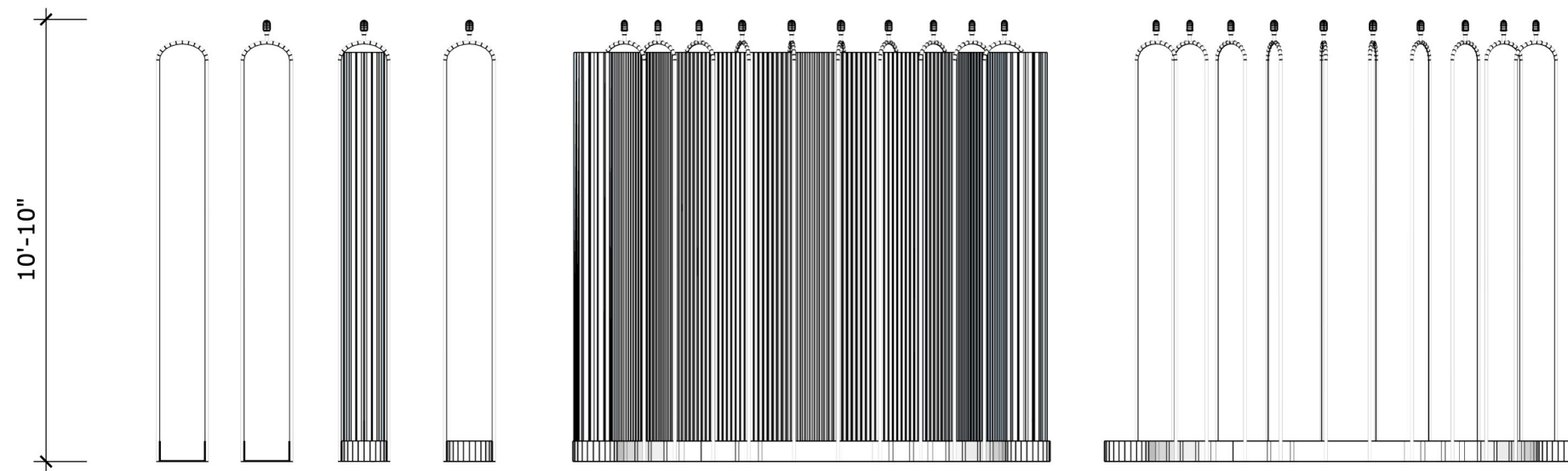
Client



Appropriate sheet metal, tubular, and lamp fixture.

Single "horseshoe unit" becomes straight or curved cage with kick plate for Molo Walls.

Height is variable per Molo Wall Height.



1 **CONCEPT MOLO CAGE**
Scale 1/4" = 1'

December 13 2024

Designer
**Honey
Jernquist**

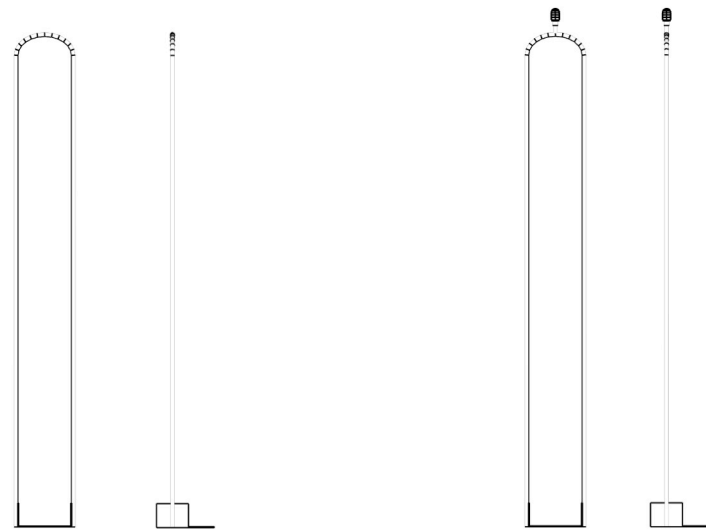
CONCEPT MOLO CAGE

Drawing Number:



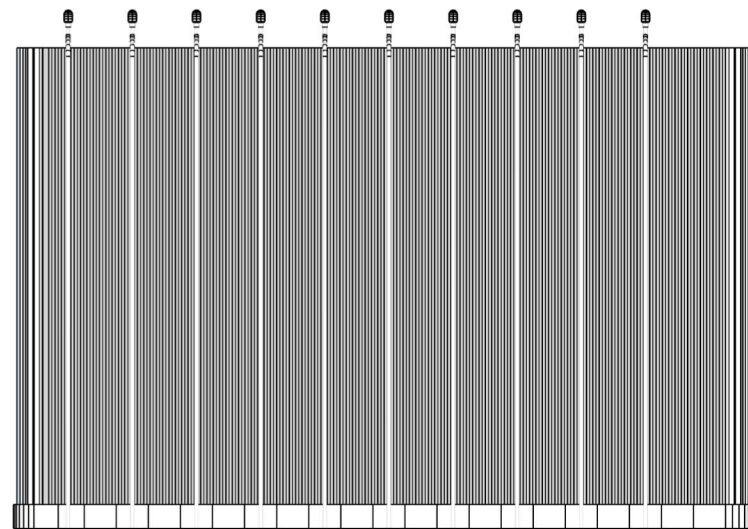
EX.6.08

Project
INCLINING:
Aging with
Energy

Client



1 Single Unit Front Elevations
Scale 1/4" = 1'


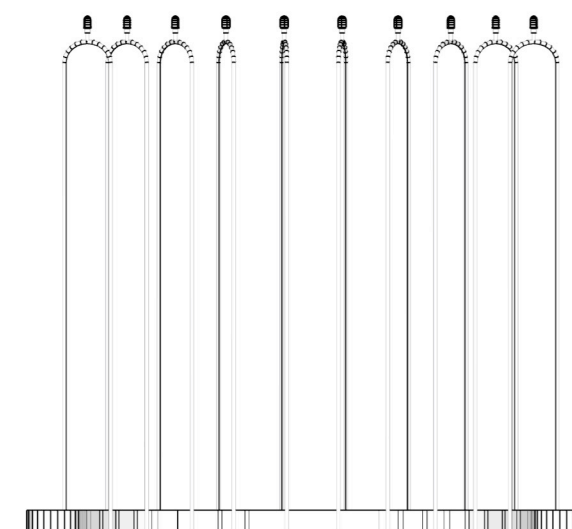
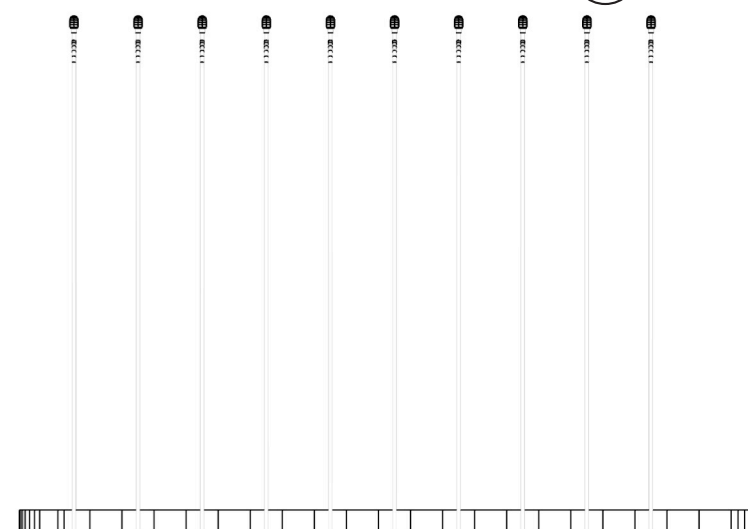


2 Straight Front Elevation with Molo
Scale 1/4" = 1'

3 Straight Front Elevation with Molo
Scale 1/4" = 1'

4 Curved Front Elevation with Molo
Scale 1/4" = 1'

5 Curved Side Elevation with Molo
Scale 1/4" = 1'



6 Straight Front Elevation
Scale 1/4" = 1'

7 Straight Front Elevation
Scale 1/4" = 1'

8 Curved Front Elevation
Scale 1/4" = 1'

9 Curved Side Elevation
Scale 1/4" = 1'

December 13 2024

Designer
**Honey
Jernquist**

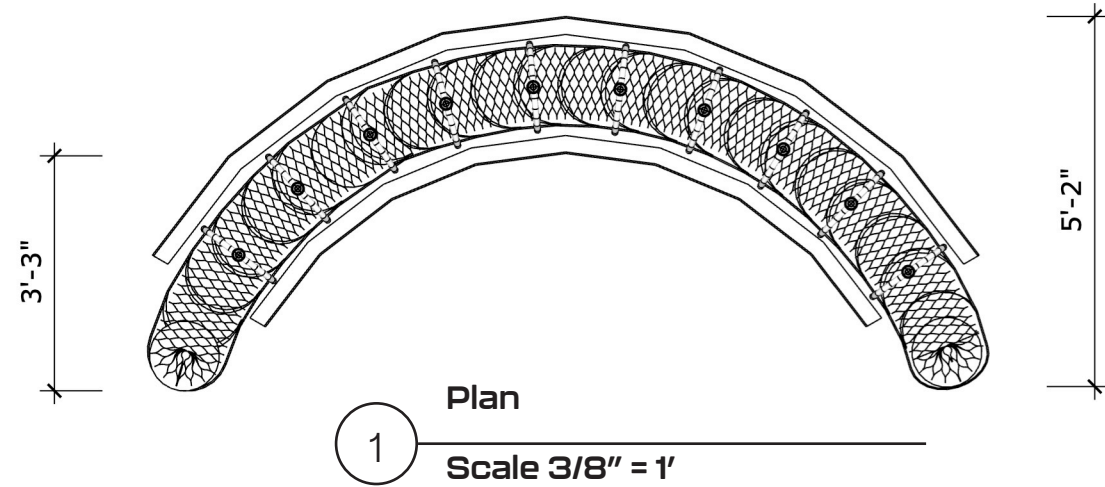
CONCEPT MOLO VIDEO WALL

Drawing Number:

EX.6.09

Project
INCLINING:
 Aging with
 Energy

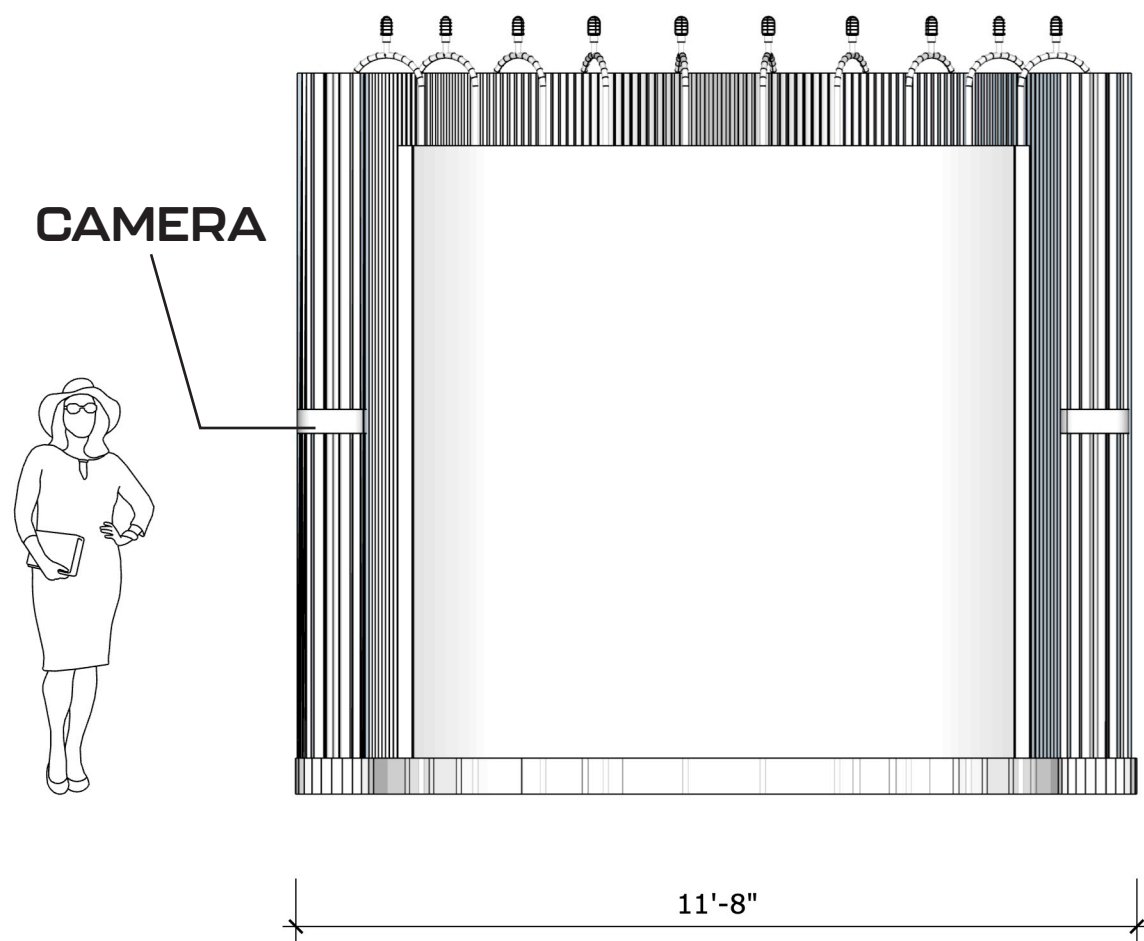
Client



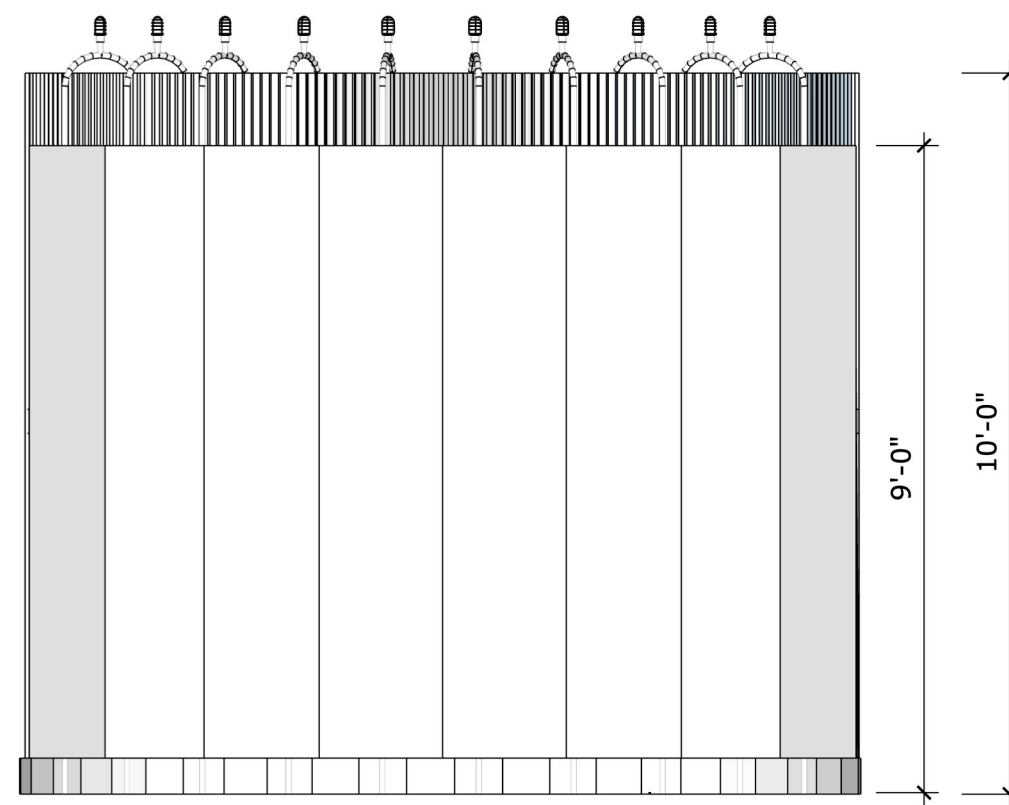
Concave and convex video screens.

Cameras mounted in ends.

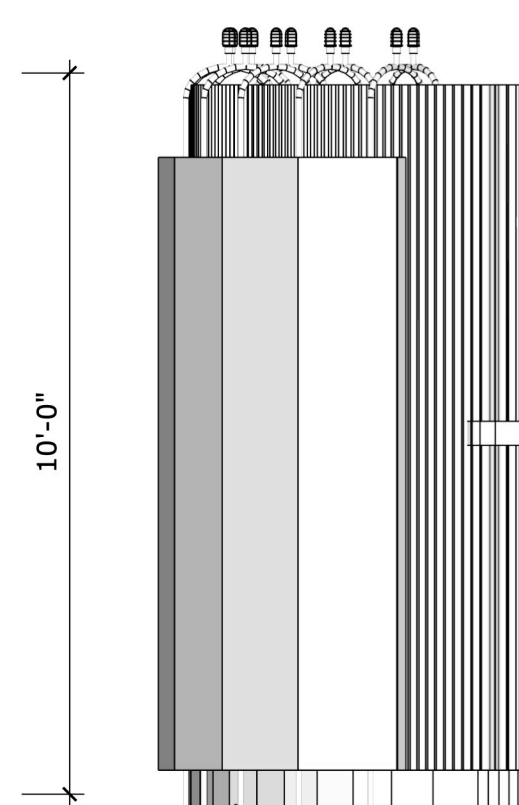
Purpose:
 Complex live and interactive video synthesis.



2
 Elevation Front
 Scale 3/8" = 1'



3
 Elevation Back
 Scale 3/8" = 1'



3
 Elevation Side
 Scale 3/8" = 1'

December 13 2024

Designer
**Honey
 Jernquist**

DOCENTS

Many docents will be necessary for this exhibition, including:

- Sand Castle Builders
- Strawberry Facilitators
- Practical, but performative Repair Crew

Drawing Number:

EX.6.10

Project
INCLINING:
Aging with
Energy

Client




December 13 2024

Designer
**Honey
Jernquist**

PROCESS and DEVELOPMENT

PROTOTYPING

Prototype for honeycomb wall oculus eye with sliding open/close mechanism, with prototype for video interactive with Irate Strawberry Mascot about easting fruits and vegetables.



Drawing Number:

EX.7.01

Project
INCLINING:
Aging with
Energy

Client









December 13 2024

Designer
**Honey
Jernquist**

MODELING

All modeling done with paper and bamboo which inspired exhibition material choices.



Drawing Number:

EX.7.02

Project
INCLINING:
Aging with
Energy

Client



December 13 2024

Designer
**Honey
Jernquist**

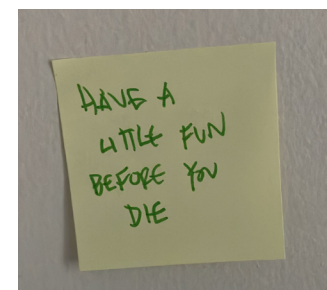







CONCEPT DEVELOPMENT

Drawing Number:

EX.7.03

Project
INCLINING:
Aging with
Energy

Client



December 13 2024

Designer
**Honey
Jernquist**