

BECOMING PART OF AN EMPOWERING COMMUNITY



CIRCLE OF SISTERS

# VOICES OF STRENGTH



**GRADUATE THESIS**

MA EXHIBITION AND EXPERIENCE DESIGN  
FASHION INSTITUTE OF TECHNOLOGY

**DESIGN DEVELOPMENT PACKAGE**

SARAH AGUDELO

# **DRAWING INDEX**

EXHIBITION EXECUTIVE SUMMARY

2 - 16

EXHIBIT RENDERS

17 - 35

GRAPHIC ELEMENTS

37 - 51

TECHNICAL DRAWINGS | SCHEDULES

53 - 75

COLLATERALS

77-79

# THESIS STATEMENT

Domestic violence can have profound and lasting effects on individuals, affecting almost every aspect of their lives. Distinguishing the various stages of an abusive relationship can be difficult due to their layered complexities and subtleties. Understanding these stages can help in recognizing the pattern of abuse and encouraging individuals to seek appropriate support in breaking free from the cycle to find safety and healing.

## TARGET AUDIENCE:

PRIMARY | PROFESSIONAL, HOBBYISTS:  
Female Victims of Domestic Violence ages 16+  
SECONDARY | FACILITATORS: Supporters  
of Victims of Domestic Violence  
TERTIARY | EXPLORERS: General Public

# VENUE

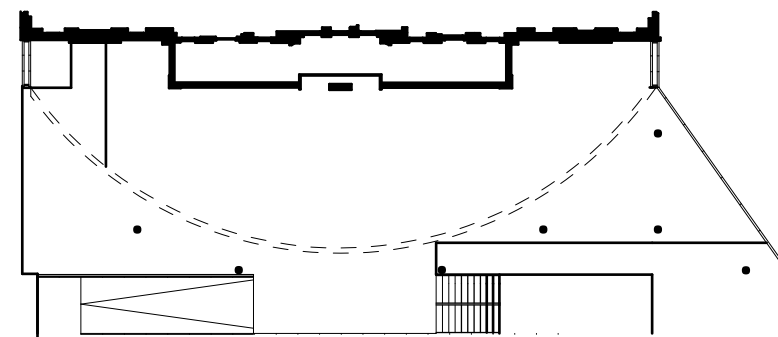
## Bellevue Hospital Center



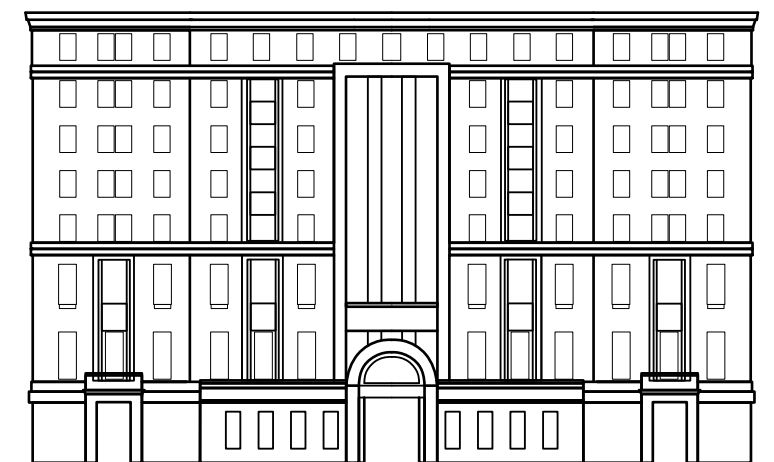
### Ambulatory Care Facility New York, NY

The Ambulatory care facility in the Bellevue hospital is home to a Comprehensive Child and Adult Victim Services unit.

Working with victims of abuse and domestic violence, the extended wing of the hospital serves as an appropriate location for this exhibition.



Floor Plan



Elevation

# CLIENT

## THE NEW YORK WOMEN'S FOUNDATION

### Mission and Vision

The New York Women's Foundation is rooted in gender, racial, and economic justice. Representing cis and trans women, and all other gender-oppressed individuals. Their approach is to engage on day one and taking a chance on women-led strategies. By breaking down barriers and facilitating conversations at the deepest level, The Foundation develops an approach to continued support and sustaining forward progress.

Calling themselves "The Circle of Sisters", the foundation offers you a chance to become part of a network that supports community solutions for societal issues including ending gender-based violence and promoting the healing of survivors.



# SUBJECT

Understanding the stages of domestic violence can help in breaking the pattern of abuse. Rooted in the principle that **knowledge equals power**, victims and survivors lean on **community support** to find a path towards **empowerment and healing**.



# GOALS

## PROJECT

- Spread awareness about Domestic Violence
- Offer support to victims, survivors and those who care for them
- Validate and encourage speaking out
- Create a platform for dialogue
- Empower voices

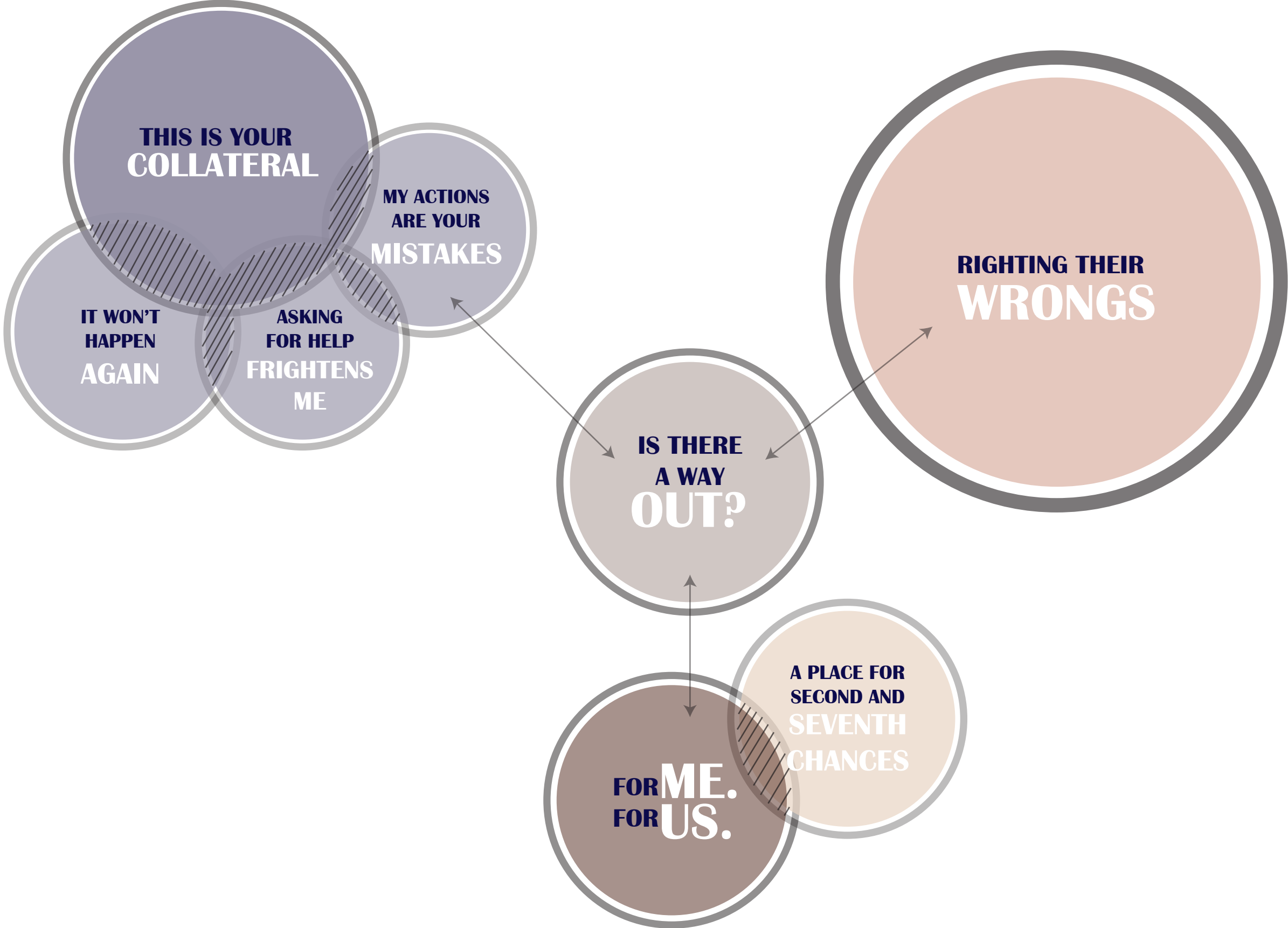
## EDUCATIONAL

- Identify signs and stages of domestic violence
- Breaking patterns
- Reclaiming power and voice
- Ways of obtaining help and support
- Survivor stories

## EXPERIENCE

- Victim's experience at various stages of domestic violence
- Inner turmoil of victims
- Ways of self-empowerment
- Freedom of speech and action
- Gaining control back
- Having a support system

# BUBBLE DIAGRAM





# Exhibition Content Outline

## **My Actions Are Your Mistakes**

Visitor is asked to pick one story they resonate with, to keep in mind as they go through the exhibit and reflect on their choice after learning about domestic violence.

Activation One

## **This is Your Collateral**

Summerged in a heightened sensory experience, users process the difficult emotions of a domestic violence victim. Experiencing the triggers of the victims, users leave this experience feeling a sense of discomfort.

Activation Two

## **It Won't Happen Again**

Understanding the power of manipulation over the victim, the user learns how easily reality and emotions can be altered through the abuser's perspective.

Activation Three

## **Asking For Help Frightens Me**

The visitor learns to understand why victims are silent by reading common fears. Users will reflect, sympathize and possibly relate to the "reason why".

Activation Four

# Exhibition Content Outline

## **Is There a Way Out?**

Stepping into the victim's shoes, the users feel the pressure of decision-making. By experiencing the crossroads moments of other victims, users can learn about the complexity of each dilemma and the perseverance it takes to find a way out.

Activation Five

## **Righting Their Wrongs**

The visitors experience a chance to share, connect and empower other victims through anonymous phone calls, voicemails and written notes. Normalizing victims speaking up, the experience forms a community of empowered sisters.

Activation Six

## **For Me. For Us.**

Partaking in a group activity, the users write down a pivotal moment of their lives where they felt empowered. Each visitor then translates these moments into their own, and are then stitched together into a collective quilt filled with empowering stories.

Activation Seven

## **A Place for Second and Seventh Chances**

Concluding their experience, visitors are met with available resources like access to hotlines and shelters for immediate care. Visitors are also offered a chance to anonymously share their stories symbolizing the idea of letting go, in hopes of paving the path to safety for someone else.

Activation Eight

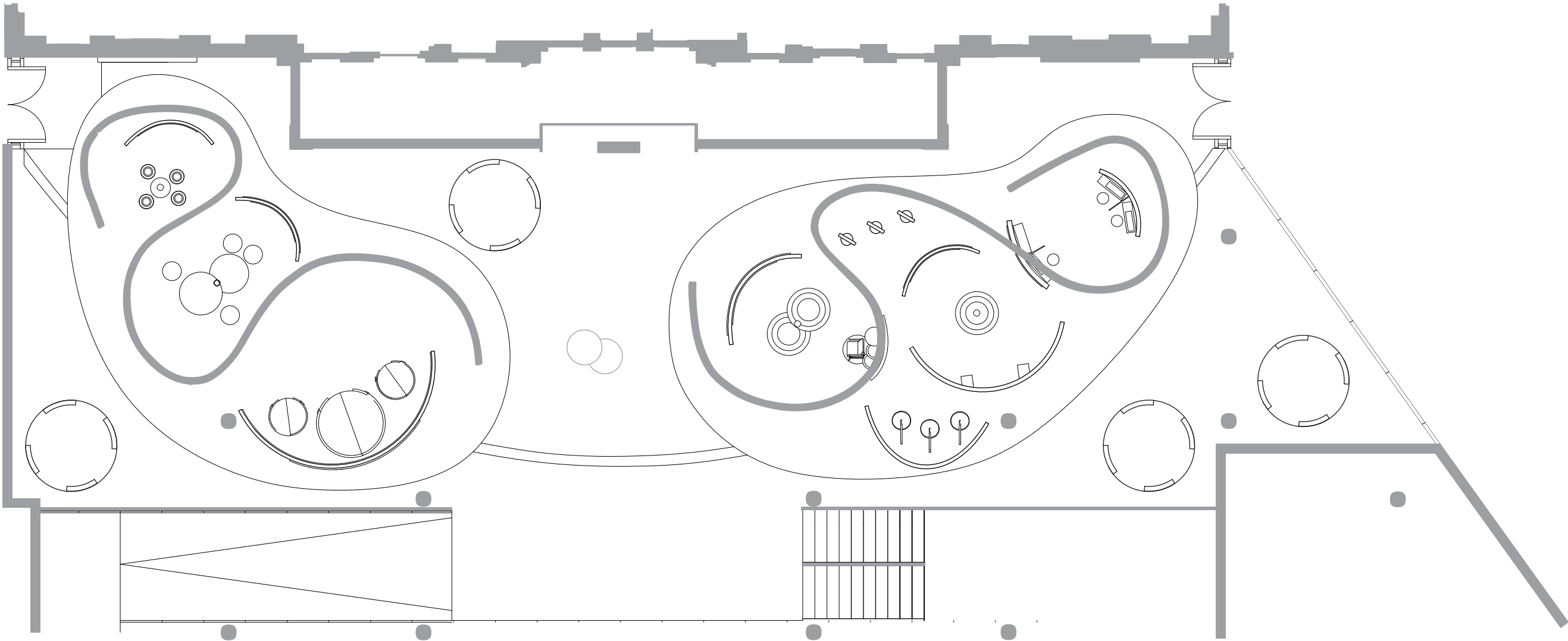
# VOICES OF STRENGTH

## BIG IDEA

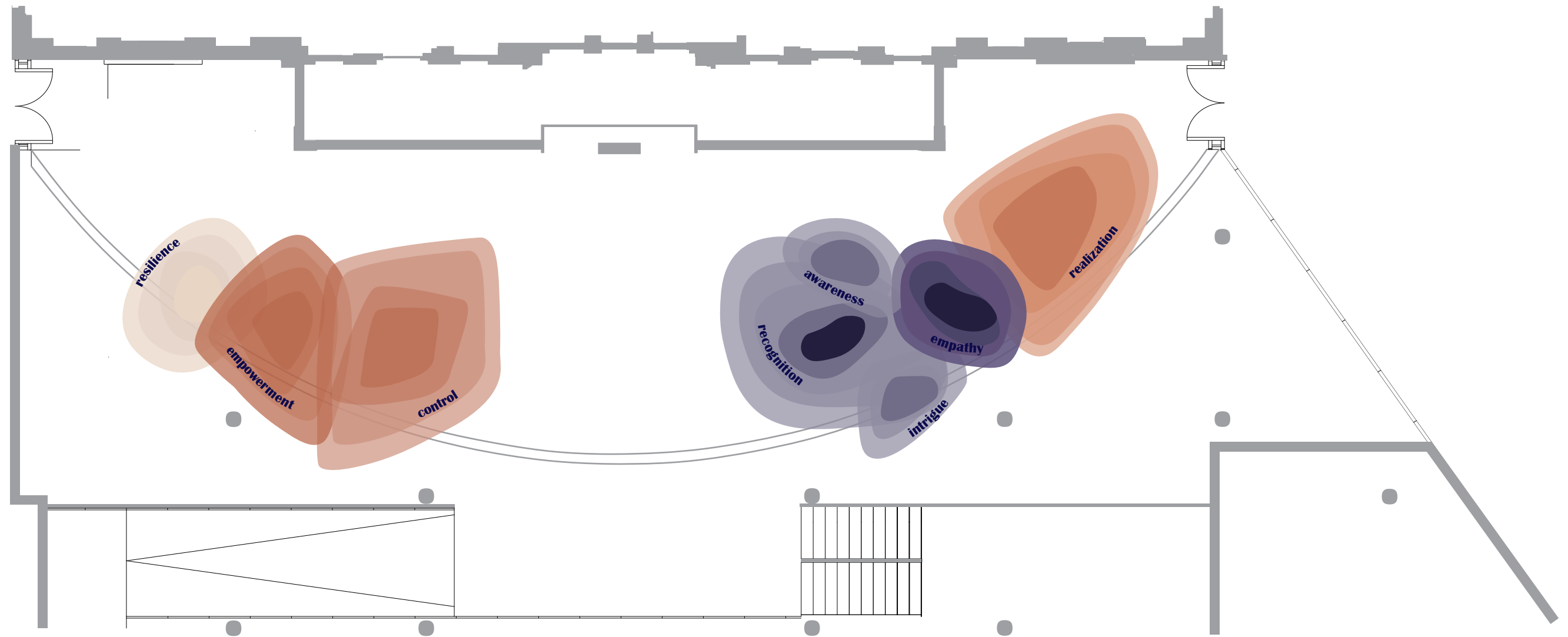
**This exhibit focuses on empowerment. Through discovering their inner strength and knowledge, “Voices of Strength” gives them a platform to gain their power back. The visitors are encouraged to confront their fears and take back from the abusers by learning more about the signs and stages of Domestic Violence.**



# Simplified Floor Plan



# Emotion Map



# Content Warnings

The seven-way finding graphics in the exhibition are represented through various flower types, each symbolic of strength and resilience. These specific flowers develop a graphical language and can be found throughout the exhibit indicating intensity levels for each activity and offering the users directionality through its curved form. Each flower type resonates perseverance, often blooming in harsh conditions much like the survivors of domestic violence.

## My Actions are Your Mistakes

Very Intense



Pansies

Can survive a hard freeze for a couple of days, and can bounce back from their roots in the spring.

## This is Your Collateral

Intense




Snowdrops

Also called galanthus, these plants have petite drooping green and white flowers that bloom in late winter and early spring.

## It Won't Happen Again

Strong




Snapdragon

Can withstand freezing temperatures once their seeds are hardened off.

## Asking for Help Frightens Me

Moderate




Primrose

Can tolerate cold temperatures and bloom before sunrise in the morning when the ground is still frozen.

# Content Warnings

## Is There a Way Out?

Informative



Cyclamen

A hardy plant with blooms in white, pink, red, and purple

## Righting their Wrongs

Reflective



Hellebore

Also called the snow rose, this European plant flowers early, often as early as January

## For Me. For Us.

Supportive



Calendula

Also called the snow rose, this European plant flowers early, often as early as January

## A Place for Second and Seventh Chances

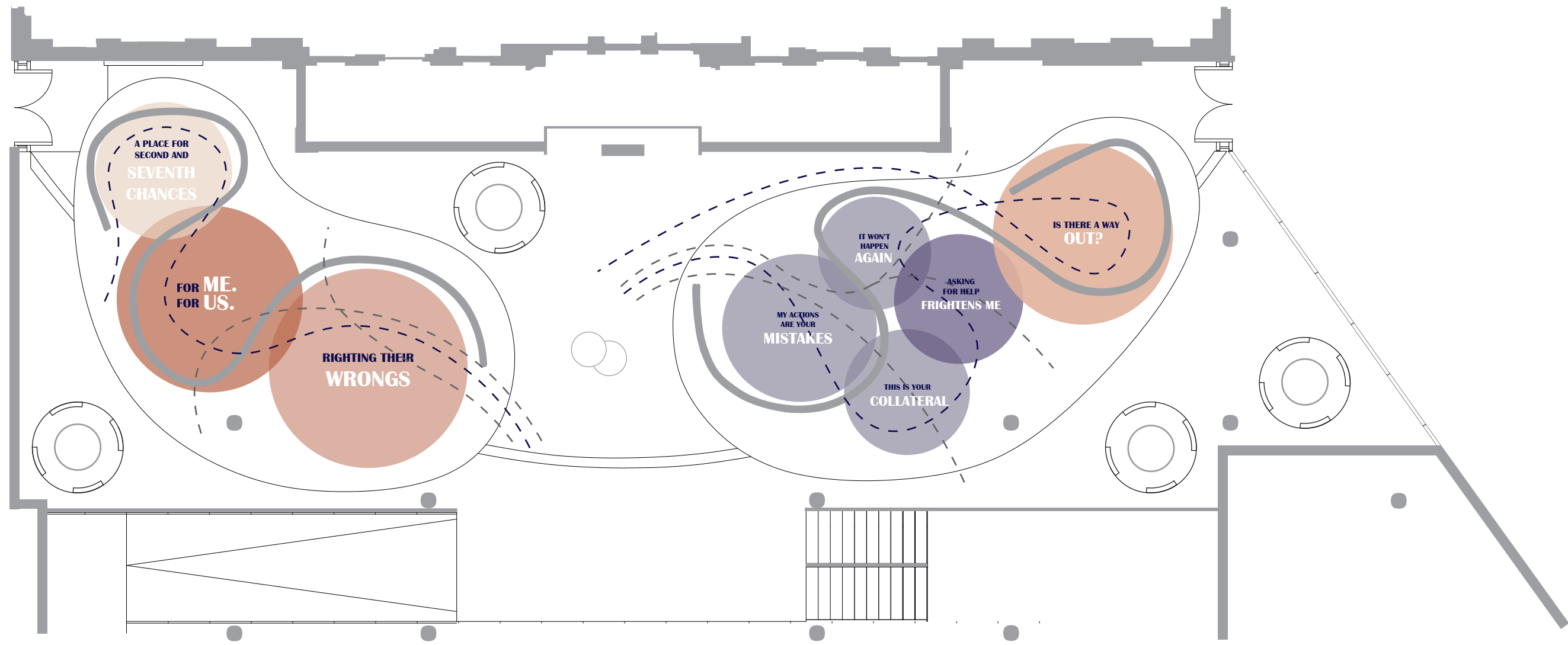
Calming



Winter Jasmine

A plant with yellow flowers that can withstand very cold temperatures.

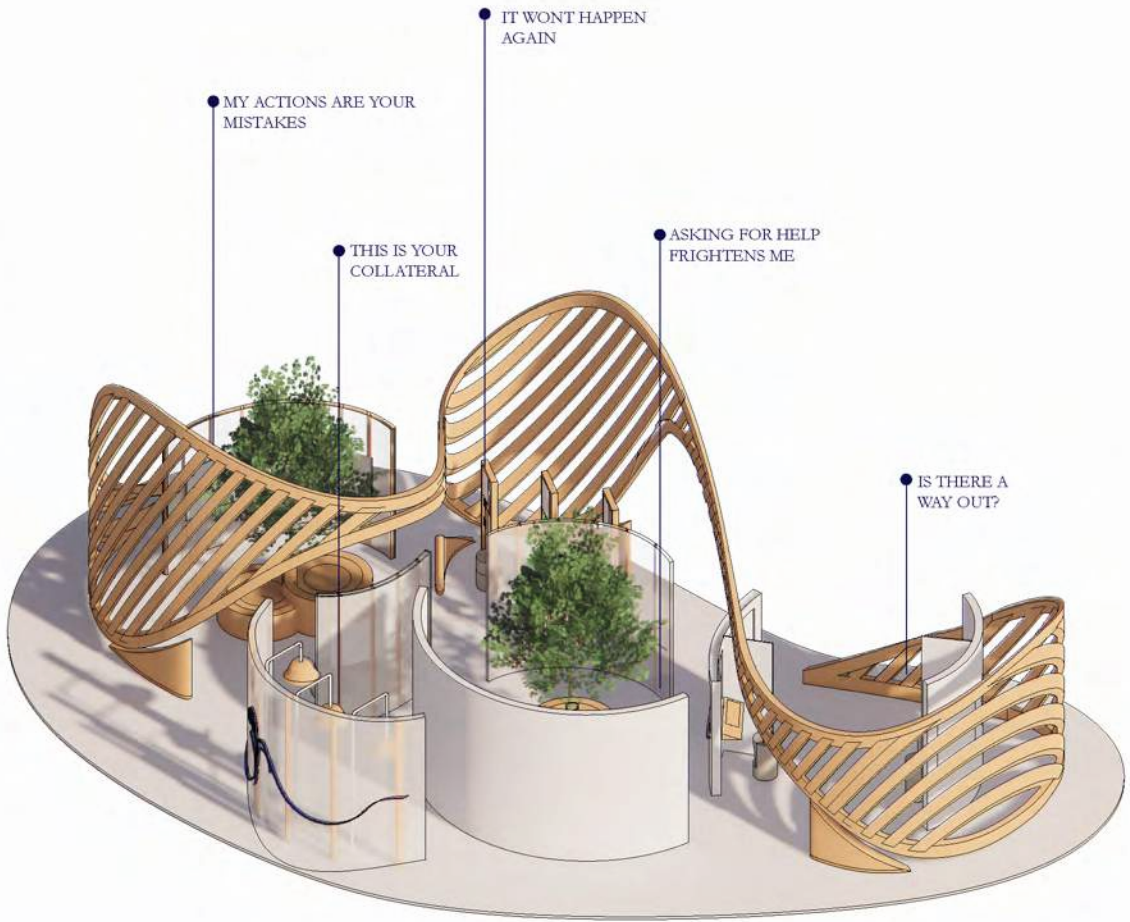
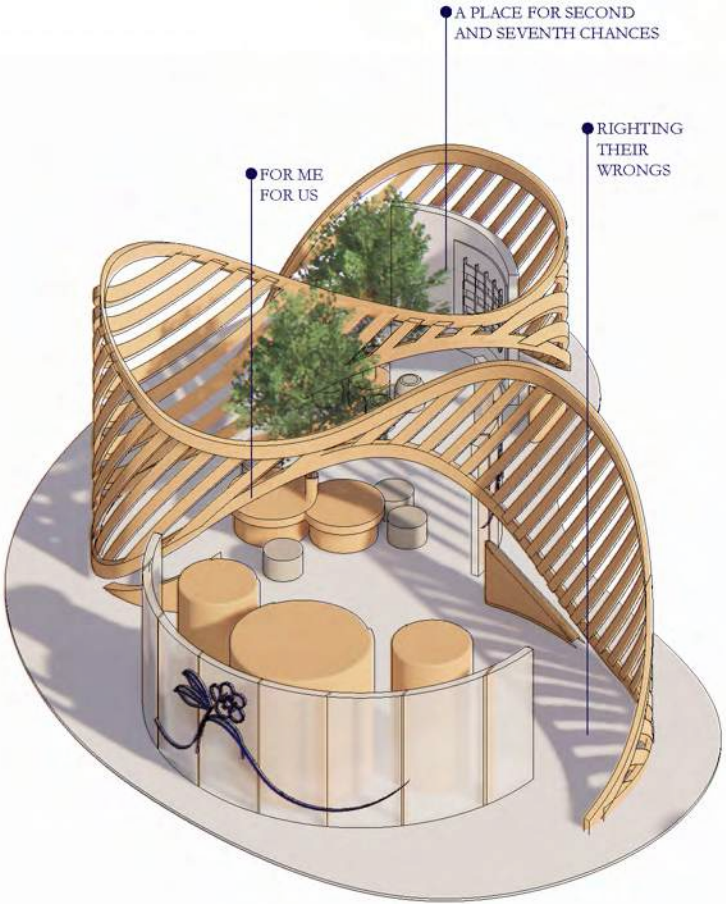
# Visitor Journey



--- PRIMARY CIRCULATION  
--- SECONDARY CIRCULATION



# Structure Overview/Axo



**EXHIBITION  
EXECUTIVE SUMMARY**

# Introduction



# Area Identification



# Pre-Visit Activity | Directional Signage



## SEE:

Content warning directionals, explanatory graphics and an interactive QR code that leads users to their pre-visit DV questionnaire.

## DO:

Read content warnings and set your own comfort level. Understand intensity level graphic and choose the activities best suited. Fill out questionnaire.

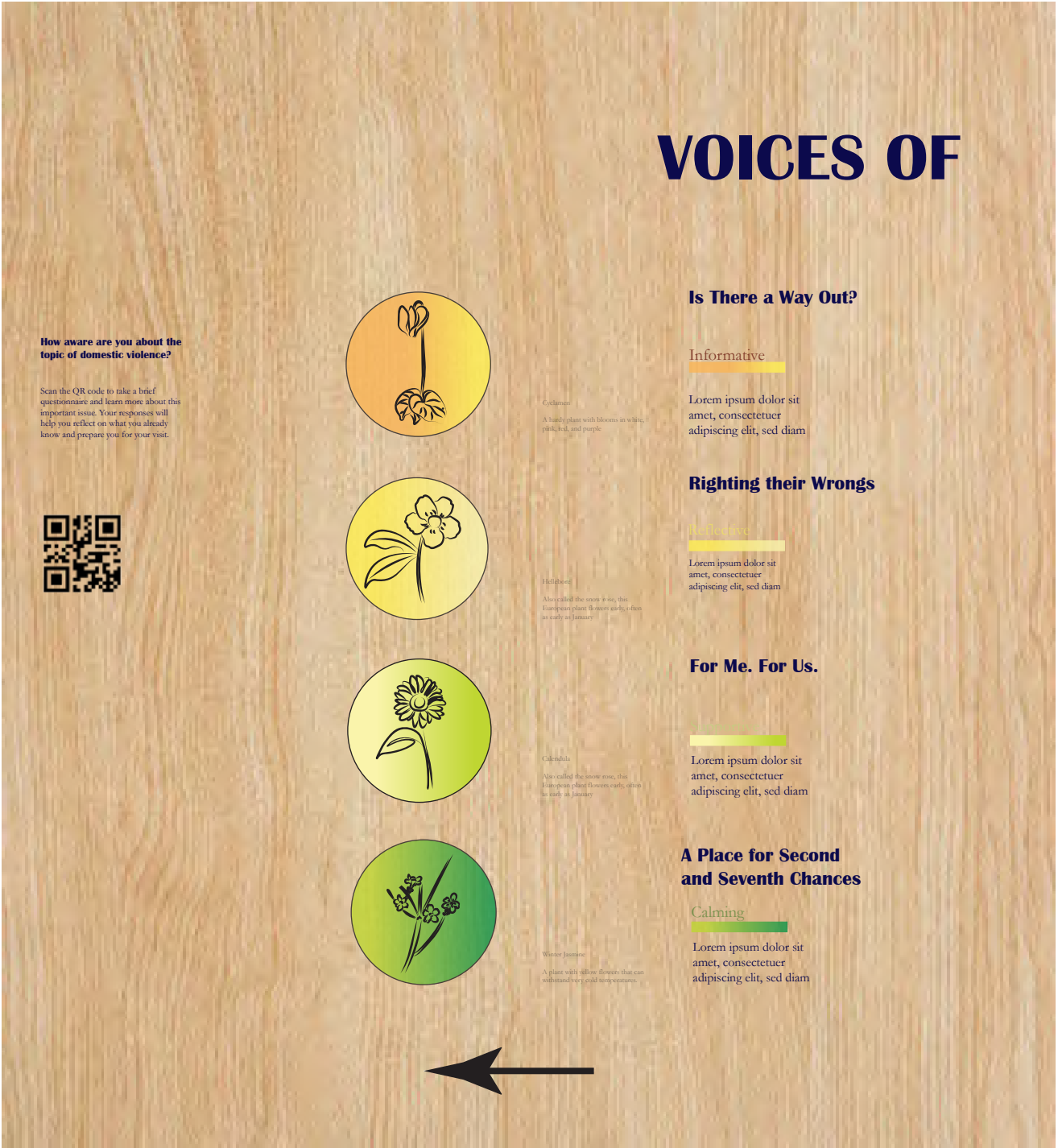
## EXPERIENCE:

Experience curiosity for the activities to come, and willingness to face discomfort to gain knowledge and community.

## LEARN:


Begin to reflect on the prompts in the questionnaire. Thinking about DV in your own life.

# Graphic Detail



Graphics representing the emotional intensity for each activity; acting as a content warning to help users to decide their preferred comfort level.

# Pre-Visit Questionnaire



## Voices of Strength

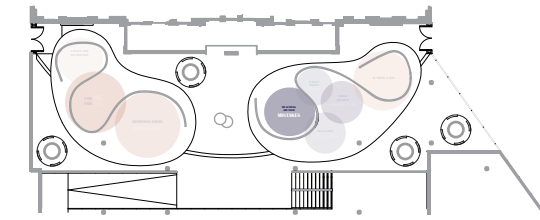
An Exhibition

1. What does "domestic violence" mean to you?
2. What types of abuse do you think fall under the category of domestic violence?
3. Why do you think people may stay in abusive relationships?
4. Why do you think it's important to talk about domestic violence openly?
5. What role do you think friends, family, and communities should play in preventing or responding to domestic violence?

The pre-visit questionnaire asks users to reflect on their existing knowledge of domestic violence; leading them to start to think about DV. The questionnaire also serves as a content warning for the exhibit.

# My Actions Are Your Mistakes

## Activation One



### SEE:

Various victim stories of domestic violence displayed; in written and auditory form through visuals and sounds.

### DO:

Visitor is asked to pick one story they resonate with, to keep in mind as they go through the exhibit and reflect on their choice after learning about domestic violence.

### EXPERIENCE:

Sympathising with the victim stories; feeling emotions of anger and relation to their stories.

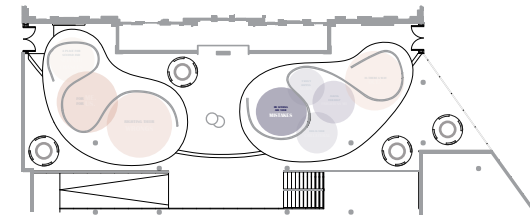
### LEARN:

About domestic violence, the ways it affects victims, and to connect a particular story to the rest of the exhibit.



# My Actions Are Your Mistakes

## Activation One



### SEE:

Displayed artifacts that are symbolic of domestic violence and are often present in most victim stories.

### DO:

Seeing the objects and artifacts and learning about their connection to the victim stories.

### EXPERIENCE:

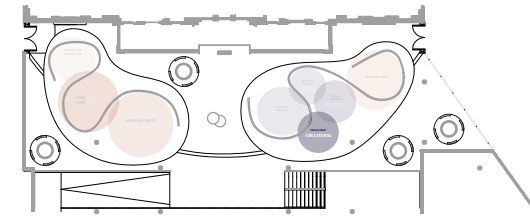
Sympathising with victim stories; feeling emotions of anger and relation to their stories.

### LEARN:

About domestic violence, the ways it affects victims, and to connect a particular story to the rest of the exhibit.

# This is Your Collateral

## Activation Two



### SEE:

A sound installation with overhead speaker boxes, surrounding graphics on wall and floor, and the break-out area.

### DO:

Stand underneath the “Sound Spaces” and listen to ambient sounds, distorted sounds, repetitive patterns, and silence. Sounds that a victim hears everyday; and often associates with trauma.

### EXPERIENCE:

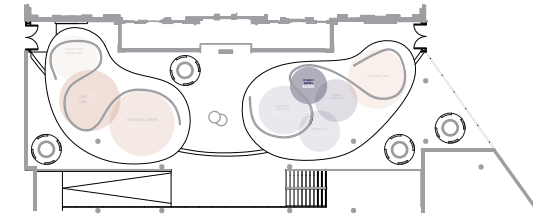
Anxiety and discomfort from listening to eerie sounds reminiscent of the complexity of a victim’s complex emotions. A sense of overwhelm.

### LEARN:

Understand the ways victims are silenced, through gaslighting. Reflect on the struggle to speak up and learn about what the sounds mean.

# It Won't Happen Again

## Activation Three



### SEE:

Specific victim stories, detailed experiences and objects to go along with it.

### DO:

Read the stories and de-code conversations between the victim and the abuser.

### EXPERIENCE:

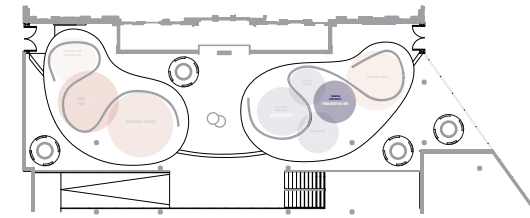
Feel the emotions of the victim and recognize the tricks played by the abuser.

### LEARN:

How the abuser's point of view can alter and minimize the emotions of the victims.

# Asking For Help Frightens Me

## Activation Four



### SEE:

Fears of victims displayed on the wall. Seeing the common reasons why victims are too afraid to seek help. Universal help hand sign display.

### DO:

Read the fears of victims and reflect on the severity of their situations. Understand the lack of accessible resources and learn about the hand symbols and why they aren't enough.

### EXPERIENCE:

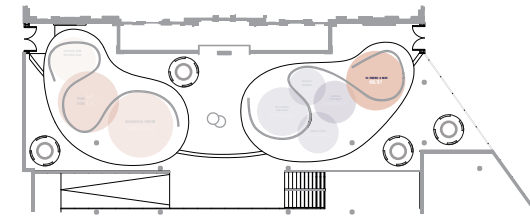
To empathize with the victims. To share personal fears. To understand how these fears are universal making them feel less shameful.

### LEARN:

Learning why victims often keep silent. Reflecting and sharing their own fears and connecting with the victim's story through common fears.

# Is There a Way Out?

## Activation Five



### SEE:

Screens with recorded scenarios, with a phone to encourage the users to engage with the recorded story.

### DO:

Visitors follow the woman's story and are asked to make decisions for her during her "crossroads" moments with the abuser.

### EXPERIENCE:

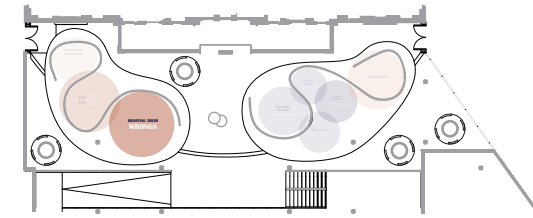
Feel the gravity of the decisions victims need to make to get to safety. Understand the dynamics of an abusive relationship and its complexities.

### LEARN:

How impactful every choice they make is; how it alters the outcome. Learning how to apply the solutions to their own future aiming for safety in their life.

# Righting Their Wrongs

## Activation Six



View 1

### SEE:

Phone booths, a place to vent and unburden. Notes on the outside; left by other visitors.

### DO:

Share your own experiences in the phone booth, express any buried feelings. Record encouraging messages for the next person. Leave and respond to the notes on the exterior.

### EXPERIENCE:

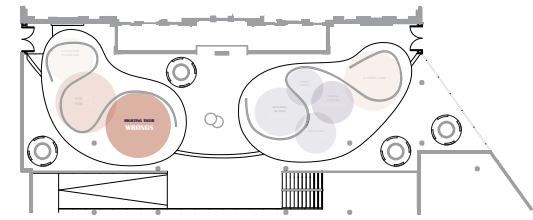
Feeling a sense of community and less alone while listening and reading to other stories. Relief after sharing.

### LEARN:

Awareness about domestic violence and how there is a community that can help.

# Righting Their Wrongs

## Activation Six



View II

### SEE:

Phone booths, a place to vent and unburden. Notes on the outside; left by other visitors.

### DO:

Share your own experiences in the phone booth, express any buried feelings. Record encouraging messages for the next person. Leave and respond to the notes on the exterior.

### EXPERIENCE:

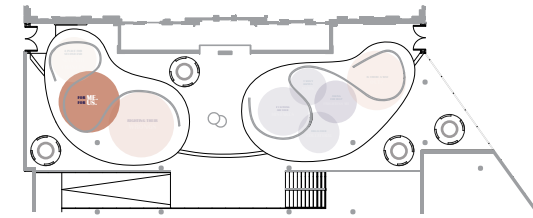
Feeling a sense of community and less alone while listening and reading to other stories. Relief after sharing.

### LEARN:

Awareness about domestic violence and how there is a community that can help.

# For Me. For Us.

## Activation Seven



### SEE:

A group activity that encourages the visitor to reflect and re-call key moments where they were resilient.

### DO:

Visitors will translate one empowering moment from their life, onto an individual quilt square. The squares from each visitor will be stitched together to form a collective quilt, representing the feeling of safety and community.

### EXPERIENCE:

Reflecting on resilient moments in the visitor's lives. Partaking in creating a quilt that serves as a symbol to future visitors of unity, strength and resilient of claiming back power.

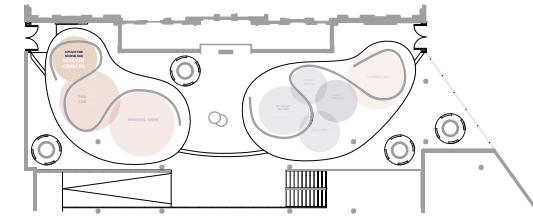
### LEARN:

How each visitor handled certain experiences, and applying that to present and future moments in their lives where they feel they are losing their power.



# A Place For Second and Seventh Chances

## Activation Eight



### SEE:

The final activity of the exhibit leads users through a guided meditation to process and reflect on their experience. Letters to future self.

### DO:

Visitors settle in for a guided meditation and reflect on their own experiences. After, they can write letters to their future selves, optimistic for a safer future.

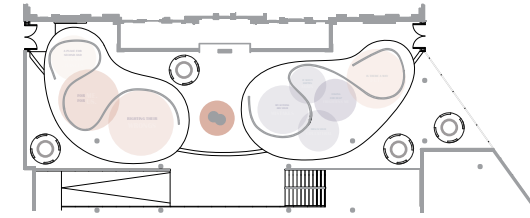
### EXPERIENCE:

The opportunity to let go of bad experiences or memories related to domestic violence. To accept support through the circle of sisters and want a happier future.

### LEARN:

To recognize the resources available, and how to access them safely. How to make amends with past experiences in a meaningful way.

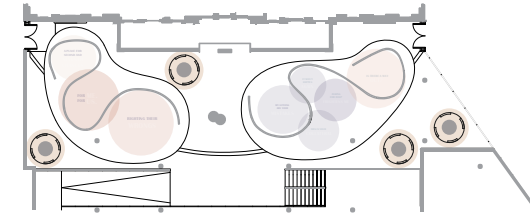
# Post-Visit Activity




View I

Visitors have the opportunity to look at the collective quilt created by stitching everybody's most empowering moments. Feeling a sense of recognition after spotting your own story on the quilt.

# Post-Visit Activity



# Break Rooms



## SEE:

Unwinding stations, spaces for visitors to step out and take a break if needed at anytime.

## DO:

Sit and relax, de-compress from the intense feelings and the emotions brought up through the activities. If needed, speak to a docent from The Circle of Sisters and seek help.

## EXPERIENCE:

Feeling calm after resting and reflecting on your emotions.

## LEARN:

Everybody needs a break, being able to step away from heavy emotions, process and the come back.

**EXHIBIT  
RENDERINGS**

# Visual Communication Brief

## Look and Feel

The graphic look and feel for “Voices of Strength” provokes an emotional response as it plays into the duality of emotions like fear and empowerment. Through the contrasting use of color and line work readers feel a sense of purposeful confusion intriguing them to look further than the first glance.

## Color

The delicate color pallet was chosen meticulously through the process of trauma informed design. Using soothing tones and colors that provide a sense of tranquility, it prevents readers from feeling triggered or overwhelmed. Similarly the type face is clean, readable and bold; keeping things minimal yet subtly, promoting the idea of self empowerment through the use of large impactful fonts.

## Typeface

Sitting on a harshly textured background symbolic of the pain caused by domestic violence, the poster depicts a tear shedding woman being built back up piece by piece, leaving her suffering behind. The strong bold lines of her silhouette and the delicate blossoming flowers represent strength and healing. The symmetrical circles in the background communicate the idea of community and safety: all working together to resound the emotions of a woman being put back together.

# Graphic Look and Feel

KEYWORDS: DIFFUSED, BOLD, CIRCLES, LINE-WORK, AND SUBTLETY

## COLOR PALETTE



R: 121  
G: 116  
B: 147



R: 98  
G: 86  
B: 126



R: 206  
G: 111  
B: 85


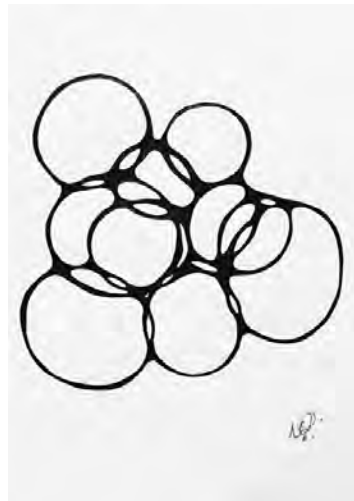



R: 35  
G: 49  
B: 41



R: 255  
G: 255  
B: 255

## INSPIRATION IMAGES



# Typography

Voices of Strength

Minion Variable Concept

Voices of Strength

Franklin Gothic Med Conn

Voices of Strength

Impact

Voices of Strength

Elephant

Voices of Strength

Franklin Gothic Heavy

Voices of Strength

Britannic Bold

Voices of Strength

Bookman Old Style

Voices of Strength

Rockwell Extra Bold

# Heading

Elephant

## Subheading

Britannic Bold






Lorem ipsum dolor sit amet, consectetur adipiscing elit, sed diam nonummy nibh euismod tincidunt ut orem ipsum dolor sit amet, consectetur adipiscing elit, sed diam nonummy nibh euismod tincidunt ut orem ipsum dolor sit amet, consectetur adipiscing elit, sed diam nonummy nibh euismod tincidunt ut orem ipsum dolor sit amet, consectetur adipiscing elit, sed diam nonummy nibh euismod tincidunt ut

Garamond








# Color Palette

## Primary



## Secondary




## Trauma Informed Design


Trauma-informed design uses cool colors like blues, greens, and purples to create a sense of calm and safety, accented with shades of red and orange which represents energy, happiness, and vitality.

# Logo


## Development




VOICES OF  
STRENGTH



VOICES OF  
STRENGTH




VOICES OF  
STRENGTH



VOICES OF  
STRENGTH



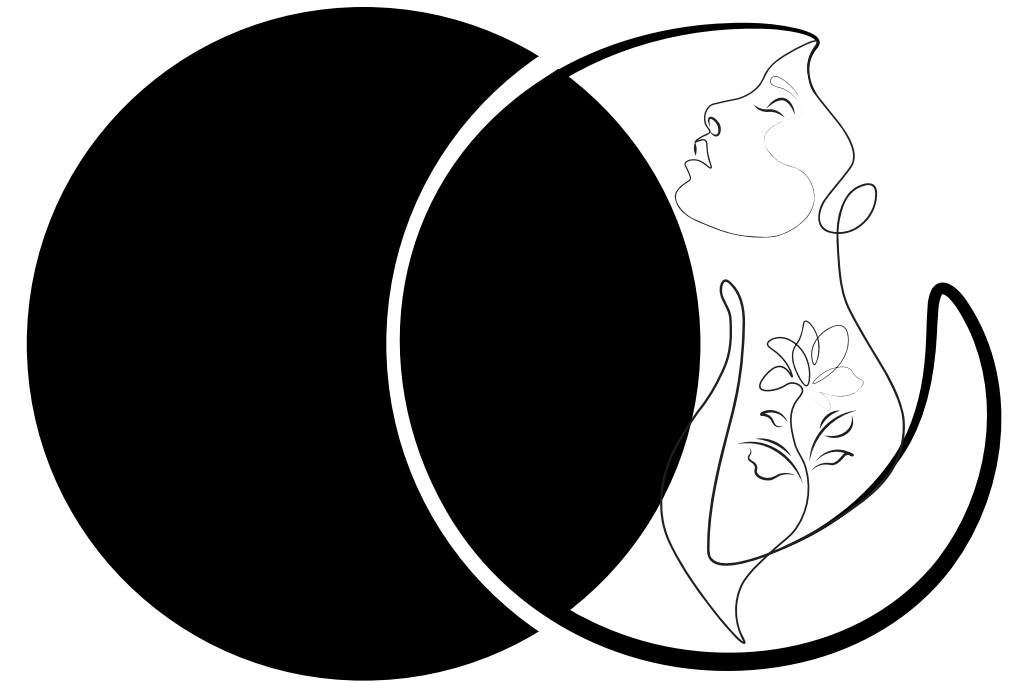
VOICES OF  
STRENGTH



VOICES OF  
STRENGTH


## Trauma Informed Design

My exhibition logo represents the struggle behind domestic violence and pays homage to the resilient women who have broken free. The circle resembles the “circle of sisters” community and is set against the contrasting background honoring the complexity of the victims emotions. The logo is subtle yet memorable and is designed to be remembered as a beacon of hope for women everywhere.



VOICES OF  
STRENGTH

## Final Logo



## Color Palette

# Graphic Location Plan

**Sarah Agudelo**

Exhibition and Experience Design  
FASHION INSTITUTE OF TECHNOLOGY

School of Graduate Studies  
227 West 27th Street  
New York, NY 10001

**Project**



**VOICES OF  
STRENGTH**

**Client**

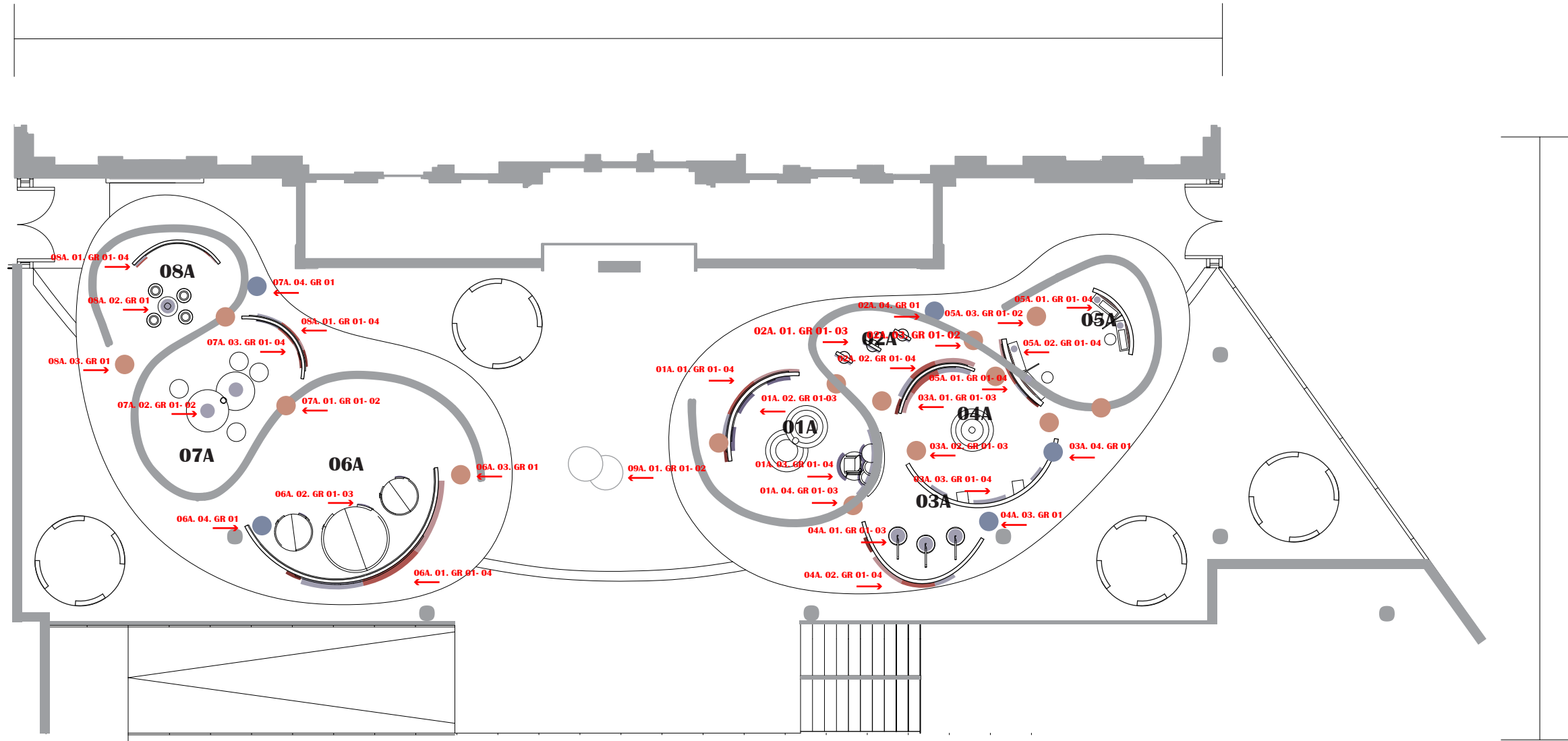


**Venue**

Bellevue Hospital Ambulatory Care Facility  
462 1st Ave., New York, NY 10016

**Disclaimer**

The drawings represent visual designs and construction recommendations only. Sarah Agudelo does not accept responsibility for the structural appropriateness or integrity of completed structures, and materials and construction must comply with the most stringent applicable fire, safety, and building codes. Written dimensions shall have precedence over scaled dimensions. If a discrepancy is discovered as to which is correct, the fabricator shall contact Sarah Agudelo.



**Graphic Location Plan**  
NTS

- |                         |                        |
|-------------------------|------------------------|
| Area Identification     | Content Warning Plaque |
| Wayfinding              | Content Graphic        |
| Content Warning Graphic | Labels                 |
| Media screen            | Break Room Exit        |

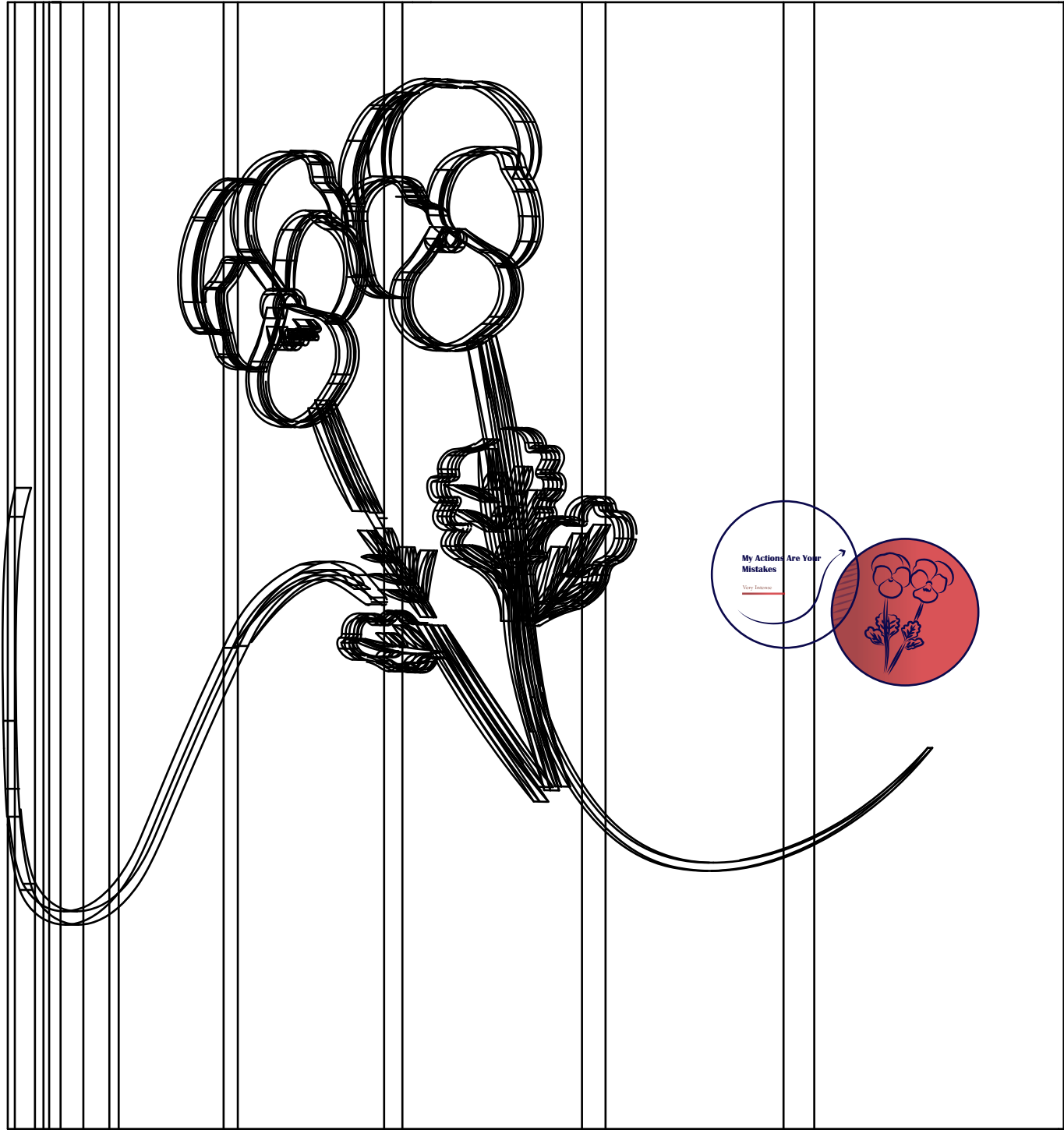
DRAWN BY: Sarah Agudelo  
SCALE: NTS  
DATE: December 13, 2024  
DRAWING NAME: Graphic Location Plan

# Graphic Schedule + Specifications

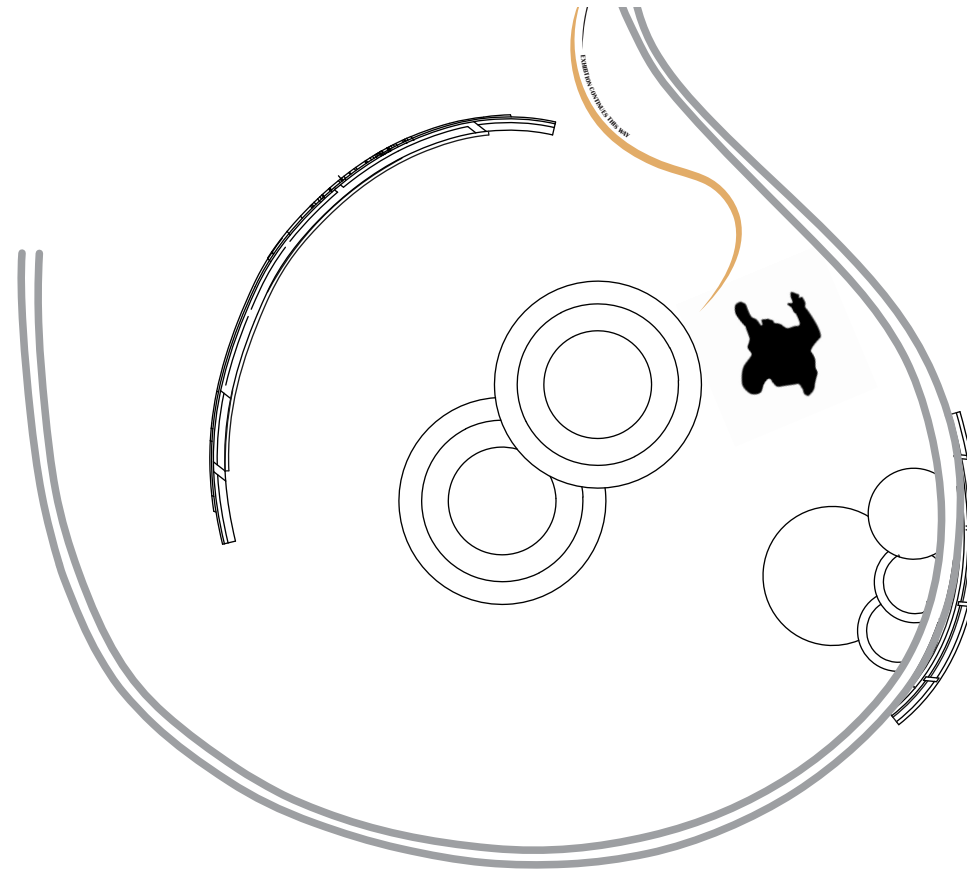
| AREA  | GRAPHIC TYPE   | DESCRIPTION   |
|---|--|---|
| <p><b>My Actions Are Your Mistakes</b></p> <p>01A. 01. GR 01<br/>01A. 01. GR 02<br/>01A. 01. GR 03<br/>01A. 01. GR 04<br/>01A. 02. GR 01<br/>01A. 02. GR 02<br/>01A. 02. GR 03<br/>01A. 03. GR 01<br/>01A. 03. GR 02<br/>01A. 03. GR 03<br/>01A. 03. GR 04<br/>01A. 04. GR 01<br/>01A. 04. GR 02<br/>01A. 04. GR 03</p> | <p>D<br/>A<br/>B<br/>C<br/>G<br/>G<br/>G<br/>G<br/>G<br/>G<br/>G<br/>F<br/>E<br/>F</p> | <p>Circular 3D content warning plaque attached to 4” thick translucent acrylic wall<br/>3D plexiglass flower attached to 4” thick translucent acrylic wall<br/>Area content graphic applied to translucent 4” thick acrylic wall<br/>3D intensity level bar attached to 4” thick translucent acrylic wall<br/>Content Graphic<br/>Content Graphic<br/>Content Graphic<br/>Content Graphic<br/>Content Graphic<br/>Content Graphic<br/>Content Graphic<br/>Content Graphic<br/>Directional curved arrows attached to floor<br/>Directional curved arrows attached to floor<br/>Directional curved arrows attached to 4” thick translucent acrylic wall<br/>Directional curved arrows attached to floor</p> |
| <p><b>This Is Your Collateral</b></p> <p>04A. 01. GR 01<br/>04A. 01. GR 02<br/>04A. 01. GR 01<br/>04A. 02. GR 01<br/>04A. 02. GR 02<br/>04A. 02. GR 03<br/>04A. 02. GR 04<br/>04A. 01. GR 01</p>  | <p>G<br/>G<br/>G<br/>D<br/>A<br/>B<br/>C<br/>I<br/>F</p>                               | <p>Content Graphic<br/>Content Graphic<br/>Content Graphic<br/>Circular 3D content warning plaque attached to 4” thick translucent acrylic wall<br/>3D plexiglass flower attached to 4” thick translucent acrylic wall<br/>Area content graphic applied to translucent 4” thick acrylic wall<br/>3D intensity level bar attached to 4” thick translucent acrylic wall<br/>Break room graphic attached to 4” thick translucent acrylic wall<br/>Directional curved arrows attached to floor</p>  |
| <p><b>It Won’t Happen Again</b></p> <p>02A. 01. GR 01<br/>02A. 01. GR 02<br/>02A. 01. GR 03<br/>02A. 02. GR 01<br/>02A. 02. GR 02<br/>02A. 02. GR 03<br/>02A. 02. GR 04<br/>02A. 03. GR 01<br/>02A. 03. GR 02<br/>02A. 04. GR 01</p>  | <p>G<br/>G<br/>G<br/>D<br/>A<br/>B<br/>C<br/>E<br/>F<br/>I</p>                         | <p>Content Graphic<br/>Content Graphic<br/>Content Graphic<br/>Circular 3D content warning plaque attached to 4” thick translucent acrylic wall<br/>3D plexiglass flower attached to 4” thick translucent acrylic wall<br/>Area content graphic applied to translucent 4” thick acrylic wall<br/>3D intensity level bar attached to 4” thick translucent acrylic wall<br/>Directional curved arrows attached to 4” thick translucent acrylic wall<br/>Directional curved arrows attached to floor<br/>Break room graphic attached to 4” thick translucent acrylic wall</p>  |
| <p><b>Asking for Help Frightens Me</b></p> <p>03A. 01. GR 01<br/>03A. 01. GR 02<br/>03A. 01. GR 03<br/>03A. 01. GR 04<br/>03A. 02. GR 01<br/>03A. 02. GR 02<br/>03A. 02. GR 03<br/>03A. 03. GR 01<br/>03A. 03. GR 02<br/>03A. 03. GR 03<br/>03A. 04. GR 01</p>  | <p>D<br/>A<br/>B<br/>C<br/>F<br/>E<br/>F<br/>G<br/>G<br/>G<br/>G<br/>I</p>             | <p>Circular 3D content warning plaque attached to 4” thick translucent acrylic wall<br/>3D plexiglass flower attached to 4” thick translucent acrylic wall<br/>Area content graphic applied to translucent 4” thick acrylic wall<br/>3D intensity level bar attached to 4” thick translucent acrylic wall<br/>Directional curved arrows attached to floor<br/>Directional curved arrows attached to 4” thick translucent acrylic wall<br/>Directional curved arrows attached to floor<br/>Content Graphic<br/>Content Graphic<br/>Content Graphic<br/>Content Graphic<br/>Break room graphic attached to 4” thick translucent acrylic wall</p>  |

|   |  |
|---|--|
| A | 3D plexiglass flower attached to 4” thick translucent acrylic wall               |
| B | Area content graphic applied to translucent 4” thick acrylic wall                |
| C | 3D intensity level bar attached to 4” thick translucent acrylic wall             |
| D | Circular 3D content warning plaque attached to 4” thick translucent acrylic wall |
| E | Directional curved arrows attached to 4” thick translucent acrylic wall          |
| F | Directional curved arrows attached to floor                                      |
| G | Content Graphic  |
| H | Media screen   |
| I | Break room graphic attached to 4” thick translucent acrylic wall                 |
| J | Content warning directional graphics attached to wooden cylinders                |

| AREA   | GRAPHIC TYPE   | DESCRIPTION   |
|--|--|---|
| <p><b>Is There A Way Out?</b></p> <p>05A. 01. GR 01<br/>05A. 01. GR 02<br/>05A. 01. GR 03<br/>05A. 01. GR 04<br/>05A. 02. GR 01<br/>05A. 02. GR 02<br/>05A. 02. GR 03<br/>05A. 02. GR 04<br/>05A. 03. GR 01<br/>05A. 03. GR 02<br/>05A. 04. GR 01<br/>05A. 04. GR 02<br/>05A. 04. GR 03<br/>05A. 04. GR 04</p> | <p>G<br/>G<br/>G<br/>G<br/>D<br/>A<br/>B<br/>C<br/>E<br/>F<br/>H<br/>H<br/>H<br/>H</p> | <p>Content Graphic<br/>Content Graphic<br/>Content Graphic<br/>Content Graphic<br/>Circular 3D content warning plaque attached to 4” thick translucent acrylic wall<br/>3D plexiglass flower attached to 4” thick translucent acrylic wall<br/>Area content graphic applied to translucent 4” thick acrylic wall<br/>3D intensity level bar attached to 4” thick translucent acrylic wall<br/>Directional curved arrows attached to 4” thick translucent acrylic wall<br/>Directional curved arrows attached to floor<br/>Media screen<br/>Media screen<br/>Media screen<br/>Media screen</p> |
| <p><b>Righting Their Wrongs</b></p> <p>06A. 01. GR 01<br/>06A. 01. GR 02<br/>06A. 01. GR 03<br/>06A. 01. GR 04<br/>06A. 02. GR 01<br/>06A. 02. GR 02<br/>06A. 02. GR 03<br/>06A. 03. GR 01<br/>06A. 04. GR 01</p>  | <p>D<br/>A<br/>B<br/>C<br/>G<br/>G<br/>G<br/>F<br/>I</p>                               | <p>Circular 3D content warning plaque attached to 4” thick translucent acrylic wall<br/>3D plexiglass flower attached to 4” thick translucent acrylic wall<br/>Area content graphic applied to translucent 4” thick acrylic wall<br/>3D intensity level bar attached to 4” thick translucent acrylic wall<br/>Content Graphic<br/>Content Graphic<br/>Content Graphic<br/>Directional curved arrows attached to floor<br/>Break room graphic attached to 4” thick translucent acrylic wall</p>  |
| <p><b>For Me. For Us.</b></p> <p>07A. 01. GR 01<br/>07A. 01. GR 02<br/>07A. 02. GR 01<br/>07A. 02. GR 02<br/>07A. 03. GR 01<br/>07A. 03. GR 02<br/>07A. 03. GR 03<br/>07A. 03. GR 04</p>   | <p>E<br/>F<br/>G<br/>G<br/>D<br/>A<br/>B<br/>C</p>                                     | <p>Directional curved arrows attached to 4” thick translucent acrylic wall<br/>Directional curved arrows attached to floor<br/>Content Graphic<br/>Content Graphic<br/>Circular 3D content warning plaque attached to 4” thick translucent acrylic wall<br/>3D plexiglass flower attached to 4” thick translucent acrylic wall<br/>Area content graphic applied to translucent 4” thick acrylic wall<br/>3D intensity level bar attached to 4” thick translucent acrylic wall</p>   |
| <p><b>A Place for Second and Seventh Chances</b></p> <p>08A. 01. GR 01<br/>08A. 01. GR 02<br/>08A. 01. GR 03<br/>08A. 01. GR 04<br/>08A. 02. GR 01</p>   | <p>D<br/>A<br/>B<br/>C<br/>G</p>   | <p>Circular 3D content warning plaque attached to 4” thick translucent acrylic wall<br/>3D plexiglass flower attached to 4” thick translucent acrylic wall<br/>Area content graphic applied to translucent 4” thick acrylic wall<br/>3D intensity level bar attached to 4” thick translucent acrylic wall<br/>Content Graphic</p>   |



○ **Content Warning Plaque Front View**  
1:1



○ **Wayfinding Floor Graphic Top View**  
1:50

**Sarah Agudelo**  
Exhibition and Experience Design  
FASHION INSTITUTE OF TECHNOLOGY  
School of Graduate Studies  
227 West 27th Street  
New York, NY 10001



**Venue**  
Bellevue Hospital Ambulatory Care Facility  
462 1st Ave., New York, NY 10016

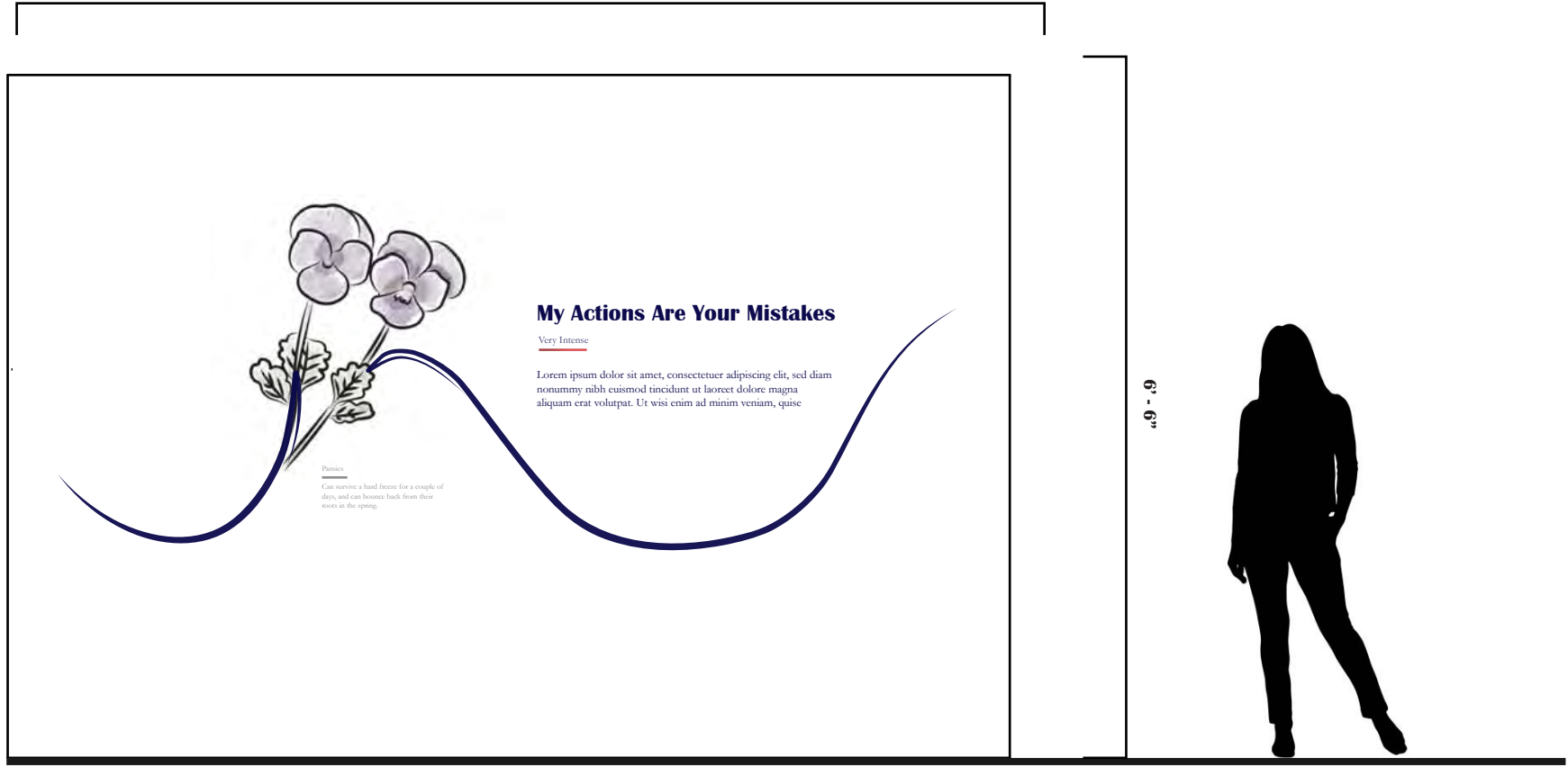
**Disclaimer**

The drawings represent visual designs and construction recommendations only. Sarah Agudelo does not accept responsibility for the structural appropriateness or integrity of completed structures, and materials and construction must comply with the most stringent applicable fire, safety, and building codes. Written dimensions shall have precedence over scaled dimensions. If a discrepancy is discovered as to which is correct, the fabricator shall contact Sarah Agudelo.

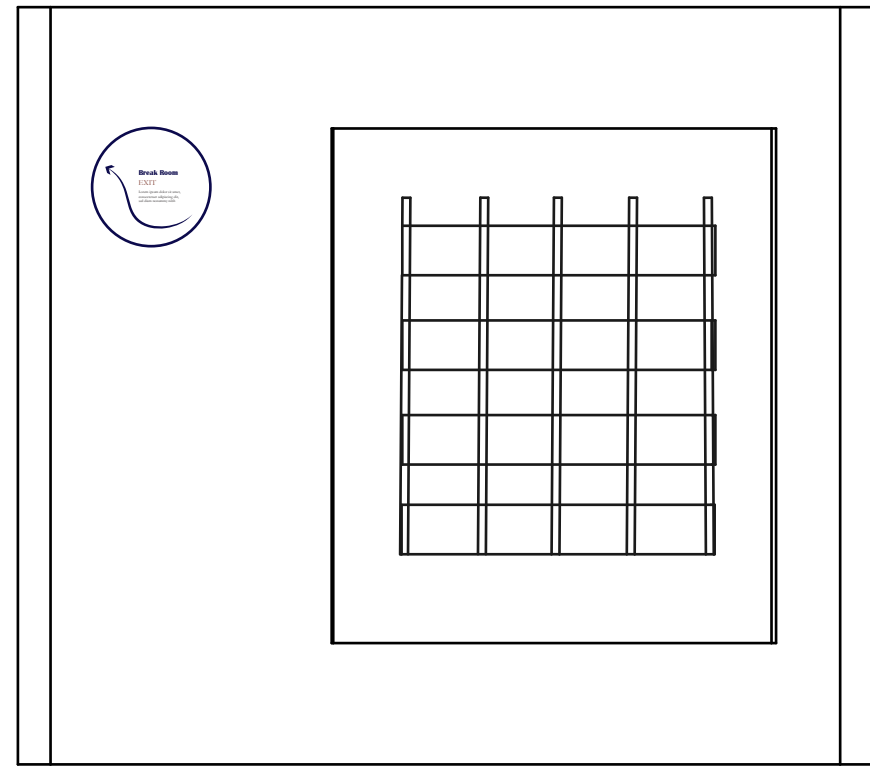
DRAWN BY: Sarah Agudelo  
SCALE: 1:50  
DATE: December 13, 2024  
DRAWING NAME: Graphic Family

DRAWN BY: Sarah Agudelo  
SCALE: 1:1  
DATE: December 13, 2024  
DRAWING NAME: Graphic Family

12' - 0"



Intro Graphic Front Elevation 01A. 01. GR 01-02  
1:24



Break Room Graphic Elevation  
1:50

**Sarah Agudelo**  
Exhibition and Experience Design  
FASHION INSTITUTE OF TECHNOLOGY  
School of Graduate Studies  
227 West 27th Street  
New York, NY 10001

**Project**



**Client**



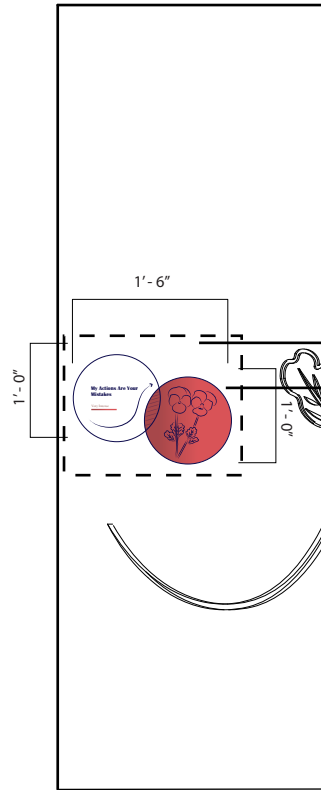
**Venue**

Bellevue Hospital Ambulatory Care Facility  
462 1st Ave., New York, NY 10016

**Disclaimer**

The drawings represent visual designs and construction recommendations only. Sarah Agudelo does not accept responsibility for the structural appropriateness or integrity of completed structures, and materials and construction must comply with the most stringent applicable fire, safety, and building codes. Written dimensions shall have precedence over scaled dimensions. If a discrepancy is discovered as to which is correct, the fabricator shall contact Sarah Agudelo.

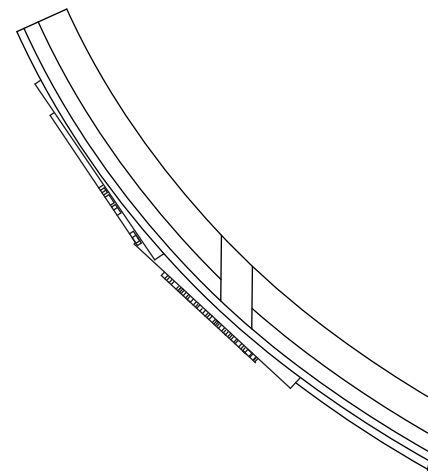
|               |                   |
|---------------|-------------------|
| DRAWN BY:     | Sarah Agudelo     |
| SCALE:        | 1:24              |
| DATE:         | December 13, 2024 |
| DRAWING NAME: | Graphic Family    |
|               |                   |
| DRAWN BY:     | Sarah Agudelo     |
| SCALE:        | 1:50              |
| DATE:         | December 13, 2024 |
| DRAWING NAME: | Graphic Family    |



○ **Content Warning Plaque Front View** 01A. 01. GR 01- 02  
1:1



○ **Detail**  
1:50



○ **Intro Floor Graphic Top View**  
1:1

**Sarah Agudelo**  
Exhibition and Experience Design  
FASHION INSTITUTE OF TECHNOLOGY  
School of Graduate Studies  
227 West 27th Street  
New York, NY 10001

**Project**



**Client**



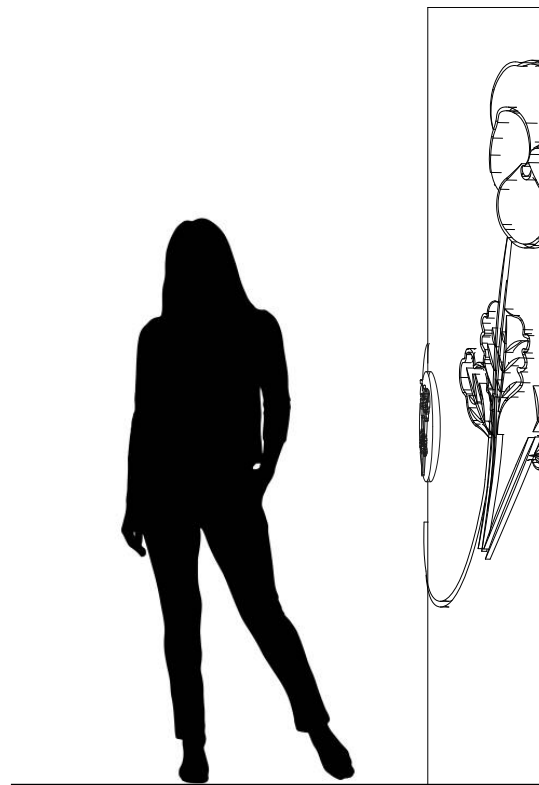
**Venue**

Bellevue Hospital Ambulatory Care Facility  
462 1st Ave., New York, NY 10016

**Disclaimer**

The drawings represent visual designs and construction recommendations only. Sarah Agudelo does not accept responsibility for the structural appropriateness or integrity of completed structures, and materials and construction must comply with the most stringent applicable fire, safety, and building codes. Written dimensions shall have precedence over scaled dimensions. If a discrepancy is discovered as to which is correct, the fabricator shall contact Sarah Agudelo.

|               |                        |
|---------------|------------------------|
| DRAWN BY:     | Sarah Agudelo          |
| SCALE:        | 1:1                    |
| DATE:         | December 13, 2024      |
| DRAWING NAME: | Content Warning Plaque |
| DRAWN BY:     | Sarah Agudelo          |
| SCALE:        | 1:150                  |
| DATE:         | December 13, 2024      |
| DRAWING NAME: | Content Warning Plaque |



Content Warning Plaque Side View  
1:1



**Sarah Agudelo**  
Exhibition and Experience Design  
FASHION INSTITUTE OF TECHNOLOGY  
School of Graduate Studies  
227 West 27th Street  
New York, NY 10001

**Project**



**VOICES OF  
STRENGTH**

**Client**



**Venue**

Bellevue Hospital Ambulatory Care Facility  
462 1st Ave., New York, NY 10016

**Disclaimer**

The drawings represent visual designs and construction recommendations only. Sarah Agudelo does not accept responsibility for the structural appropriateness or integrity of completed structures, and materials and construction must comply with the most stringent applicable fire, safety, and building codes. Written dimensions shall have precedence over scaled dimensions. If a discrepancy is discovered as to which is correct, the fabricator shall contact Sarah Agudelo.

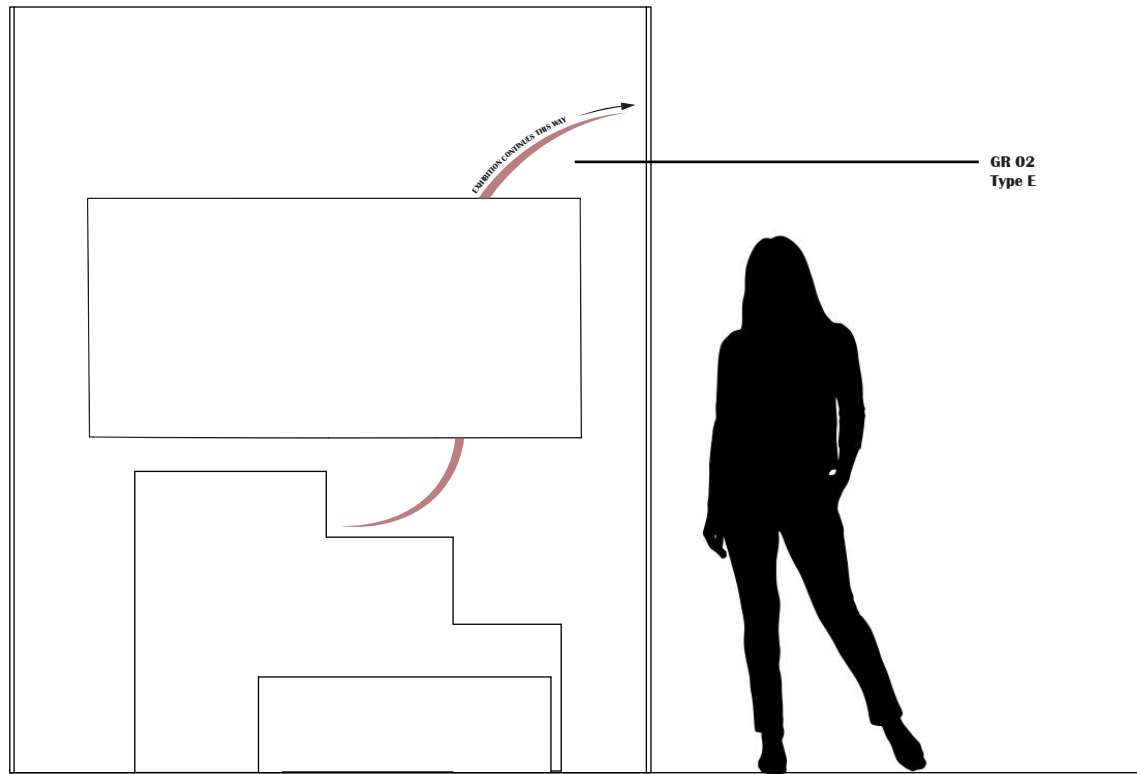
DRAWN BY: Sarah Agudelo

SCALE: 1:1

DATE: December 13, 2024

DRAWING NAME: Content Warning Plaque





**Sarah Agudelo**  
 Exhibition and Experience Design  
 FASHION INSTITUTE OF TECHNOLOGY  
 School of Graduate Studies  
 227 West 27th Street  
 New York, NY 10001

**Project**



**VOICES OF STRENGTH**

**Client**



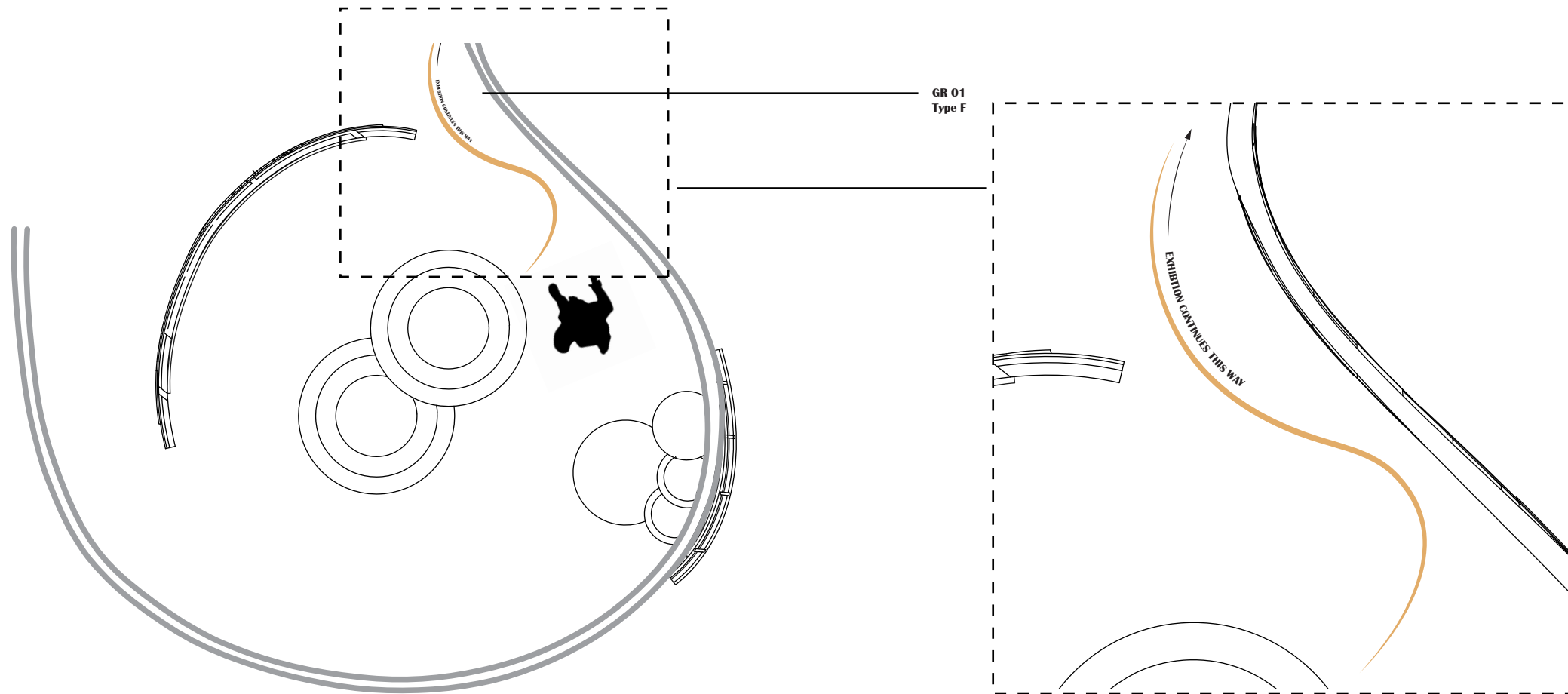
**Venue**

Bellevue Hospital Ambulatory Care Facility  
 462 1st Ave., New York, NY 10016

**Disclaimer**

The drawings represent visual designs and construction recommendations only. Sarah Agudelo does not accept responsibility for the structural appropriateness or integrity of completed structures, and materials and construction must comply with the most stringent applicable fire, safety, and building codes. Written dimensions shall have precedence over scaled dimensions. If a discrepancy is discovered as to which is correct, the fabricator shall contact Sarah Agudelo.

**Intro Wall Graphic Front View** 01A.04. GR 01-03  
 1:24




**Detail**  
 1:50

**Intro Wall Graphic Top View**  
 1:50

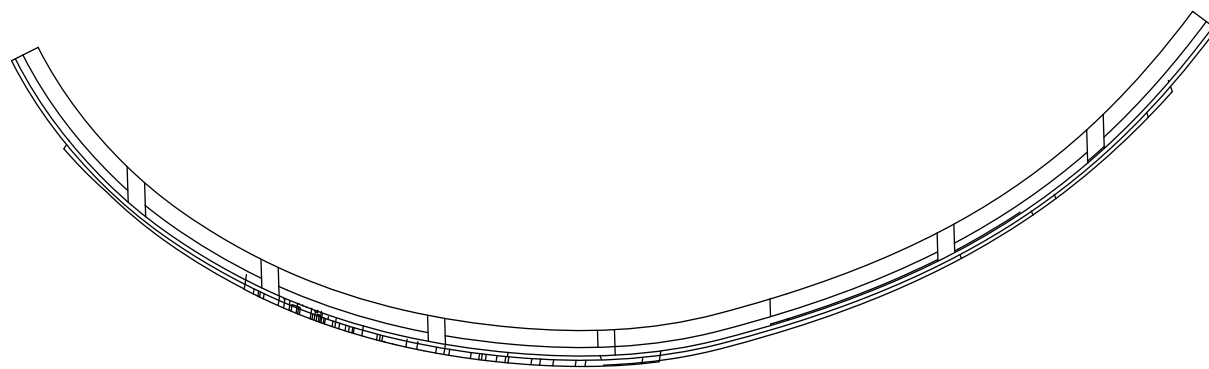
DRAWN BY: Sarah Agudelo  
 SCALE: 1:150  
 DATE: December 13, 2024  
 DRAWING NAME: Wayfinding I

DRAWN BY: Sarah Agudelo  
 SCALE: 1:124  
 DATE: December 13, 2024  
 DRAWING NAME: Wayfinding I

12' - 0"



**Intro Graphic Front Elevation** 01A. 01. GR 01-04  
1:24



**Intro Graphic Top View**  
1:24

**Sarah Agudelo**  
Exhibition and Experience Design  
FASHION INSTITUTE OF TECHNOLOGY  
School of Graduate Studies  
227 West 27th Street  
New York, NY 10001

**Project**



**VOICES OF STRENGTH**

**Client**



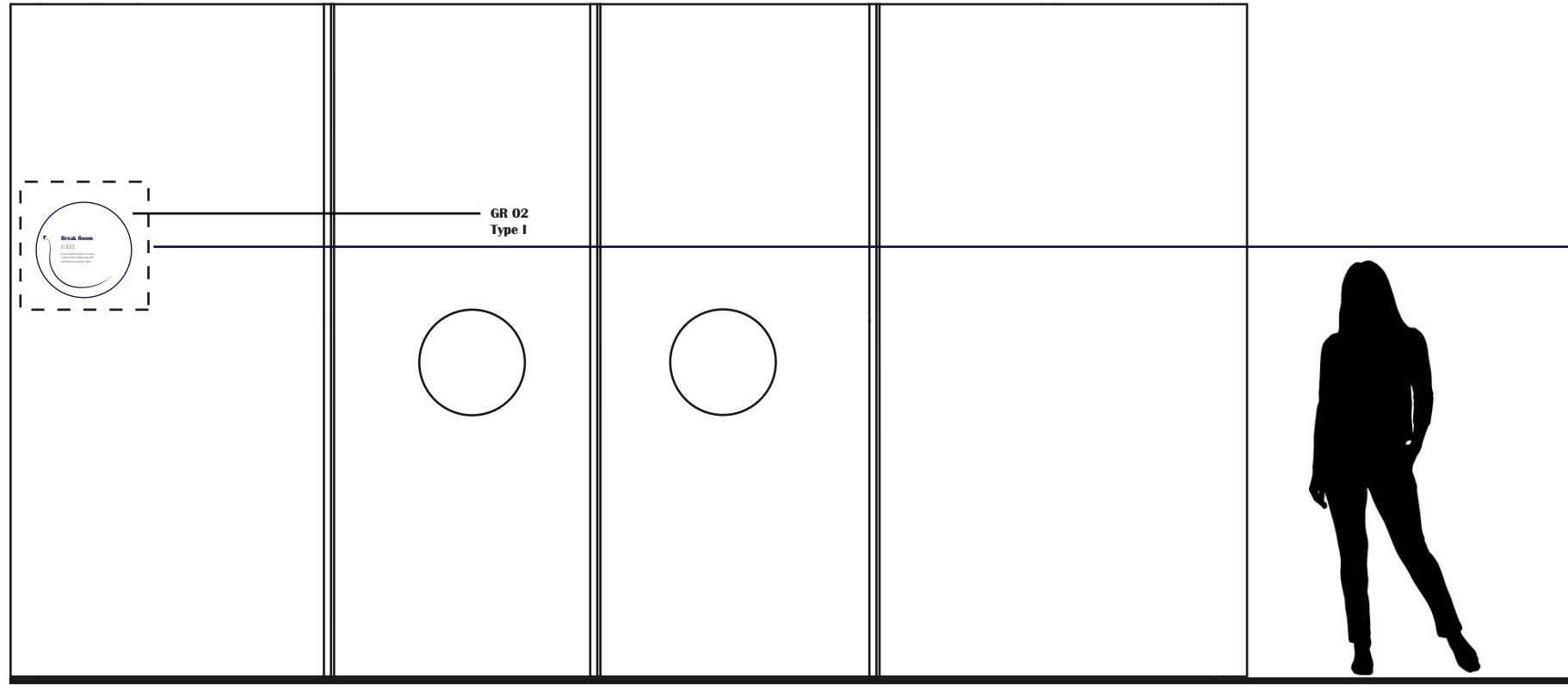
**Venue**

Bellevue Hospital Ambulatory Care Facility  
462 1st Ave., New York, NY 10016

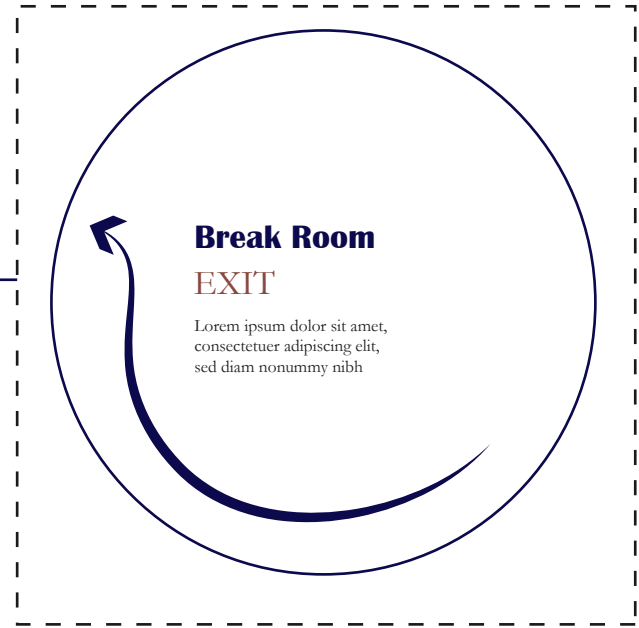
**Disclaimer**

The drawings represent visual designs and construction recommendations only. Sarah Agudelo does not accept responsibility for the structural appropriateness or integrity of completed structures, and materials and construction must comply with the most stringent applicable fire, safety, and building codes. Written dimensions shall have precedence over scaled dimensions. If a discrepancy is discovered as to which is correct, the fabricator shall contact Sarah Agudelo.

DRAWN BY: Sarah Agudelo  
SCALE: 1:124  
DATE: December 13, 2024  
DRAWING NAME: Area Identification



Intro Graphic Side Elevation 03A. 04. GR 01  
1:24



Detail  
1:50

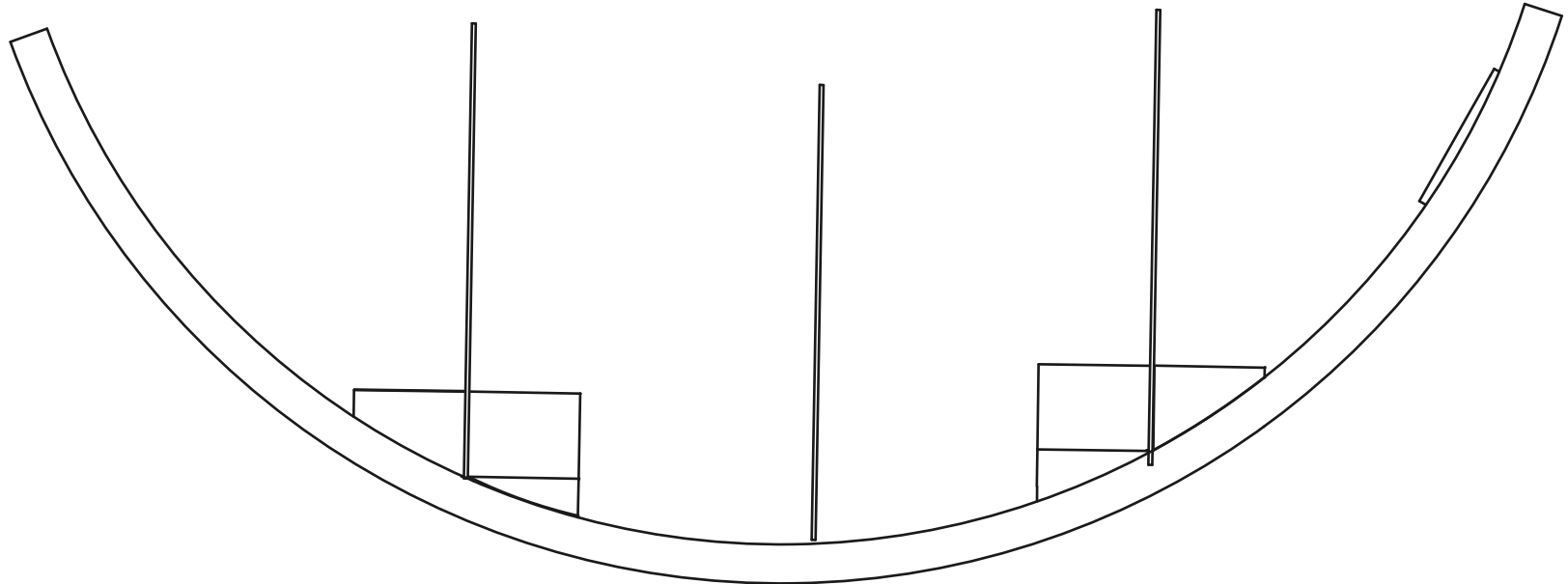
**Sarah Agudelo**  
Exhibition and Experience Design  
FASHION INSTITUTE OF TECHNOLOGY  
School of Graduate Studies  
227 West 27th Street  
New York, NY 10001

**Project**  
  
**VOICES OF STRENGTH**

**Client**  
  
**THE NEW YORK WOMEN'S FOUNDATION**  
Radical generosity.

**Venue**  
Bellevue Hospital Ambulatory Care Facility  
462 1st Ave., New York, NY 10016

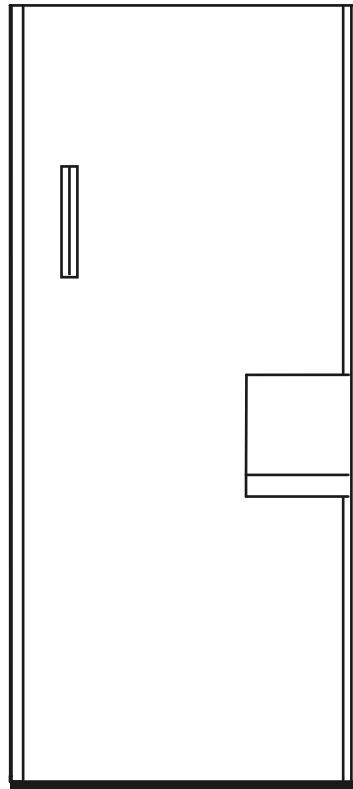
**Disclaimer**  
  
The drawings represent visual designs and construction recommendations only. Sarah Agudelo does not accept responsibility for the structural appropriateness or integrity of completed structures, and materials and construction must comply with the most stringent applicable fire, safety, and building codes. Written dimensions shall have precedence over scaled dimensions. If a discrepancy is discovered as to which is correct, the fabricator shall contact Sarah Agudelo.



Intro Graphic Side Elevation  
1:50

DRAWN BY: Sarah Agudelo  
SCALE: 1:24  
DATE: December 13, 2024  
DRAWING NAME: Break Room Graphic

DRAWN BY: Sarah Agudelo  
SCALE: 1:50  
DATE: December 13, 2024  
DRAWING NAME: Break Room Graphic



Intro Graphic Side Elevation

1:24



**Sarah Agudelo**

Exhibition and Experience Design  
FASHION INSTITUTE OF TECHNOLOGY

School of Graduate Studies  
227 West 27th Street  
New York, NY 10001

**Project**



**VOICES OF  
STRENGTH**

**Client**



**Venue**

Bellevue Hospital Ambulatory Care Facility  
462 1st Ave., New York, NY 10016

**Disclaimer**

The drawings represent visual designs and construction recommendations only. Sarah Agudelo does not accept responsibility for the structural appropriateness or integrity of completed structures, and materials and construction must comply with the most stringent applicable fire, safety, and building codes. Written dimensions shall have precedence over scaled dimensions. If a discrepancy is discovered as to which is correct, the fabricator shall contact Sarah Agudelo.

DRAWN BY: Sarah Agudelo  
SCALE: 1:24  
DATE: December 13, 2024  
DRAWING NAME: Break Room Graphic

# **GRAPHIC ELEMENTS**

# Full Site Plan

**Sarah Agudelo**  
 Exhibition and Experience Design  
 FASHION INSTITUTE OF TECHNOLOGY  
 School of Graduate Studies  
 227 West 27th Street  
 New York, NY 10001

**Project**



**VOICES OF  
 STRENGTH**

**Client**

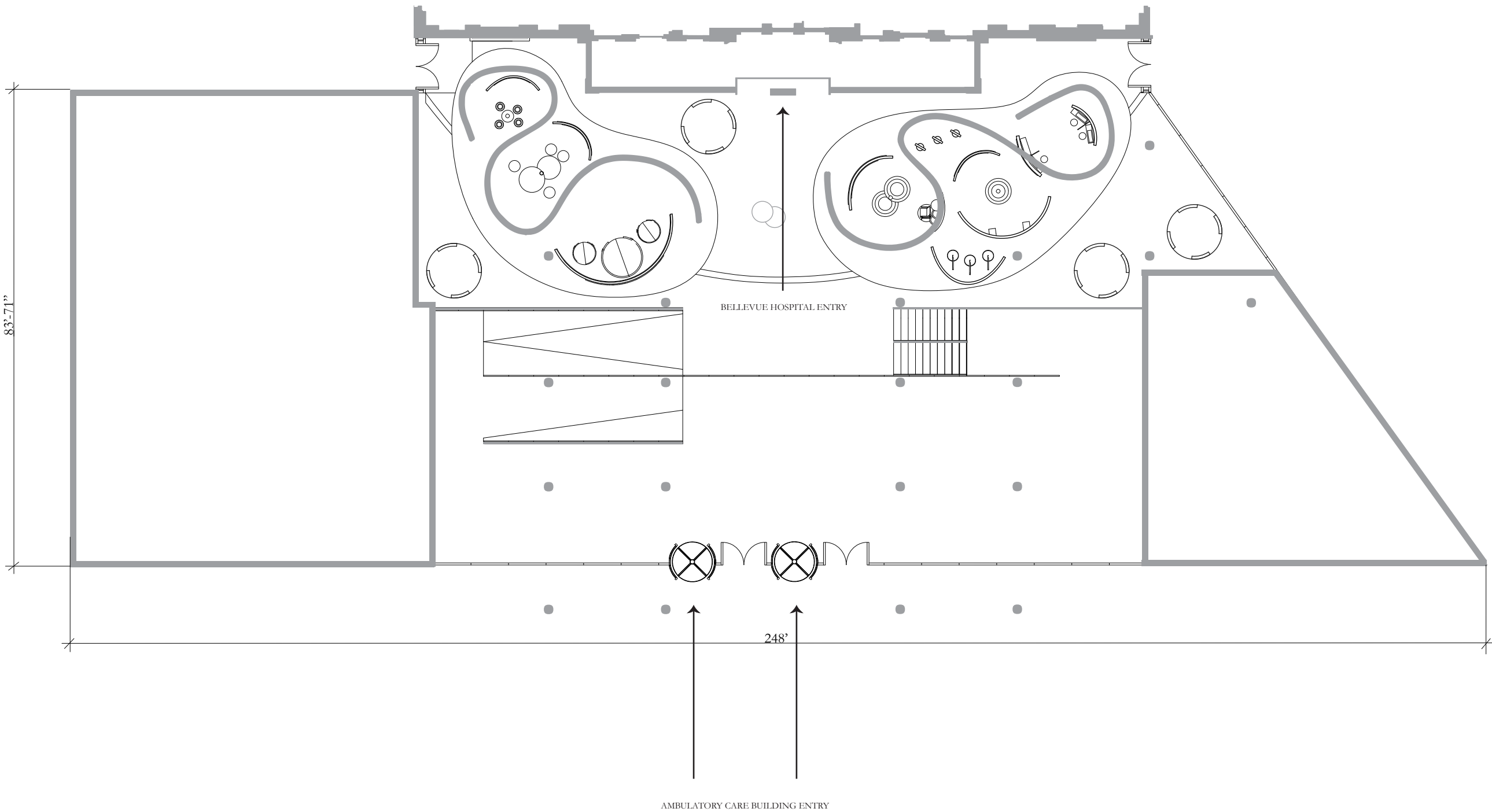
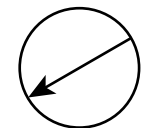


**Venue**

Bellevue Hospital Ambulatory Care Facility  
 462 1st Ave., New York, NY 10016

**Disclaimer**

The drawings represent visual designs and construction recommendations only. Sarah Agudelo does not accept responsibility for the structural appropriateness or integrity of completed structures, and materials and construction must comply with the most stringent applicable fire, safety, and building codes. Written dimensions shall have precedence over scaled dimensions. If a discrepancy is discovered as to which is correct, the fabricator shall contact Sarah Agudelo.



**DRAWN BY:** Sarah Agudelo  
**SCALE:** 1:160  
**DATE:** December 13, 2024  
**DRAWING NAME:** Power Plan

# General Plan

**Sarah Agudelo**

Exhibition and Experience Design  
FASHION INSTITUTE OF TECHNOLOGY

School of Graduate Studies  
227 West 27th Street  
New York, NY 10001

**Project**



**VOICES OF  
STRENGTH**

**Client**

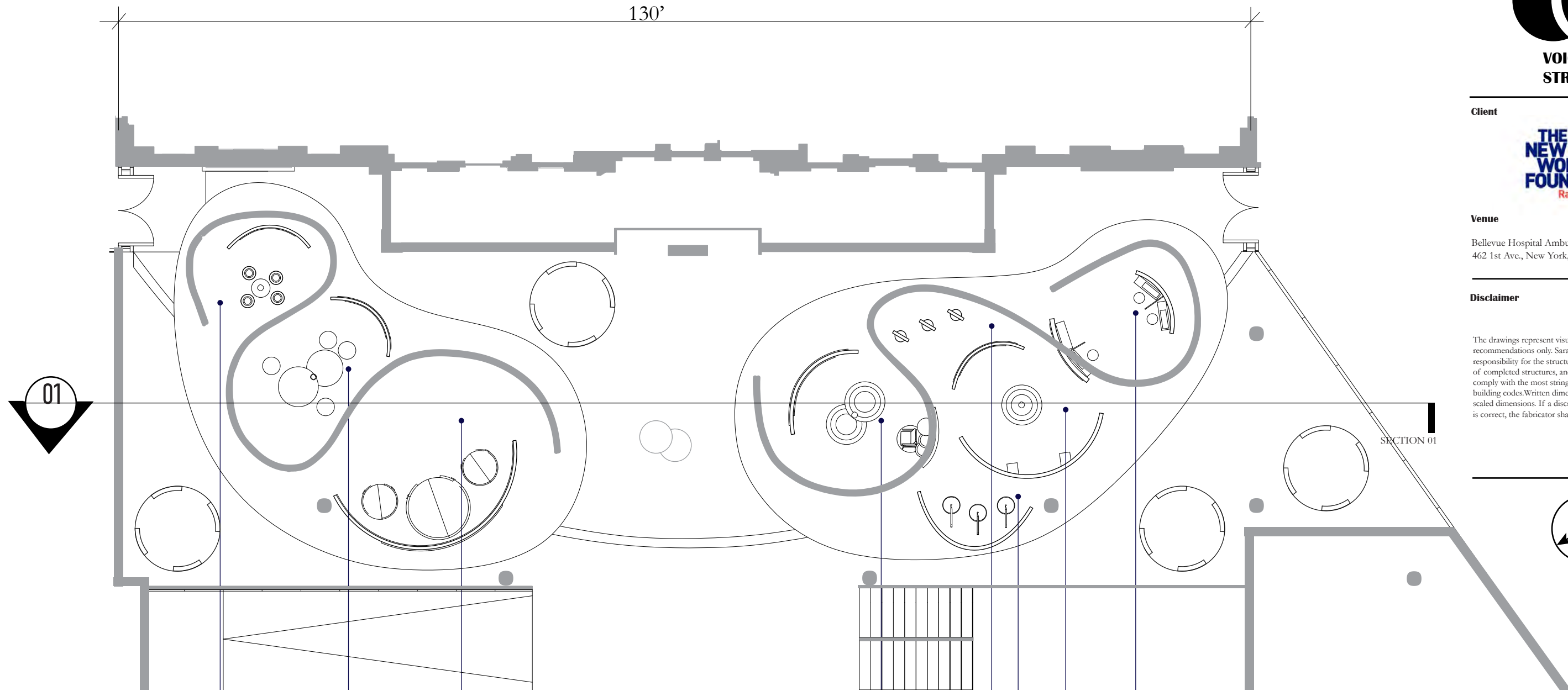


**Venue**

Bellevue Hospital Ambulatory Care Facility  
462 1st Ave., New York, NY 10016

**Disclaimer**

The drawings represent visual designs and construction recommendations only. Sarah Agudelo does not accept responsibility for the structural appropriateness or integrity of completed structures, and materials and construction must comply with the most stringent applicable fire, safety, and building codes. Written dimensions shall have precedence over scaled dimensions. If a discrepancy is discovered as to which is correct, the fabricator shall contact Sarah Agudelo.



A PLACE FOR SECOND  
AND SEVENTH  
CHANCES

# Dimension Plan

**Sarah Agudelo**  
 Exhibition and Experience Design  
 FASHION INSTITUTE OF TECHNOLOGY  
 School of Graduate Studies  
 227 West 27th Street  
 New York, NY 10001

**Project**



**VOICES OF STRENGTH**

**Client**

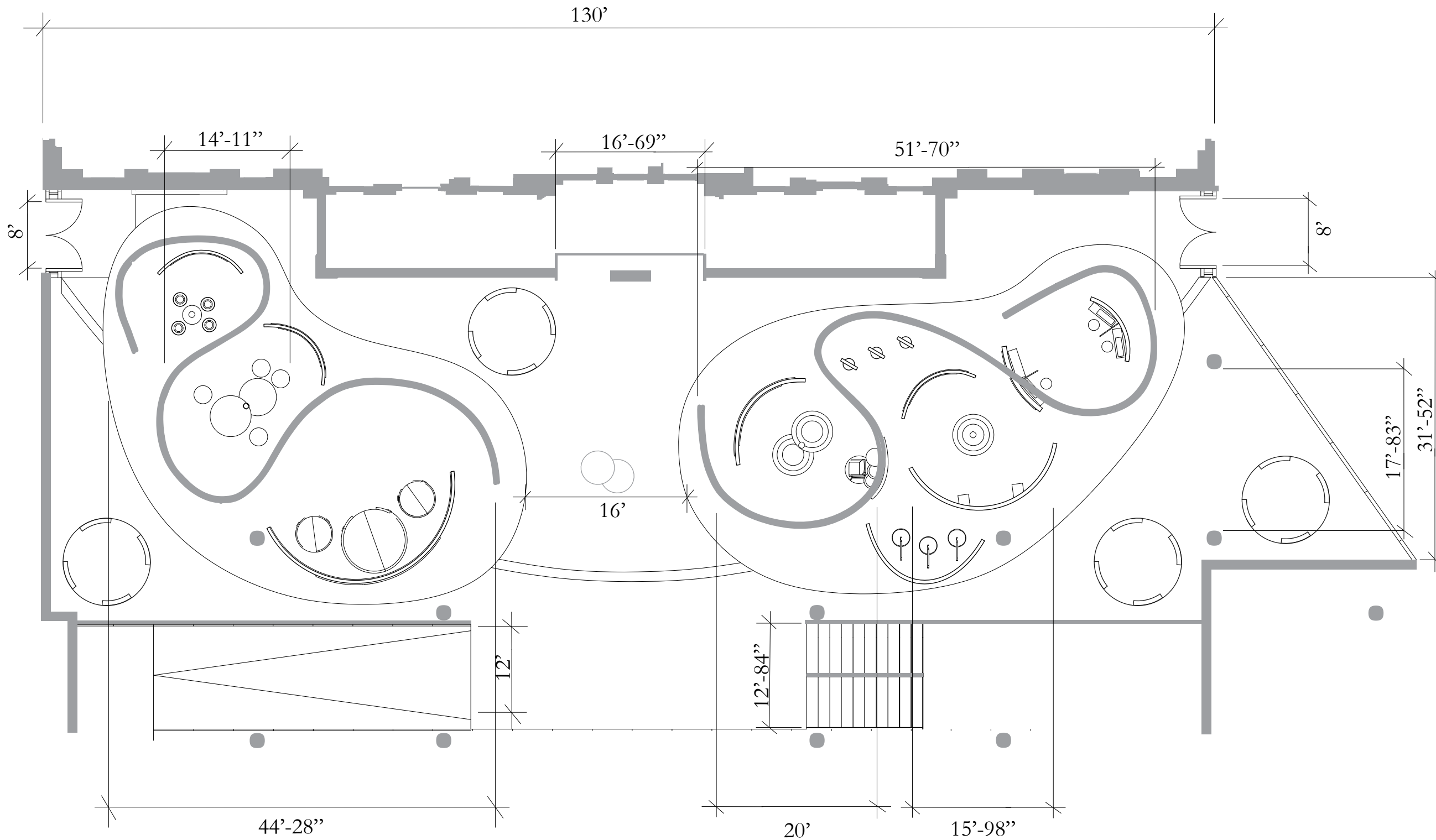
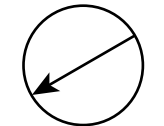


**Venue**

Bellevue Hospital Ambulatory Care Facility  
 462 1st Ave., New York, NY 10016

**Disclaimer**

The drawings represent visual designs and construction recommendations only. Sarah Agudelo does not accept responsibility for the structural appropriateness or integrity of completed structures, and materials and construction must comply with the most stringent applicable fire, safety, and building codes. Written dimensions shall have precedence over scaled dimensions. If a discrepancy is discovered as to which is correct, the fabricator shall contact Sarah Agudelo.



DRAWN BY: Sarah Agudelo  
 SCALE: 1:140  
 DATE: December 13, 2024  
 DRAWING NAME: Dimensioned Floor Plan



# Power and Data Plan

**Sarah Agudelo**  
 Exhibition and Experience Design  
 FASHION INSTITUTE OF TECHNOLOGY  
 School of Graduate Studies  
 227 West 27th Street  
 New York, NY 10001

**Project**



**VOICES OF  
STRENGTH**

**Client**

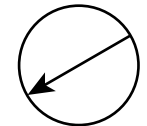
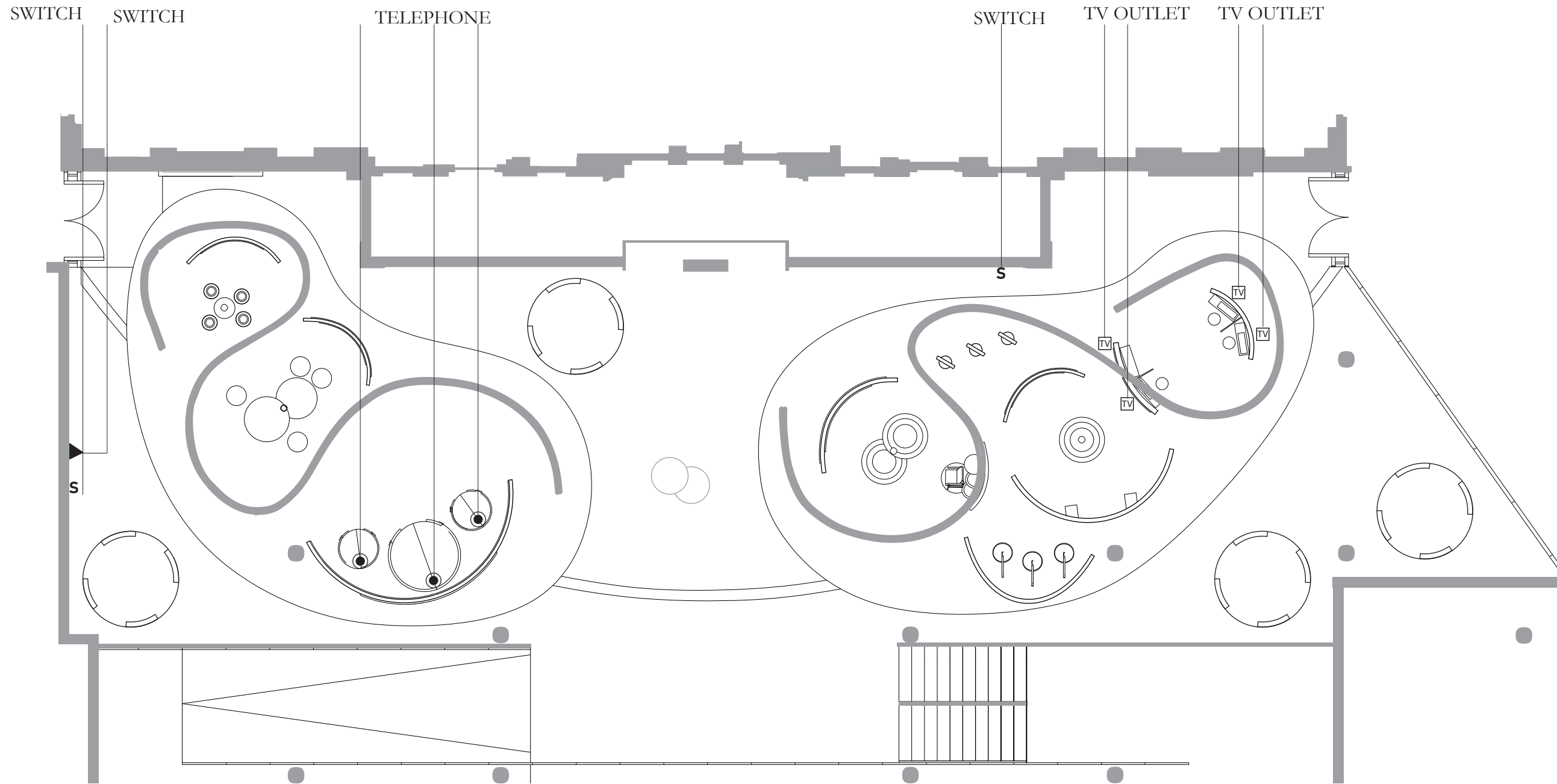


**Venue**

Bellevue Hospital Ambulatory Care Facility  
 462 1st Ave., New York, NY 10016

**Disclaimer**

The drawings represent visual designs and construction recommendations only. Sarah Agudelo does not accept responsibility for the structural appropriateness or integrity of completed structures, and materials and construction must comply with the most stringent applicable fire, safety, and building codes. Written dimensions shall have precedence over scaled dimensions. If a discrepancy is discovered as to which is correct, the fabricator shall contact Sarah Agudelo.



DRAWN BY: Sarah Agudelo  
 SCALE: 1:140  
 DATE: December 13, 2024  
 DRAWING NAME: Power Plan

**TECHNICAL DRAWINGS |  
SCHEDULES**



EAST ELEVATION 1:150

**Sarah Agudelo**  
Exhibition and Experience Design  
FASHION INSTITUTE OF TECHNOLOGY  
School of Graduate Studies  
227 West 27th Street  
New York, NY 10001

**Project**



**VOICES OF  
STRENGTH**

**Client**



**Venue**

Bellevue Hospital Ambulatory Care Facility  
462 1st Ave., New York, NY 10016

**Disclaimer**

The drawings represent visual designs and construction recommendations only. Sarah Agudelo does not accept responsibility for the structural appropriateness or integrity of completed structures, and materials and construction must comply with the most stringent applicable fire, safety, and building codes. Written dimensions shall have precedence over scaled dimensions. If a discrepancy is discovered as to which is correct, the fabricator shall contact Sarah Agudelo.

DRAWN BY: Sarah Agudelo  
SCALE: 1:150  
DATE: December 13, 2024  
DRAWING NAME: Elevation I

**Sarah Agudelo**

Exhibition and Experience Design  
FASHION INSTITUTE OF TECHNOLOGY  
School of Graduate Studies  
227 West 27th Street  
New York, NY 10001

**Project**



**VOICES OF  
STRENGTH**

**Client**



**Venue**

Bellevue Hospital Ambulatory Care Facility  
462 1st Ave., New York, NY 10016

**Disclaimer**

The drawings represent visual designs and construction recommendations only. Sarah Agudelo does not accept responsibility for the structural appropriateness or integrity of completed structures, and materials and construction must comply with the most stringent applicable fire, safety, and building codes. Written dimensions shall have precedence over scaled dimensions. If a discrepancy is discovered as to which is correct, the fabricator shall contact Sarah Agudelo.



EAST ELEVATION 1:150

DRAWN BY: Sarah Agudelo  
SCALE: 1:150  
DATE: December 13, 2024  
DRAWING NAME: Elevation I

**Sarah Agudelo**

Exhibition and Experience Design  
FASHION INSTITUTE OF TECHNOLOGY  
School of Graduate Studies  
227 West 27th Street  
New York, NY 10001

**Project**



**VOICES OF  
STRENGTH**

**Client**



**Venue**

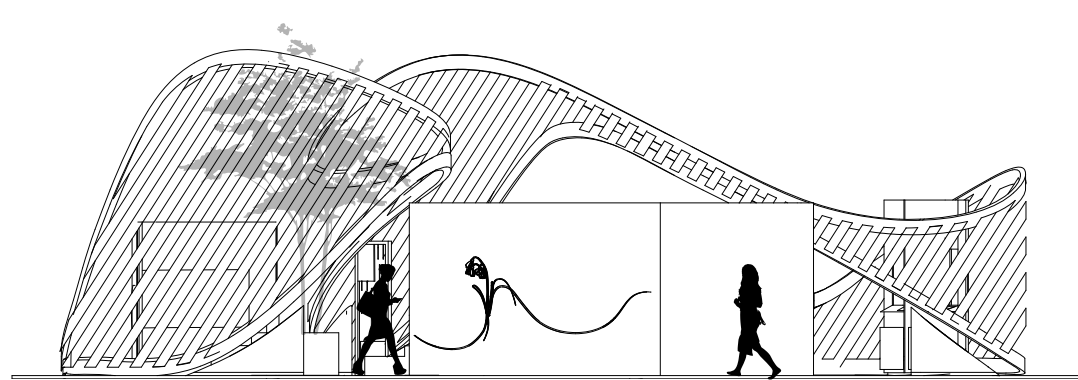

Bellevue Hospital Ambulatory Care Facility  
462 1st Ave., New York, NY 10016

**Disclaimer**



The drawings represent visual designs and construction recommendations only. Sarah Agudelo does not accept responsibility for the structural appropriateness or integrity of completed structures, and materials and construction must comply with the most stringent applicable fire, safety, and building codes. Written dimensions shall have precedence over scaled dimensions. If a discrepancy is discovered as to which is correct, the fabricator shall contact Sarah Agudelo.

DRAWN BY: Sarah Agudelo  
SCALE: 1:100  
DATE: December 13, 2024  
DRAWING NAME: East Elevation

DRAWN BY: Sarah Agudelo  
SCALE: 1:100  
DATE: December 13, 2024  
DRAWING NAME: West Elevation



EAST ELEVATION



WEST ELEVATION

**Sarah Agudelo**  
Exhibition and Experience Design  
FASHION INSTITUTE OF TECHNOLOGY  
School of Graduate Studies  
227 West 27th Street  
New York, NY 10001

**Project**



**VOICES OF  
STRENGTH**

**Client**

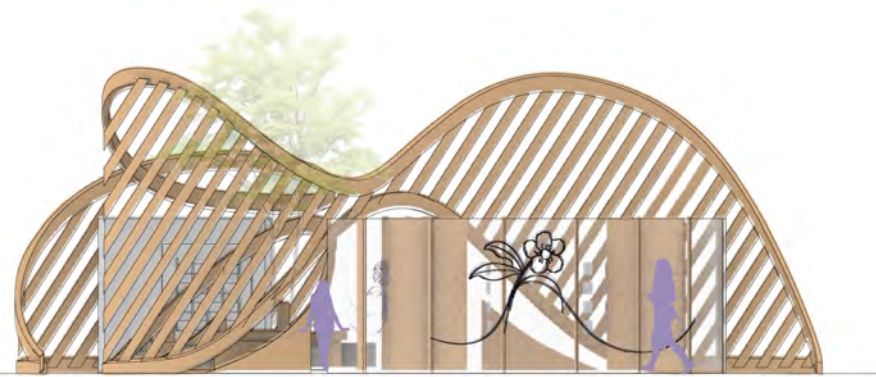


**Venue**

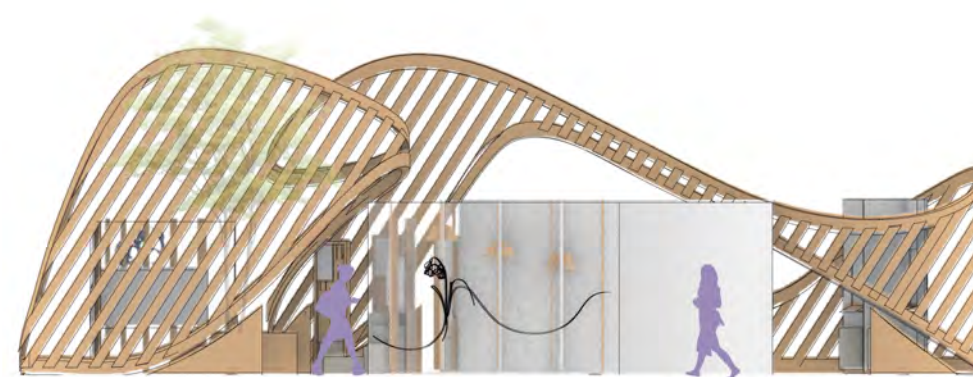
Bellevue Hospital Ambulatory Care Facility  
462 1st Ave., New York, NY 10016

**Disclaimer**

The drawings represent visual designs and construction recommendations only. Sarah Agudelo does not accept responsibility for the structural appropriateness or integrity of completed structures, and materials and construction must comply with the most stringent applicable fire, safety, and building codes. Written dimensions shall have precedence over scaled dimensions. If a discrepancy is discovered as to which is correct, the fabricator shall contact Sarah Agudelo.



EAST ELEVATION

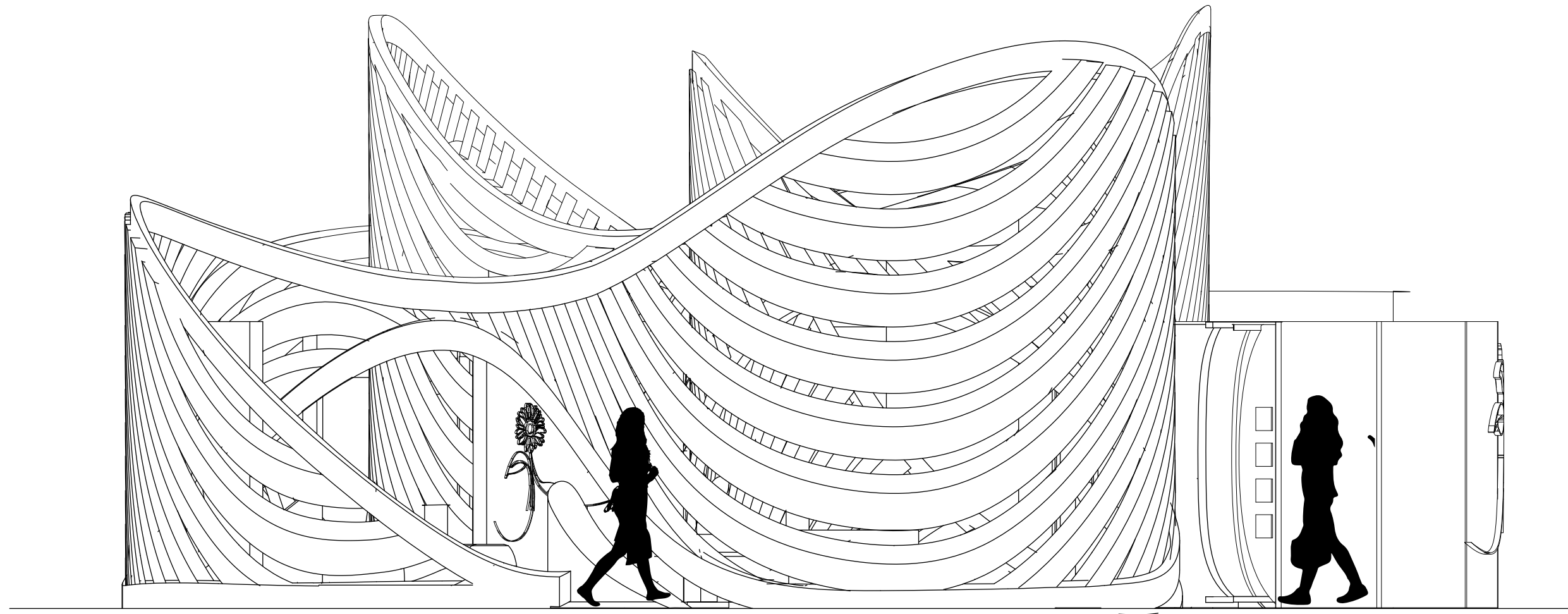


WEST ELEVATION



DRAWN BY: Sarah Agudelo  
SCALE: 1:100  
DATE: December 13, 2024  
DRAWING NAME: East Elevation

DRAWN BY: Sarah Agudelo  
SCALE: 1:100  
DATE: December 13, 2024  
DRAWING NAME: West Elevation



NORTH ELEVATION

**Sarah Agudelo**

Exhibition and Experience Design  
FASHION INSTITUTE OF TECHNOLOGY  
School of Graduate Studies  
227 West 27th Street  
New York, NY 10001

**Project**



**VOICES OF  
STRENGTH**

**Client**



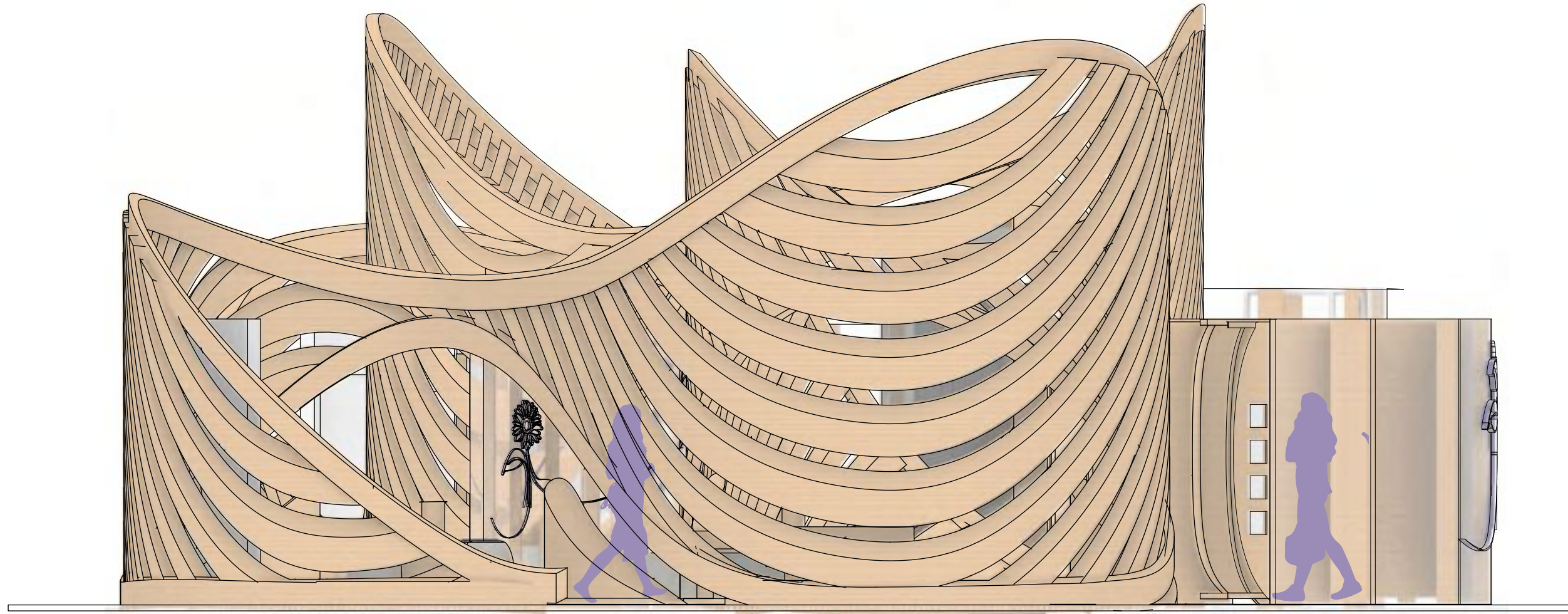
**Venue**

Bellevue Hospital Ambulatory Care Facility  
462 1st Ave., New York, NY 10016

**Disclaimer**

The drawings represent visual designs and construction recommendations only. Sarah Agudelo does not accept responsibility for the structural appropriateness or integrity of completed structures, and materials and construction must comply with the most stringent applicable fire, safety, and building codes. Written dimensions shall have precedence over scaled dimensions. If a discrepancy is discovered as to which is correct, the fabricator shall contact Sarah Agudelo.

DRAWN BY: Sarah Agudelo  
SCALE: 1:200  
DATE: December 13, 2024  
DRAWING NAME: North Elevation



NORTH ELEVATION

**Sarah Agudelo**

Exhibition and Experience Design  
FASHION INSTITUTE OF TECHNOLOGY  
School of Graduate Studies  
227 West 27th Street  
New York, NY 10001

**Project**



**VOICES OF  
STRENGTH**

**Client**



**Venue**

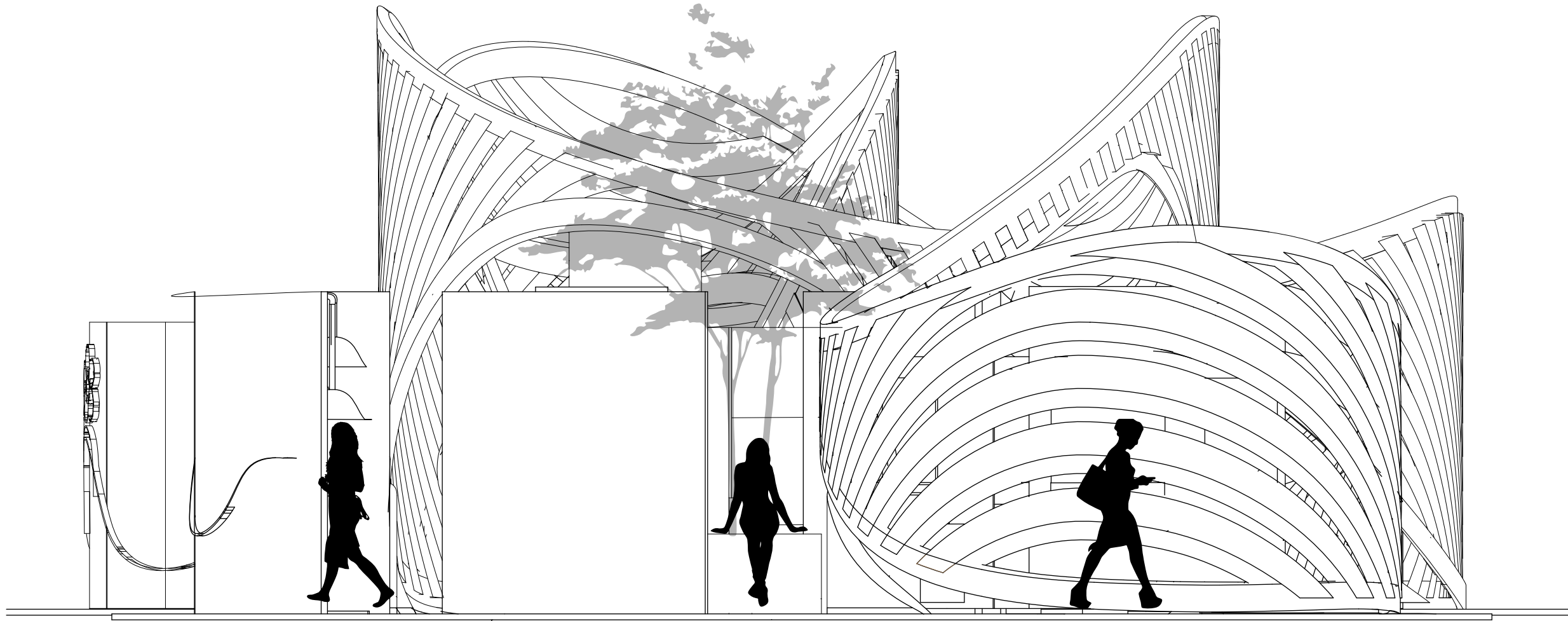
Bellevue Hospital Ambulatory Care Facility  
462 1st Ave., New York, NY 10016

**Disclaimer**

The drawings represent visual designs and construction recommendations only. Sarah Agudelo does not accept responsibility for the structural appropriateness or integrity of completed structures, and materials and construction must comply with the most stringent applicable fire, safety, and building codes. Written dimensions shall have precedence over scaled dimensions. If a discrepancy is discovered as to which is correct, the fabricator shall contact Sarah Agudelo.

DRAWN BY: Sarah Agudelo  
SCALE: 1:150  
DATE: December 13, 2024  
DRAWING NAME: North Elevation





WEST ELEVATION

**Sarah Agudelo**

Exhibition and Experience Design  
 FASHION INSTITUTE OF TECHNOLOGY  
 School of Graduate Studies  
 227 West 27th Street  
 New York, NY 10001

**Project**



**VOICES OF  
 STRENGTH**

**Client**



**Venue**

Bellevue Hospital Ambulatory Care Facility  
 462 1st Ave., New York, NY 10016

**Disclaimer**

The drawings represent visual designs and construction recommendations only. Sarah Agudelo does not accept responsibility for the structural appropriateness or integrity of completed structures, and materials and construction must comply with the most stringent applicable fire, safety, and building codes. Written dimensions shall have precedence over scaled dimensions. If a discrepancy is discovered as to which is correct, the fabricator shall contact Sarah Agudelo.

DRAWN BY: Sarah Agudelo  
 SCALE: 1:150  
 DATE: December 13, 2024  
 DRAWING NAME: West Elevation

**Sarah Agudelo**  
Exhibition and Experience Design  
FASHION INSTITUTE OF TECHNOLOGY  
School of Graduate Studies  
227 West 27th Street  
New York, NY 10001

**Project**



**VOICES OF  
STRENGTH**

**Client**

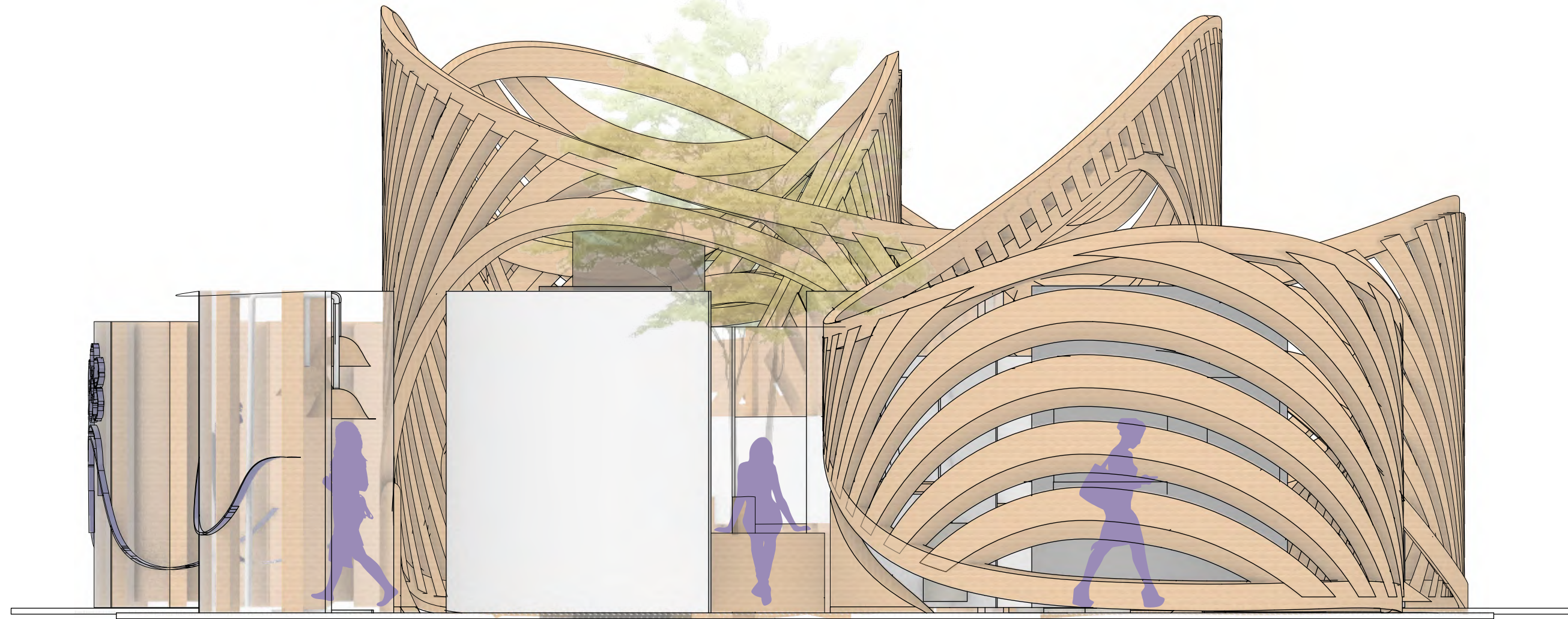


**Venue**

Bellevue Hospital Ambulatory Care Facility  
462 1st Ave., New York, NY 10016

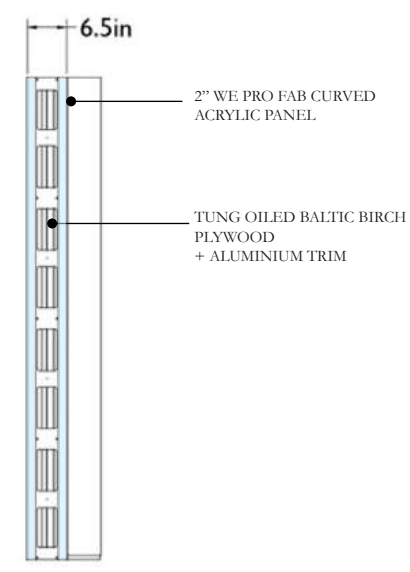
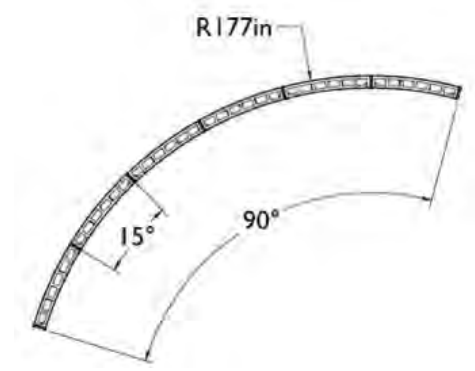
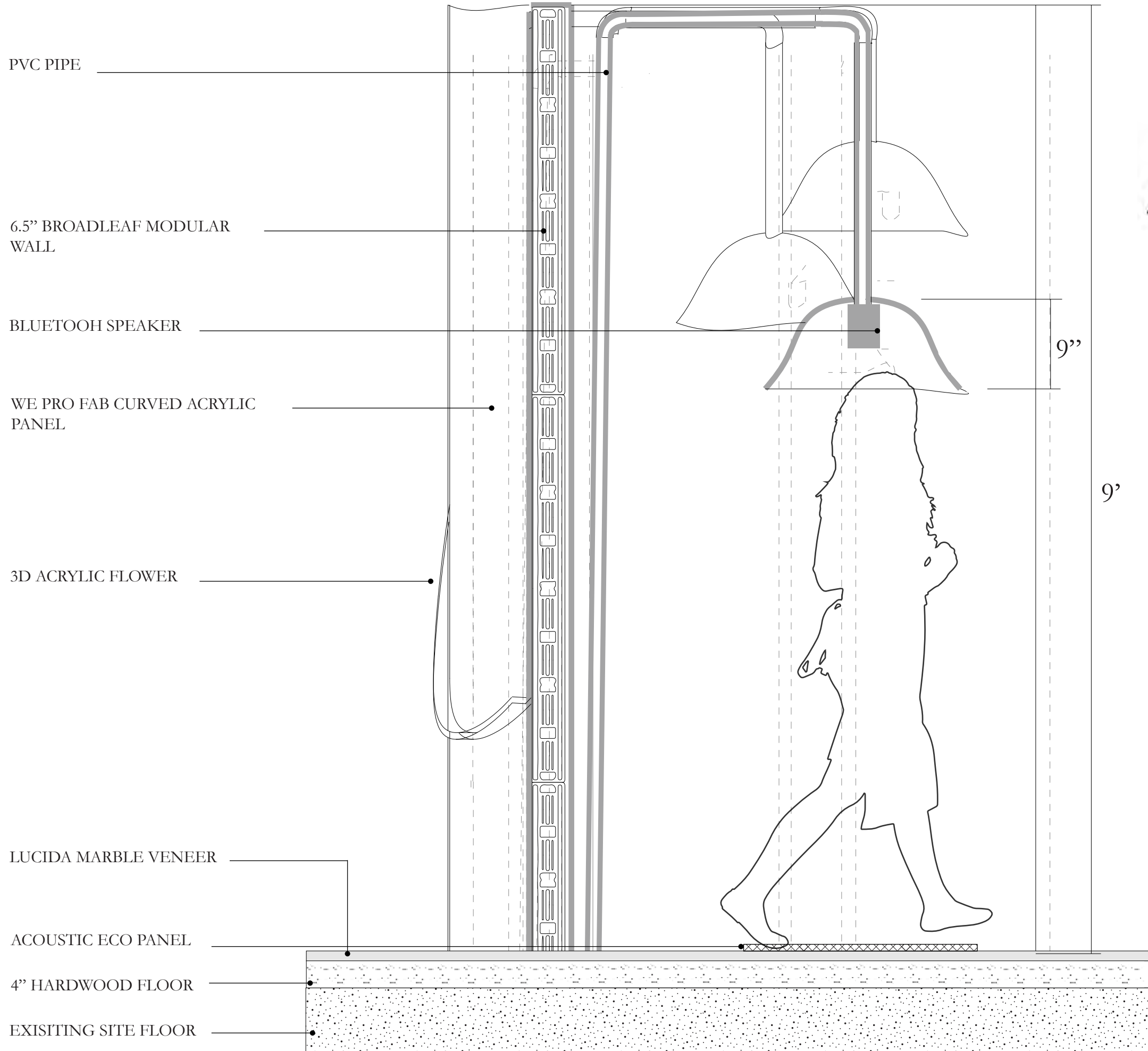
**Disclaimer**

The drawings represent visual designs and construction recommendations only. Sarah Agudelo does not accept responsibility for the structural appropriateness or integrity of completed structures, and materials and construction must comply with the most stringent applicable fire, safety, and building codes. Written dimensions shall have precedence over scaled dimensions. If a discrepancy is discovered as to which is correct, the fabricator shall contact Sarah Agudelo.



WEST ELEVATION

DRAWN BY: Sarah Agudelo  
SCALE: 1:150  
DATE: December 13, 2024  
DRAWING NAME: West Elevation

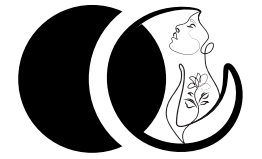


6.5" BROADLEAF MODULAR WALL DETAIL

SECTION DETAIL

**Sarah Agudelo**  
 Exhibition and Experience Design  
 FASHION INSTITUTE OF TECHNOLOGY  
 School of Graduate Studies  
 227 West 27th Street  
 New York, NY 10001

**Project**



**VOICES OF STRENGTH**

**Client**



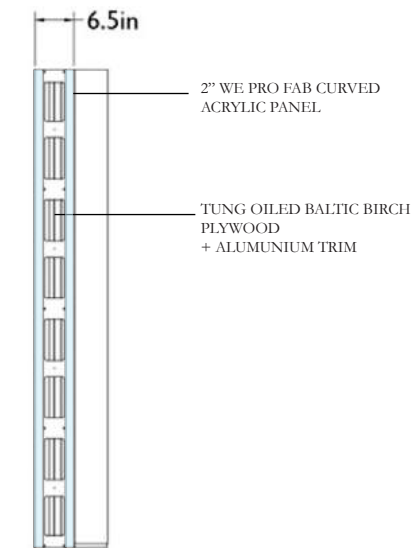
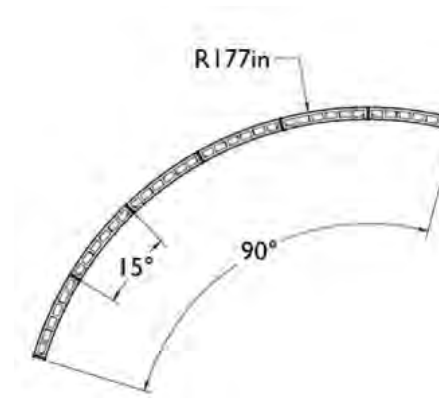
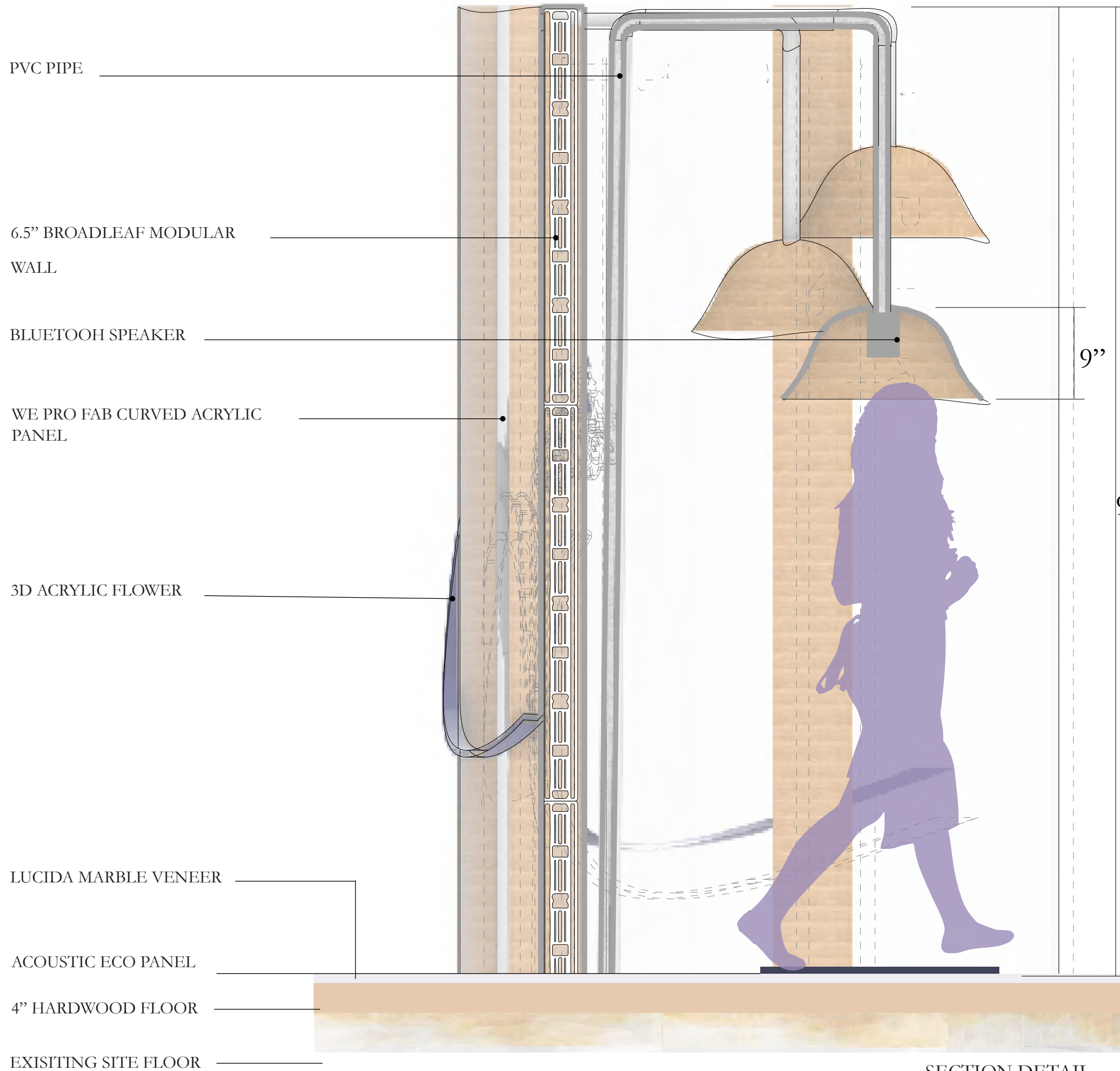
**Venue**

Bellevue Hospital Ambulatory Care Facility  
 462 1st Ave., New York, NY 10016

**Disclaimer**

The drawings represent visual designs and construction recommendations only. Sarah Agudelo does not accept responsibility for the structural appropriateness or integrity of completed structures, and materials and construction must comply with the most stringent applicable fire, safety, and building codes. Written dimensions shall have precedence over scaled dimensions. If a discrepancy is discovered as to which is correct, the fabricator shall contact Sarah Agudelo.

DRAWN BY: Sarah Agudelo  
 SCALE: 1:24  
 DATE: December 13, 2024  
 DRAWING NAME: Section Detail



6.5" BROADLEAF MODULAR WALL DETAIL

**Sarah Agudelo**  
 Exhibition and Experience Design  
 FASHION INSTITUTE OF TECHNOLOGY  
 School of Graduate Studies  
 227 West 27th Street  
 New York, NY 10001

**Project**



**VOICES OF STRENGTH**

**Client**



**Venue**

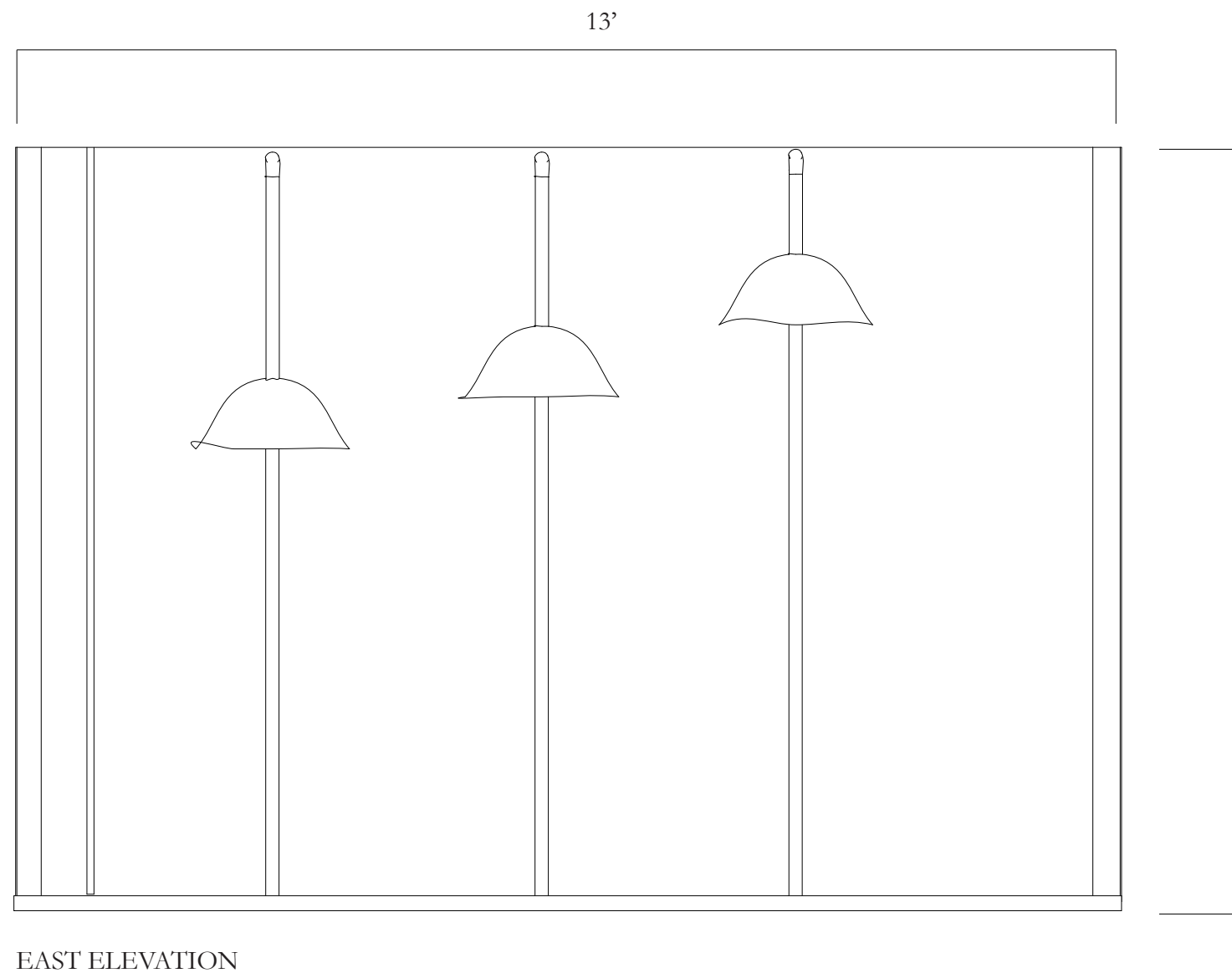

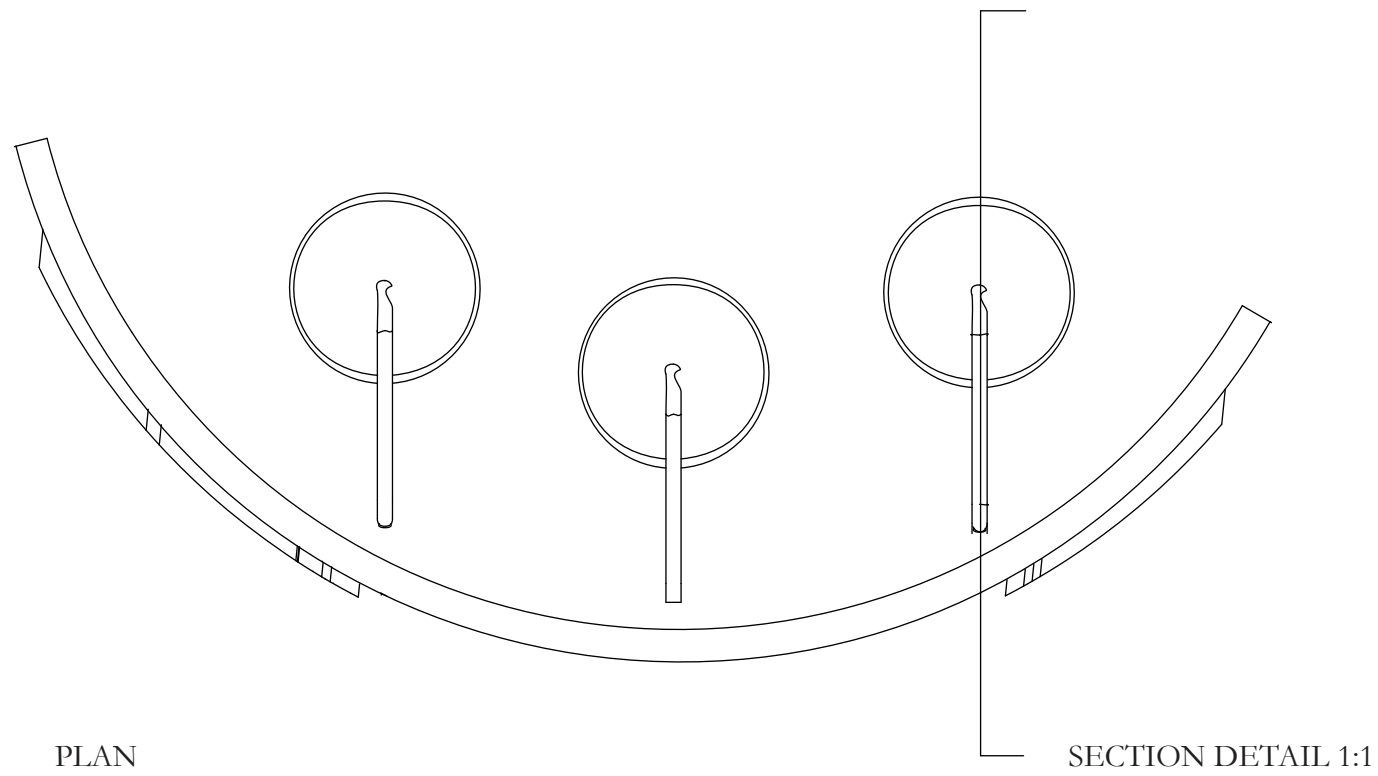
Bellevue Hospital Ambulatory Care Facility  
 462 1st Ave., New York, NY 10016

**Disclaimer**

The drawings represent visual designs and construction recommendations only. Sarah Agudelo does not accept responsibility for the structural appropriateness or integrity of completed structures, and materials and construction must comply with the most stringent applicable fire, safety, and building codes. Written dimensions shall have precedence over scaled dimensions. If a discrepancy is discovered as to which is correct, the fabricator shall contact Sarah Agudelo.

DRAWN BY: Sarah Agudelo  
 SCALE: 1:1  
 DATE: December 13, 2024  
 DRAWING NAME: Section Detail

SECTION DETAIL



**Sarah Agudelo**  
 Exhibition and Experience Design  
 FASHION INSTITUTE OF TECHNOLOGY  
 School of Graduate Studies  
 227 West 27th Street  
 New York, NY 10001

**Project**



**VOICES OF  
 STRENGTH**

**Client**



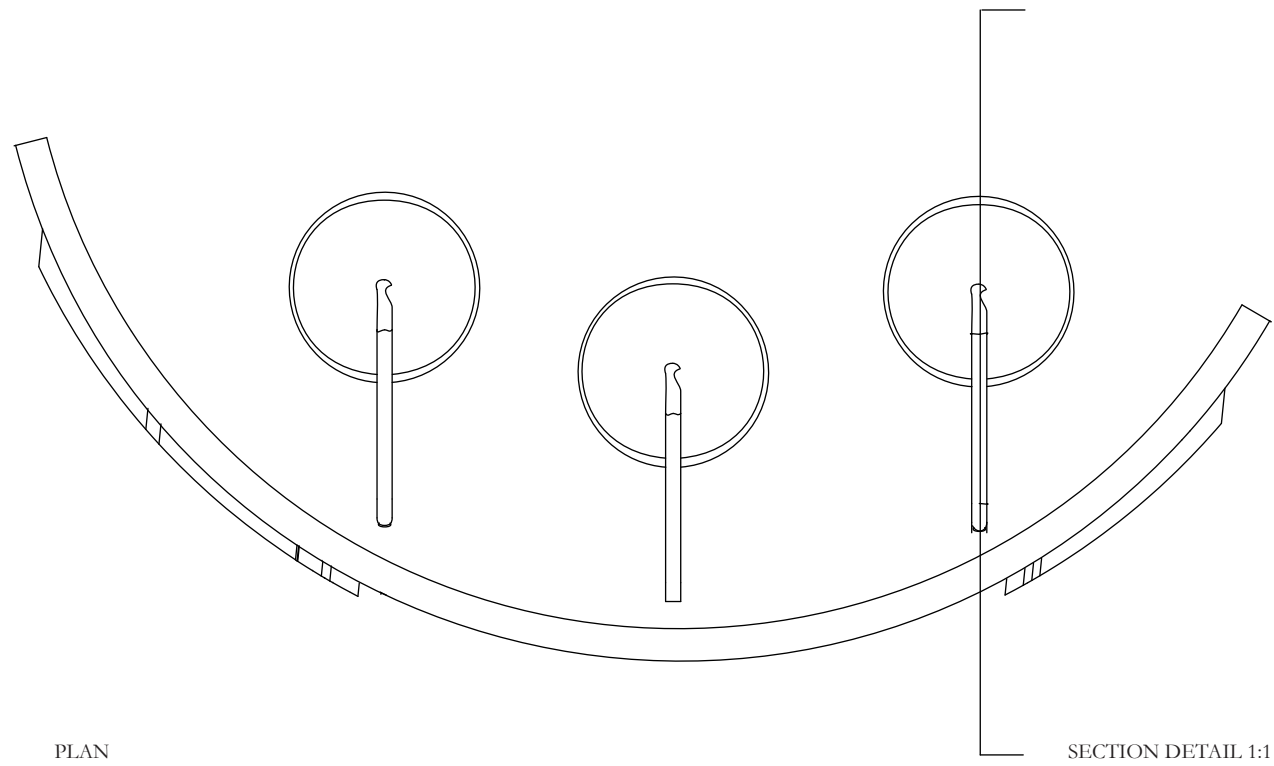
**Venue**

Bellevue Hospital Ambulatory Care Facility  
 462 1st Ave., New York, NY 10016

**Disclaimer**

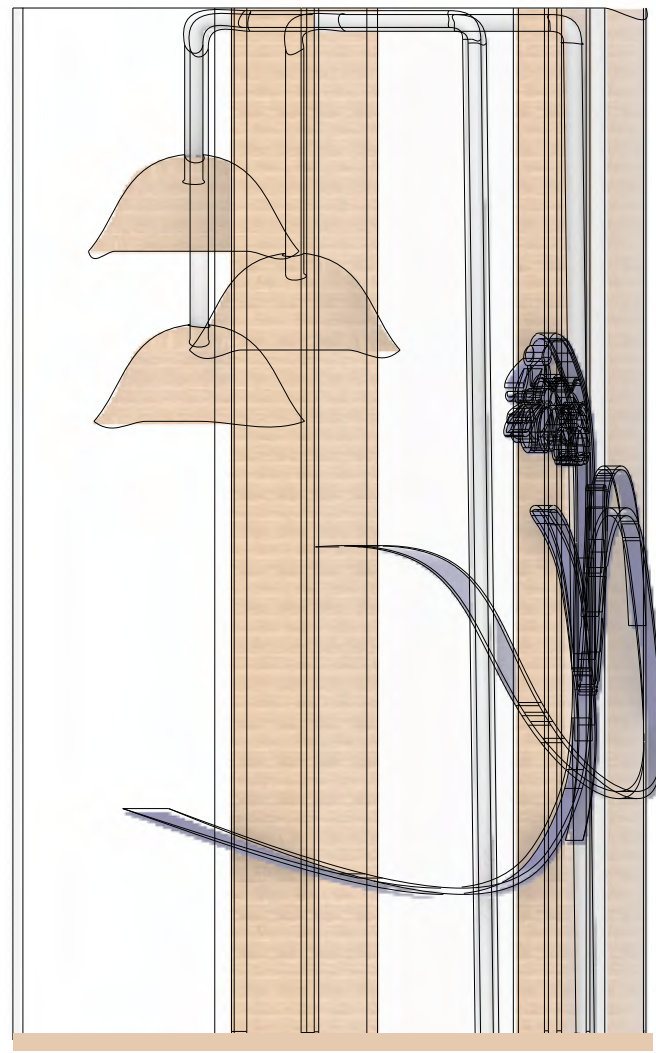
The drawings represent visual designs and construction recommendations only. Sarah Agudelo does not accept responsibility for the structural appropriateness or integrity of completed structures, and materials and construction must comply with the most stringent applicable fire, safety, and building codes. Written dimensions shall have precedence over scaled dimensions. If a discrepancy is discovered as to which is correct, the fabricator shall contact Sarah Agudelo.

|               |                   |
|---------------|-------------------|
| DRAWN BY:     | Sarah Agudelo     |
| SCALE:        | 1:24              |
| DATE:         | December 13, 2024 |
| DRAWING NAME: | Plan 01           |
|               |                   |
| DRAWN BY:     | Sarah Agudelo     |
| SCALE:        | 1:24              |
| DATE:         | December 13, 2024 |
| DRAWING NAME: | North Elevation   |
|               |                   |
| DRAWN BY:     | Sarah Agudelo     |
| SCALE:        | 1:24              |
| DATE:         | December 13, 2024 |
| DRAWING NAME: | East Elevation    |

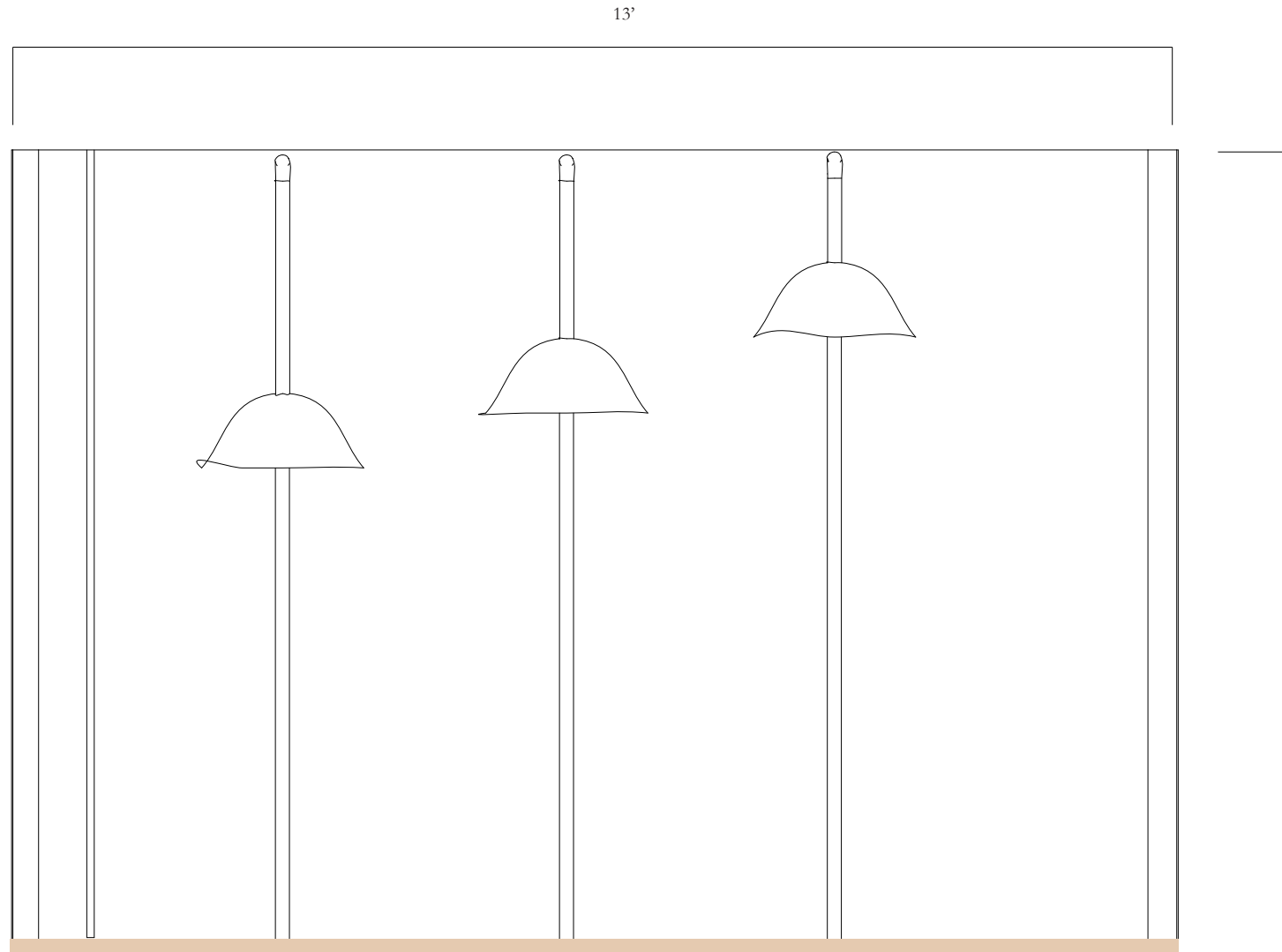


PLAN

SECTION DETAIL 1:1



NORTH ELEVATION



EAST ELEVATION

**Sarah Agudelo**  
 Exhibition and Experience Design  
 FASHION INSTITUTE OF TECHNOLOGY  
 School of Graduate Studies  
 227 West 27th Street  
 New York, NY 10001

**Project**



**VOICES OF  
 STRENGTH**

**Client**



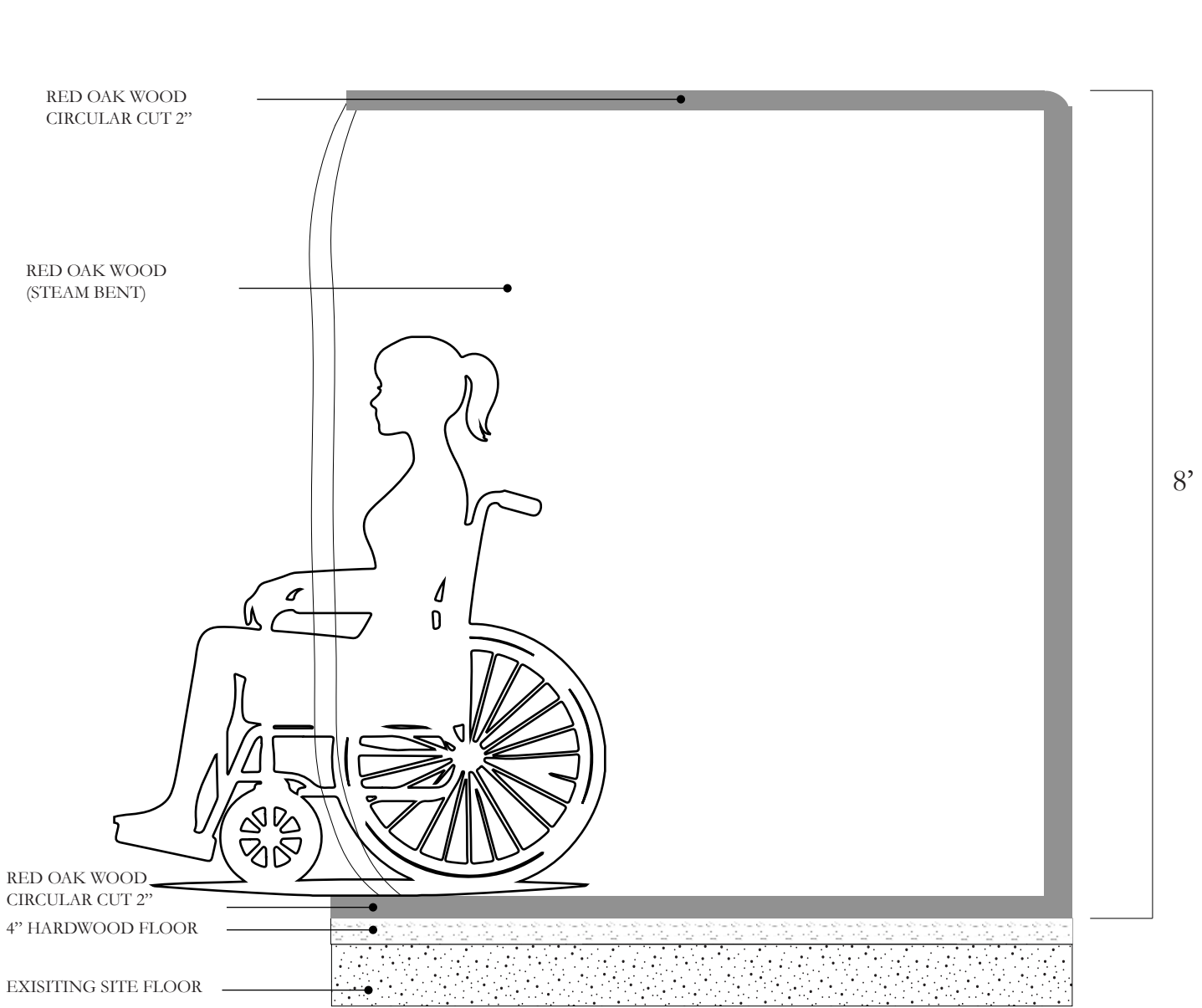
**Venue**

Bellevue Hospital Ambulatory Care Facility  
 462 1st Ave., New York, NY 10016

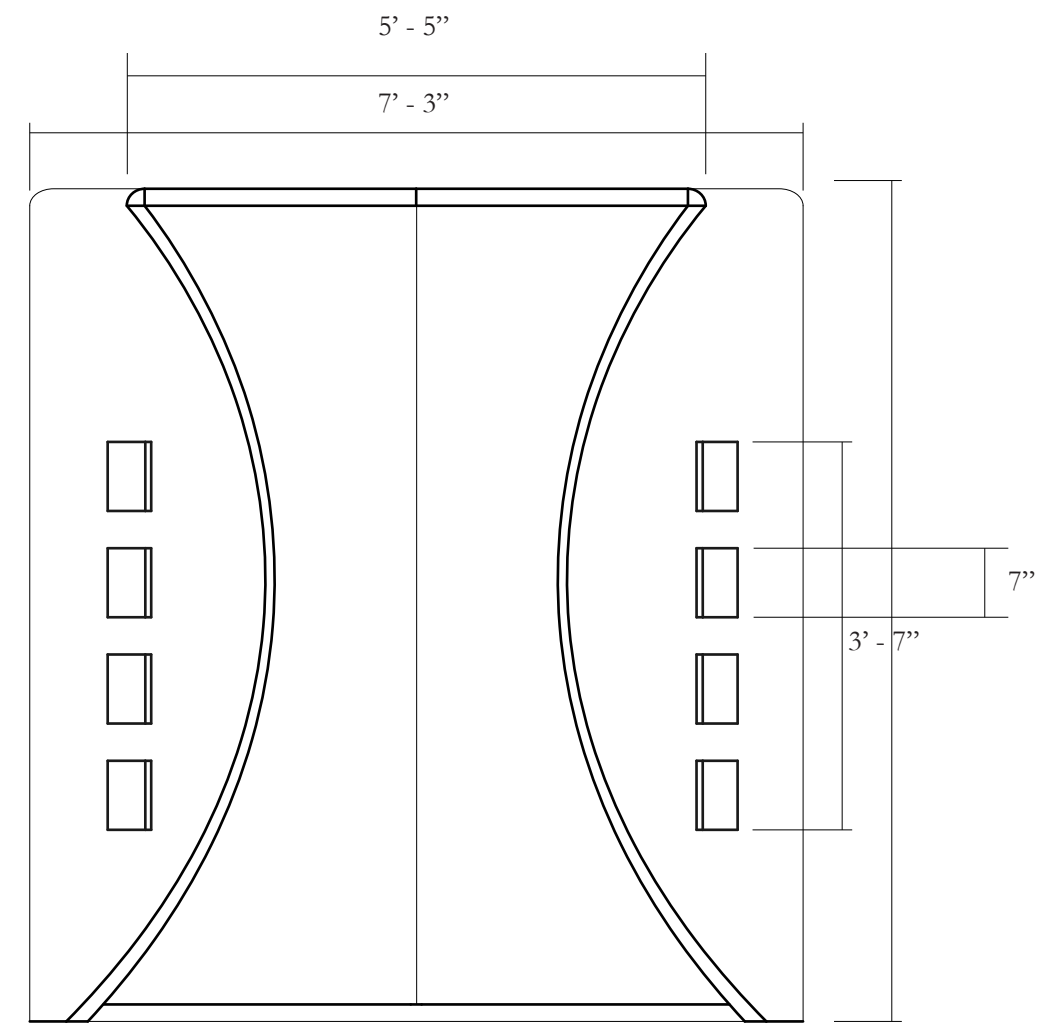
**Disclaimer**

The drawings represent visual designs and construction recommendations only. Sarah Agudelo does not accept responsibility for the structural appropriateness or integrity of completed structures, and materials and construction must comply with the most stringent applicable fire, safety, and building codes. Written dimensions shall have precedence over scaled dimensions. If a discrepancy is discovered as to which is correct, the fabricator shall contact Sarah Agudelo.

|               |                   |
|---------------|-------------------|
| DRAWN BY:     | Sarah Agudelo     |
| SCALE:        | 1:24              |
| DATE:         | December 13, 2024 |
| DRAWING NAME: | Plan 01           |
|               |                   |
| DRAWN BY:     | Sarah Agudelo     |
| SCALE:        | 1:24              |
| DATE:         | December 13, 2024 |
| DRAWING NAME: | North Elevation   |
|               |                   |
| DRAWN BY:     | Sarah Agudelo     |
| SCALE:        | 1:150             |
| DATE:         | December 13, 2024 |
| DRAWING NAME: | East Elevation    |



PHONE BOOTH SECTION DETAIL



PHONE BOOTH ELEVATION

**Sarah Agudelo**  
 Exhibition and Experience Design  
 FASHION INSTITUTE OF TECHNOLOGY  
 School of Graduate Studies  
 227 West 27th Street  
 New York, NY 10001



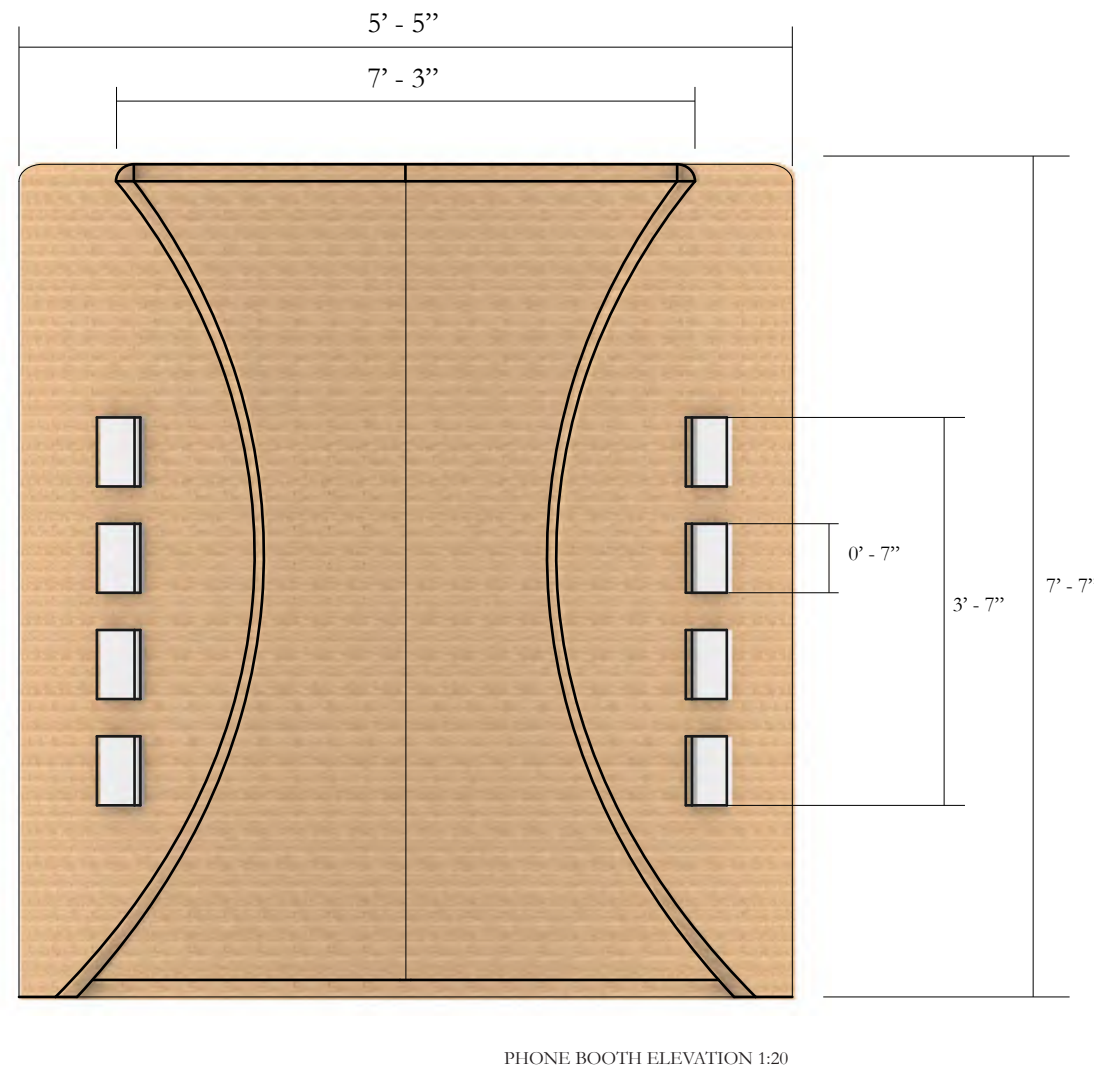
**Venue**  
 Bellevue Hospital Ambulatory Care Facility  
 462 1st Ave., New York, NY 10016

**Disclaimer**

The drawings represent visual designs and construction recommendations only. Sarah Agudelo does not accept responsibility for the structural appropriateness or integrity of completed structures, and materials and construction must comply with the most stringent applicable fire, safety, and building codes. Written dimensions shall have precedence over scaled dimensions. If a discrepancy is discovered as to which is correct, the fabricator shall contact Sarah Agudelo.

DRAWN BY: Sarah Agudelo  
 SCALE: 1:20  
 DATE: December 13, 2024  
 DRAWING NAME: Phone Booth Section Detail 01

DRAWN BY: Sarah Agudelo  
 SCALE: 1:20  
 DATE: December 13, 2024  
 DRAWING NAME: Phone Booth Elevation 01



**Sarah Agudelo**  
 Exhibition and Experience Design  
 FASHION INSTITUTE OF TECHNOLOGY  
 School of Graduate Studies  
 227 West 27th Street  
 New York, NY 10001

**Project**



**VOICES OF  
STRENGTH**

**Client**



**Venue**

Bellevue Hospital Ambulatory Care Facility  
 462 1st Ave., New York, NY 10016

**Disclaimer**

The drawings represent visual designs and construction recommendations only. Sarah Agudelo does not accept responsibility for the structural appropriateness or integrity of completed structures, and materials and construction must comply with the most stringent applicable fire, safety, and building codes. Written dimensions shall have precedence over scaled dimensions. If a discrepancy is discovered as to which is correct, the fabricator shall contact Sarah Agudelo.

DRAWN BY: Sarah Agudelo  
 SCALE: 1:150  
 DATE: December 13, 2024  
 DRAWING NAME: Section I



**Project**



**VOICES OF STRENGTH**

**Client**



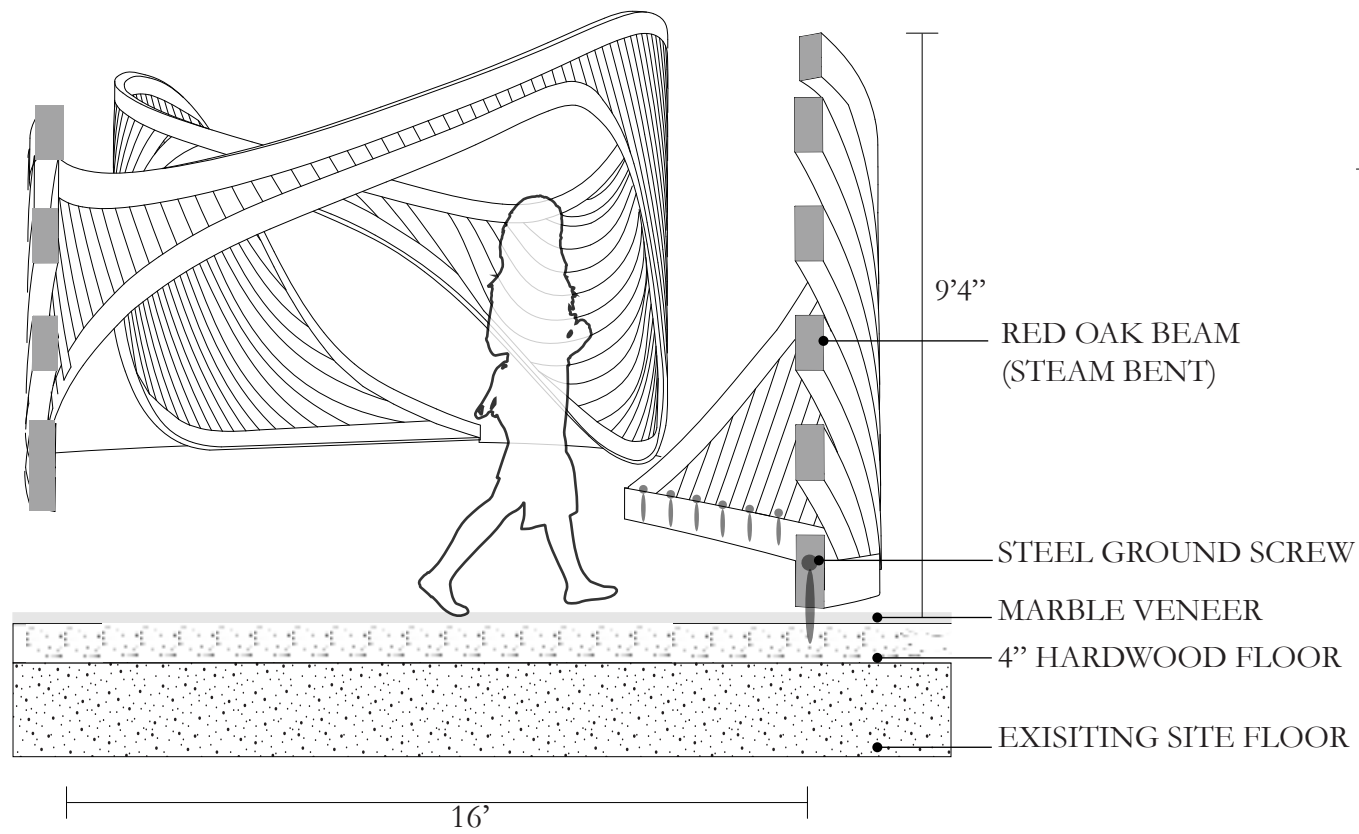
**Venue**

Bellevue Hospital Ambulatory Care Facility  
 462 1st Ave., New York, NY 10016

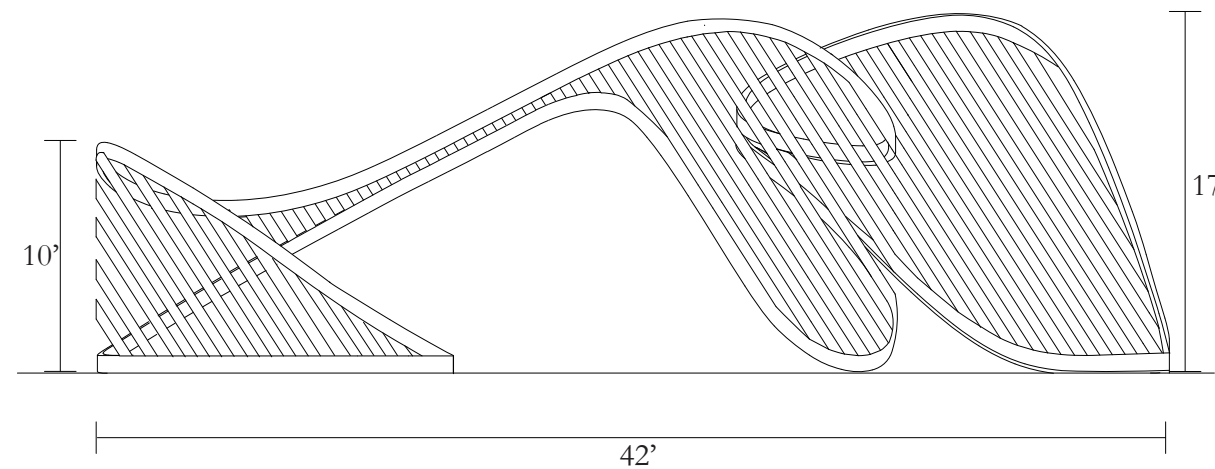
**Disclaimer**

The drawings represent visual designs and construction recommendations only. Sarah Agudelo does not accept responsibility for the structural appropriateness or integrity of completed structures, and materials and construction must comply with the most stringent applicable fire, safety, and building codes. Written dimensions shall have precedence over scaled dimensions. If a discrepancy is discovered as to which is correct, the fabricator shall contact Sarah Agudelo.

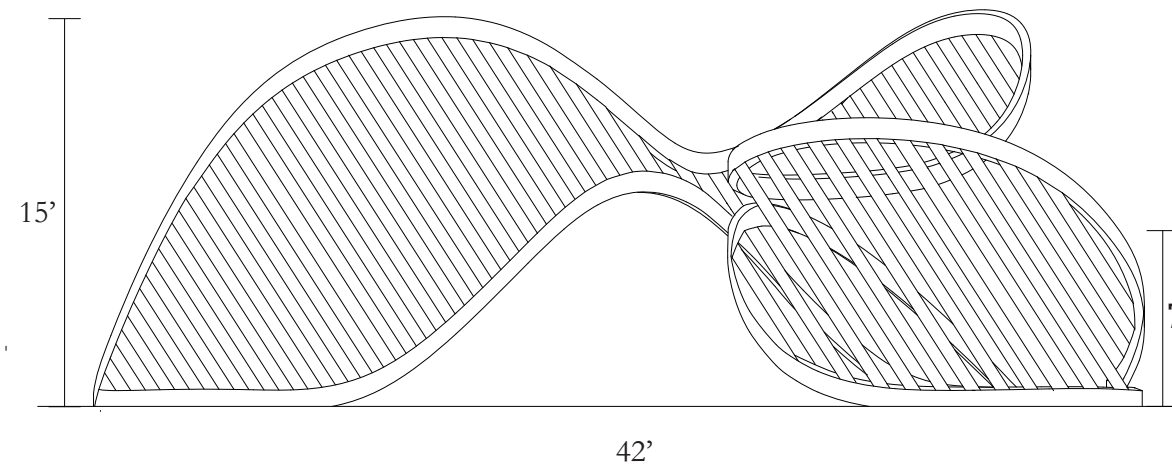
|               |                          |
|---------------|--------------------------|
| DRAWN BY:     | Sarah Agudelo            |
| SCALE:        | 1:8                      |
| DATE:         | December 13, 2024        |
| DRAWING NAME: | Wood Structure Elevation |
|               |                          |
| DRAWN BY:     | Sarah Agudelo            |
| SCALE:        | 1:200                    |
| DATE:         | December 13, 2024        |
| DRAWING NAME: | Wood Structure Section   |



WOOD STRUCTURE DETAIL SECTION



WOOD STRUCTURE ELEVATION 01



WOOD STRUCTURE ELEVATION 02

**Project**



**VOICES OF STRENGTH**

**Client**



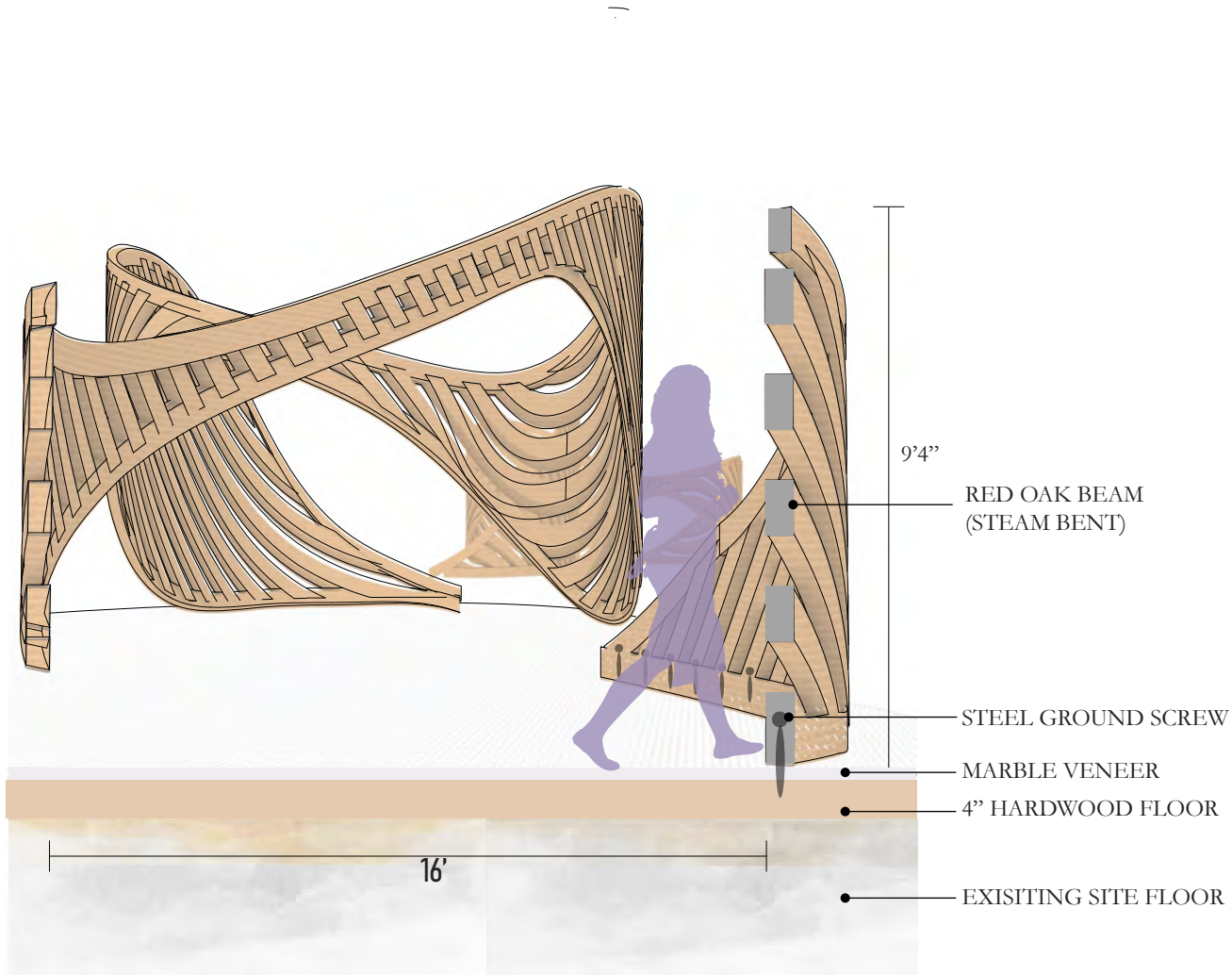
**Venue**

Bellevue Hospital Ambulatory Care Facility  
 462 1st Ave., New York, NY 10016

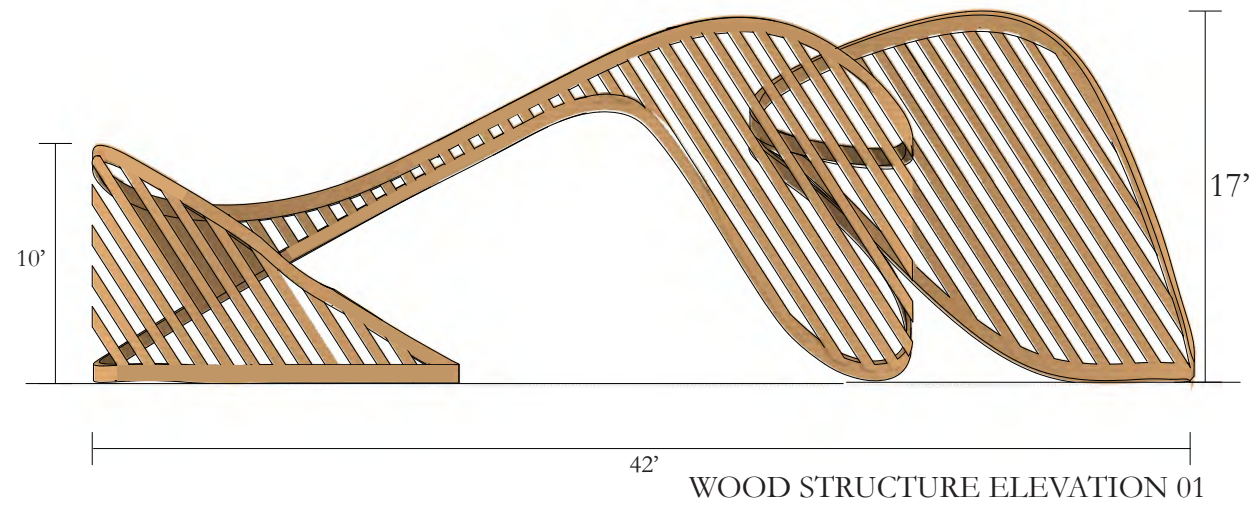
**Disclaimer**

The drawings represent visual designs and construction recommendations only. Sarah Agudelo does not accept responsibility for the structural appropriateness or integrity of completed structures, and materials and construction must comply with the most stringent applicable fire, safety, and building codes. Written dimensions shall have precedence over scaled dimensions. If a discrepancy is discovered as to which is correct, the fabricator shall contact Sarah Agudelo.

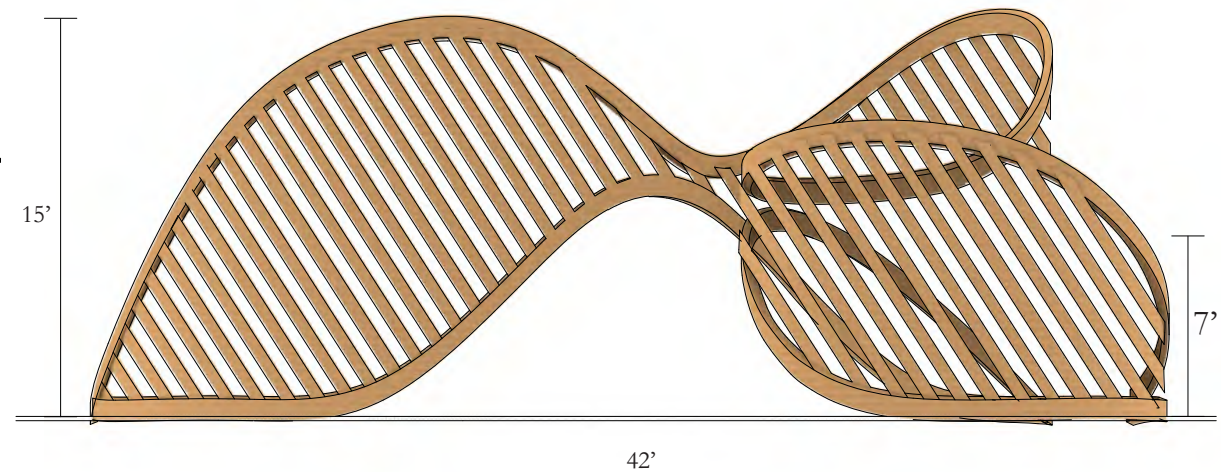
|               |                          |
|---------------|--------------------------|
| DRAWN BY:     | Sarah Agudelo            |
| SCALE:        | 1:8                      |
| DATE:         | December 13, 2024        |
| DRAWING NAME: | Wood Structure Elevation |
|               |                          |
| DRAWN BY:     | Sarah Agudelo            |
| SCALE:        | 1:200                    |
| DATE:         | December 13, 2024        |
| DRAWING NAME: | Wood Structure Section   |



WOOD STRUCTURE DETAIL 1:8



WOOD STRUCTURE ELEVATION 01



WOOD STRUCTURE ELEVATION 02

# Object + Artifact Schedule

|                     |  |  |                               |                        |         |
|---------------------|--|--|-------------------------------|------------------------|---------|
| <b>CODE</b>         | 24138-807268   | 31555-46                                 | MID-56372                     | R24.341                | 1962049 |
| <b>DESCRIPTION</b>  | Artisan Studio Handcrafted Ceramic Collection Cracked Vase | Emperor's Jade Marquetry Frame - Cracked | Hans Wegner Style Shell Chair | A5 Snap Spiral Journal | Fry Pan |
| <b>MANUFACTURER</b> | MoMA Design  | Frametolia                               | Modern In Designs             | Leatherology           | Caraway |
|                     |  |  |                               |                        |         |

# Material Schedule

|                        |   |  |  |  |
|------------------------|---|--|--|--|
| <b>MATERIAL</b>        | BROADLEAF<br>MODULAR WALL                           | CURVED<br>ACRYLIC PANEL                              | BASED 3D<br>PRINTING MATERIAL                  | STONE VENEER                                   |
| <b>CODE</b>            | MKI   | XW4L-01  | FI27393932                                     | 1005039  |
| <b>EXHIBIT AREA</b>    | CURVED WALLS FOR SIX OUT<br>OF EIGHT EXPERIENCES    | CURVED WALLS FOR SIX OUT<br>OF EIGHT EXPERIENCES     | FURNITURE PIECES FOR<br>ACTIVITIES             | FURNITURE PIECES FOR<br>ACTIVITIES             |
| <b>EXHIBITION NAME</b> | VOICES OF STRENGTH                                  | VOICES OF STRENGTH                                   | VOICES OF STRENGTH                             | VOICES OF STRENGTH                             |
| <b>DESCRIPTION</b>     | TUNG OILED BALTIC BIRCH<br>PLYWOOD + ALUMINIUM TRIM | CURVED PLEXIGLASS 6MM SHEET                          | SULAPAC FLOW 1.7 WOOD BASED<br>FILAMENT        | BELGIUM BLUE SLATE-LIGHT<br>STONE VENEER SHEET |
| <b>MANUFACTURER</b>    | UPLAND EXHIBITS                                     | WE PRO FAB   | SULAPAC  | SLATE LIGHT                                    |
| <b>COLOR</b>           | LIGHT YELLOW / BLONDE                               | TRANSLUCENT/ WHITE                                   | LIGHT TO DARK<br>BROWN                         | DARK GREY WITH BLUE<br>UNDERTONES              |
| <b>FINISH/PATTERN</b>  | STRAIGHT GRAIN,<br>FINE TEXTURE                     | SMOOTH   | HARD, GRAIN FINISH                             | ROUGH STONE TEXTURE,<br>VARIED PATTERN         |
| <b>NOTES</b>           | STRUCTURE PANELS FOR<br>CURVED WALLS                | CURVED ACRYLIC SHEETS<br>ATTACHED TO BROADLEAF WALLS | SUSTAINABLE 3D PRINT<br>FILAMENT FOR FURNITURE | STONE VENEER WRAP FOR<br>FURNITURE             |
|                        |   |  |  |  |

# Material Schedule

|                        |   |   |   |   |   |
|------------------------|---|---|---|---|---|
| <b>MATERIAL</b>        | MARBLE VENEER   | HARDWOOD  | ACOUSTIC ECO PANEL                      | GYPSUM BOARD                              | RED OAK WOOD                            |
| <b>CODE</b>            | PC-1122   | LFW06-10  | ACP04                                   | FHX002                                    | NHLA                                    |
| <b>EXHIBIT AREA</b>    | EXHIBIT FLOORING OVERLAY                                    | EXHIBIT FLOORING  | ACTIVITIES USING SOUND                  | CURVED WALLS FOR TWO OF EIGHT EXPERIENCES | CURVED STRUCTURE THROUGHOUT THE EXHIBIT |
| <b>EXHIBITION NAME</b> | VOICES OF STRENGTH  | VOICES OF STRENGTH  | VOICES OF STRENGTH                      | VOICES OF STRENGTH                        | VOICES OF STRENGTH                      |
| <b>DESCRIPTION</b>     | LUCIDA PRESCORE 24" WIDE SMOOTH CARRARA VINYL TILE FLOORING | MOHAWK ADVANCE 7" WIDE ENGINEERED MAPLE HARDWOOD FLOORING | ROXUL AFB MINERAL WOOL                  | TOUGH ROCK LITE-WEIGHT GYPSUM BOARD       | NORTHERN RED OAK WOOD                   |
| <b>MANUFACTURER</b>    | LUCIDA SURFACES   | MOHAWK INDUSTRIES   | ATS ACOUSTICS                           | GEORGIA PACIFIC                           | GUTCHESS                                |
| <b>COLOR</b>           | WHITE WITH GREY PATTERN                                     | LIGHT BROWN   | GREY                                    | WHITE                                     | LIGHT TO MEDIUM BROWN                   |
| <b>FINISH/PATTERN</b>  | SMOOTH, GLOSSY  | ROUGH   | SMOOTH                                  | SMOOTH                                    | COARSE, UNEVEN, STRAIGHT GRAIN          |
| <b>NOTES</b>           | FLOORING VINYL  | 4" FLOOR  | SOUND ABSORBING MATERIAL FOR ACTIVITIES | CURVED GYPSUM BOARD PANELS                | WOOD CURVED USING STEAM BENDING PROCESS |
|                        |   |   |   |   |   |

# **COLLATERALS**

# Exhibition Poster



# Collaterals



Lavendar Bag



Ointment



Lip Balm



# Digital Platform Opportunity



Social Media + Print Media



## ACTIVE COLLABORATIVE FUNDS

### Voices of Strength

This exhibit focuses on empowerment. Through discovering their inner strength and knowledge, "Voices of Strength" gives them a

### NYC Fund for Girls and Young Women of Color

The first of its kind in the United States, The Fund invests in economic and social equity for girls, young women and

### National Philanthropic Collaborative of Young Women's Initiatives

A national initiative with nine leading women's foundations working towards safety, health, and economic prosperity of

Domestic Violence Organization Websites

**Thank You.**